

# OPEN Alliance Automotive Ethernet ECU Test Specification Layer 3-7

---

TC8 ECU Test



Author & Company	Thomas Kirchmeier (BMW AG) Georg Janker (Ruetz System Solutions GmbH) All Members of the OPEN ALLIANCE TC8 Working Group
Title	OPEN Alliance Automotive Ethernet ECU Test Specification Layer 3-7
Version	3.0
Date	October 25, 2019
Status	Draft
Restriction Level	OPEN Technical Members Only

**Version Control of Document**

Version	Author	Description	Date
1.0	TC8 members	First release	15.01.2016
1.1	T.Kirchmeier (BMW)	Improvements regarding IPv4 test cases, see change history	31.05.2016
1.2	T.Kirchmeier (BMW)	Improvements regarding UDP test cases, see change history	29.06.2016
1.3	T.Kirchmeier (BMW)	Improvements regarding ICMPv4 test cases, see change history	07.09.2016
1.4	Mathias Kleinwächter (Ruetz System Solutions GmbH)	Chapter 5.6 DHCPv4 Server deleted	19.05.2017
1.4	Mathias Kleinwächter (Ruetz System Solutions GmbH)	Improvements regarding TCP test cases, see change history	23.05.2017
1.4	Mathias Kleinwächter (Ruetz System Solutions GmbH)	Added chapters 6.1.4 Specification of the SOMEIP TestStub Enhanced Testability Service (ETS) 6.1.6 Test Cases ETS  Improvements regarding ARP test cases, see change history	24.05.2017
1.4	Georg Janker	Update of Layer 1 and Layer2 Chapters	24.05.2017
1.5	Georg Janker	Update of AUTOSAR References for SOME/IP to 1.1.0	30.05.2017
1.5	Georg Janker	Inserted Chapter: 3.6 Referenced TC 11 Tests	30.05.2017
1.6	Martin Heinzinger (Ruetz System Solutions GmbH)	Removed Port Disabling test and referenced to the corresponding TC11 Test	07.06.2017
1.7	Mathias Kleinwächter (Ruetz System Solutions GmbH)	Deleted invalid or duplicate Test Cases. See change history	20.06.2017
1.8	Frederic Garraud	Update 1.3 References	22.06.2017
1.9	Martin Heinzinger (Ruetz System Solutions GmbH)	Updated change history for L2 Switching	23.06.2017

## OPEN Alliance

2.0	Mathias Kleinwächter (Ruetz System Solutions GmbH)	Release of final version 2.0	06.09.2017
3.0	Mathias Kleinwächter (Ruetz System Solutions GmbH)	Initial version of separate Layer 3-7 document.	04.11.2019

### Restriction level history of Document

Version	Restriction Level	Description	Date
1	OPEN Technical Members Only	Technical Members	25.10.2019

# Contents

Foreword (Disclaimer) .....	6
Introduction .....	7
1 Scope .....	8
1.1 Test Scope TCP/IP Protocol Family .....	8
1.2 Test Scope Automotive Protocols .....	8
2 Normative references .....	8
3 Change history between version 2 and 3 .....	9
4 Test Scope TCP/IP Protocol Family .....	43
4.1 Prerequisites .....	43
4.2 Address Resolution Protocol (ARP) .....	43
4.2.1 General .....	43
4.2.2 Parameters used in the tests .....	44
4.2.3 Terminology used in Test Procedure .....	46
4.2.4 Test Cases ARP .....	47
4.3 Internet Control Message Protocol Version 4 (ICMPv4) .....	89
4.3.1 General .....	89
4.3.2 Parameters used in the tests .....	91
4.3.3 Test cases ICMPv4 .....	93
4.4 Internet Protocol Version 4 (IPv4) .....	106
4.4.1 General .....	106
4.4.2 .....	108
4.4.3 Parameters used in the tests .....	109
4.4.4 IPv4 Test cases .....	110
4.5 Dynamic configuration of IPv4 Link Local Address .....	142
4.5.1 General .....	142
4.5.2 Simulated topologies .....	142
4.5.3 Required topology related configuration .....	142
4.5.4 Coverage .....	143
4.5.5 Parameters and constants used in the tests .....	144
4.5.6 Tests .....	146
4.6 User Datagram Protocol (UDP) .....	191
4.6.1 General .....	191

OPEN Alliance

4.6.2	Simulated topologies .....	191
4.6.3	Required topology related configuration .....	191
4.6.4	Parameters used in the tests .....	192
4.6.5	Tests .....	193
4.7	Dynamic Host configuration Protocol Version 4 (DHCPv4) Client .....	224
4.7.1	General.....	224
4.7.2	Simulated topologies .....	224
4.7.3	Required topology related configuration .....	228
4.7.4	Coverage .....	228
4.7.5	Parameters and constants used in the tests.....	229
4.7.6	Tests .....	231
4.8	Transmission Control Protocol (TCP) .....	287
4.8.1	General.....	287
4.8.2	Simulated topologies .....	287
4.8.3	Required topology related configuration .....	287
4.8.4	Parameters used in the tests .....	288
4.8.5	Upper Tester Procedures.....	288
4.8.6	Tests .....	289
5	Test Scope Automotive Protocols.....	405
5.1	Scalable service-Oriented MiddlewarE over IP Protocol (SOME/IP) .....	405
5.1.1	General.....	405
5.1.2	Parameters used in the tests .....	408
5.1.3	Terminology used in Test Procedure .....	411
5.1.4	Specification of the SOMEIP TestStub Enhanced Testability Service (ETS) .....	412
5.1.5	Test Cases SOME/IP Server .....	431
5.1.6	Test Cases ETS .....	564

## Foreword (Disclaimer)

### **OPEN Alliance: Members Only/OPEN Internal OPEN Specification**

### **OPEN Alliance CONFIDENTIAL**

### **Copyright Notice and Disclaimer**

OPEN Alliance members whose contributions were incorporated in the OPEN Specification (the “Contributing Members”) own the copyrights in the OPEN Specification, and permit the use of this OPEN Specification as follows:

OPEN ALLIANCE MEMBERS: Members of OPEN Alliance have the right to use this OPEN Specification, subject to the Member’s continued compliance with the OPEN Alliance governance documents, Intellectual Property Rights Policy, and the applicable OPEN Alliance Promoter or Adopter Agreement; and

NON-MEMBERS OF OPEN ALLIANCE: Use of the OPEN Specification by anyone who is not a Member of OPEN Alliance is prohibited.

The receipt of an OPEN Specification shall not operate as an assignment or license under any patent, industrial design, trademark, or other rights as may subsist in or be contained in or reproduced in any OPEN Specification. The implementation of this OPEN Specification will require such a license.

THIS OPEN SPECIFICATION IS PROVIDED ON AN “AS IS” BASIS AND ALL WARRANTIES, EITHER EXPLICIT OR IMPLIED, ARE EXCLUDED UNLESS MANDATORY UNDER LAW. ACCORDINGLY, THE OPEN ALLIANCE AND THE CONTRIBUTING MEMBERS MAKE NO REPRESENTATIONS OR WARRANTIES WITH REGARD TO THE OPEN SPECIFICATION OR THE INFORMATION (INCLUDING ANY SOFTWARE) CONTAINED THEREIN, INCLUDING ANY WARRANTIES OF MERCHANTABILITY, FITNESS FOR PURPOSE, OR ABSENCE OF THIRD PARTY RIGHTS AND MAKE NO REPRESENTATIONS AS TO THE ACCURACY OR COMPLETENESS OF THE OPEN SPECIFICATION OR ANY INFORMATION CONTAINED THEREIN.

THE OPEN ALLIANCE AND CONTRIBUTING MEMBERS ARE NOT LIABLE FOR ANY LOSSES, COSTS, EXPENSES OR DAMAGES ARISING IN ANY WAY OUT OF USE OR RELIANCE UPON THE OPEN SPECIFICATION OR ANY INFORMATION THEREIN. NOTHING IN THIS DOCUMENT OPERATES TO LIMIT OR EXCLUDE ANY LIABILITY FOR FRAUD OR ANY OTHER LIABILITY WHICH IS NOT PERMITTED TO BE EXCLUDED OR LIMITED BY OPERATION OF LAW.

Without prejudice to the foregoing, the OPEN Specification was developed for automotive applications only. The OPEN Specification has neither been developed, nor tested for non-automotive applications.

OPEN Alliance reserves the right to withdraw, modify, or replace any OPEN Specification at any time, without notice.

## Introduction

This ECU and Network Test Specification is designed to determine if a product conforms to specifications defined in OPEN Specifications or related requirements. This specification is a collection of all test cases which are recommended to be considered for automotive use and should be referred by car manufacturers within their quality control processes.

Successful execution and passing all relevant tests gives an Implementation Under Test (IUT) a minimum approval that the device's basic implementations are done correctly.

This Test specification document is grouped in several chapters oriented on the scopes: "TCP/IP Protocol Family" and "Automotive Protocols" which are described in chapter 1.3.

Tests are organized and identified with distinct IDs that relate to their scopes, and a unique enumeration. For every scope introduction chapters explain common requirements on the Device under Test, the Test Setup and parameters used by the following tests.

# 1 Scope

## 1.1 Test Scope TCP/IP Protocol Family

Scope TCP/IP Protocol Family includes the following protocols:  
ARP, ICMPv4, IPv4, IPv4 Autoconfig, UDP, TCP, DHCPv4

## 1.2 Test Scope Automotive Protocols

Scope Automotive Protocols includes the following protocols:  
SOME/IP, SOME/IP Service Discovery

# 2 Normative references

The following documents are referred to in the text in such a way that some or all of their content constitutes requirements of this document. For dated references, only the edition cited applies. For undated references, the latest edition of the referenced document (including any amendments) applies.

- [1] OA\_100BASE-T1 Interoperability Test Suite 1v0
- [2] IEEE Std 802.3bw<sup>TM</sup> – 2015 Amendment 1: Physical Layer Specifications and Management Parameters for 100 Mb/s Operation over a Single Balanced Twisted Pair Cable (100BASE-T1)..
- [3] IEEE 100BASE-T1 Physical Media Attachment Test Suite Version 1.0
- [4] IEEE 100BASE-T1 Definitions for Communication Channel, Version 1.0 .
- [5] IEEE 100BASE-T1 EMC Test Specification for Transceivers Version 1v0



### 3 Change history between version 2 and 3

Test case ID	Change reason	Version 2	Version 3
ICMPv4_TYPE_02	Invalid Test Case		Deleted Test Case
ICMPv4_ERROR_01	Changed Synopsis	... no ICMP messages are sent about ICMP messages ...	... no ICMP messages are sent about ICMP error messages ...
ICMPv4_ERROR_04	Changed Test Input Parameters	<broadcast-address> Check section "Parameters used in the tests"	Check section "Parameters used in the tests"
ICMPv4_TYPE_09	Changed Test Input Parameters	<idfr> <seqno> Check section "Parameters used in the tests"	Check section "Parameters used in the tests"
ICMPv4_TYPE_10	Changed Test Input Parameters	<invalidChecksum> Check section "Parameters used in the tests"	Check section "Parameters used in the tests"
ICMPv4_TYPE_11	Changed Test Input Parameters	<origTimestampValue> Check section "Parameters used in the tests"	Check section "Parameters used in the tests"
ICMPv4_TYPE_12	Changed Test Input Parameters	<idfr> <seqno> Check section "Parameters used in the tests"	Check section "Parameters used in the tests"
ICMPv4_TYPE_17	Deprecated		Deleted Test Case
ICMPv4_TYPE_18	Changed Synopsis	Ensure that when a DUT receives an IPv4 Packet containing an IPv4 Header containing a Protocol indicating a value of <unsupportedProtocol> then the DUT sends an ICMPv4 Packet containing a Type indicating a value of 3 (Destination Unreachable) and containing a Code indicating a value of 2 (Protocol unreachable)	A host must respond to an IPv4 Packet containig an <unsupportedProtocol>, by sending a Destination Unreachable message including the Protocol Unreachable code.
ICMPv4_TYPE_18	Changed Pass Criteria	The DUT sends an ICMPv4 Packet containing a Type	2. DUT: Sends ICMPv4 Destination Unreachable

		indicating a value of 3 (Destination Unreachable) and containing a Code indicating a value of 2 (Protocol unreachable)	message indicating Protocol Unreachable
<b>ICMPv4_TYPE_21</b>	Deprecated		Deleted Test Case
<b>IPv4_HEADER_01</b>	Changed Test Procedure and Pass Criteria	2. DUT: Generates an ICMPv4 Echo Reply.  The DUT generates an IPv4 Packet containing an IPv4 Header containing a Total Length indicating a value greater than or equal to 20	2. DUT: Generates an ICMPv4 Echo Reply including a Total Length Frame in the IPv4 Header greater or equal to 20  2. DUT: Generates an ICMPv4 Echo Reply including a Total Length Frame in the IPv4 Header greater or equal to 20
<b>IPv4_HEADER_02</b> <b>IPv4_HEADER_04</b> <b>IPv4_CHECKSUM_02</b> <b>IPv4_ADDRESSING_02</b> <b>IPv4_ADDRESSING_03</b> <b>IPv4_REASSEMBLY_09</b>	Changed Pass Criteria	The DUT discards the IPv4 Packet silently.	2. DUT: Does not send an ICMPv4 Echo Reply
<b>IPv4_HEADER_03</b>	Changed Pass Criteria	The DUT sends an IPv4 Packet containing an IPv4 Header containing a Source Address indicating one of its defined IPv4 addresses.	2. DUT: Generates an ICMPv4 Echo Reply with Source Address being one of its defined IPv4 addresses
<b>IPv4_CHECKSUM_01</b> <b>IPv4_CHECKSUM_04</b>	Deprecated Double Test Case to IPv4_CHECKSUM_05, Step 4		Deleted Test Case Deleted Test Case
<b>IPv4_TTL_01</b>	Changed Pass Criteria	The DUT sends an IPv4 packet containing an IPv4 Header containing a TTL indicating a value greater than 0.	2. DUT: Sends an ICMPv4 Echo Reply packet with a TTL value greater than 0
<b>IPv4_TTL_03</b>	Deprecated		Deleted Test Case
<b>IPv4_TTL_04</b>	Deprecated		Deleted Test Case
<b>IPv4_VERSION_01</b>	Changed Pass Criteria	The DUT accepts the IPv4 Packet and replies correctly with an ICMPv4 Echo Reply.	2. DUT: Sends an ICMPv4 Echo Reply

<b>IPv4_VERSION_03</b>	Changed Test Procedure and Pass Criteria	2. DUT: Does not send an ICMPv4 Echo Reply containing a valid version 4  The DUT sends an IPv4 Packet containing an IPv4 Header containing a Version indicating a value of 4.	2. DUT: Sends an ICMPv4 Echo Reply containing a valid version 4  2. DUT: Sends an ICMPv4 Echo Reply containing a valid version 4
<b>IPv4_ADDRESSING_01</b>	Changed Pass Criteria	The DUT accepts the IPv4 Packet and answers correctly with an ICMPv4 Echo Reply.	2. DUT: Sends an ICMPv4 Echo Reply
<b>IPv4_REASSEMBLY_01</b> <b>IPv4_REASSEMBLY_02</b> <b>IPv4_REASSEMBLY_03</b>	Deprecated		Deleted Test Case
<b>IPv4_REASSEMBLY_04</b>	Changed Pass Criteria	The DUT reassembles and accept the IPv4 packet and answers correctly with an ICMPv4 Echo Request.	5. DUT: Sends an ICMPv4 Echo Reply
<b>IPv4_REASSEMBLY_05</b> <b>IPv4_REASSEMBLY_06</b>	Deprecated Changed Pass Criteria	The DUT does not reassemble and accept the IPv4 packet and does not answer with an ICMPv4 Echo Reply.	Deleted Test Case 3. DUT: Does not send an ICMPv4 Echo Reply
<b>IPv4_REASSEMBLY_07</b>	Changed Pass Criteria	The DUT does not reassemble and accept the IPv4 packet and does not answer with an ICMPv4 Echo Reply.	4. DUT: Does not send an ICMPv4 Echo Reply
<b>IPv4_REASSEMBLY_08</b>	Deprecated		Deleted Test Case
<b>IPv4_CHECKSUM_02</b> <b>IPv4_ADDRESSING_01</b> <b>IPv4_ADDRESSING_02</b> <b>IPv4_ADDRESSING_03</b> <b>IPv4_REASSEMBLY_11</b> <b>IPv4_REASSEMBLY_12</b> <b>IPv4_FRAGMENTS_01</b> <b>IPv4_FRAGMENTS_03</b> <b>IPv4_FRAGMENTS_04</b>	Changed Test Input Parameters	<several parameters> Check section general Input Parameters	Check section general Input Parameters
<b>IPv4_AUTOCONF_INTRO_01</b> .. <b>IPv4_AUTOCONF_INTRO_06</b> <b>IPv4_AUTOCONF_ADDRESSELECTION_04</b>	Changed Test Input Parameters	<several parameters> Check section general Input Parameters	Check section general Input Parameters

IPv4\_AUTOCONF\_ADDRESSES\_SELECTION\_16  
 IPv4\_AUTOCONF\_ANNOUNCING\_07  
 IPv4\_AUTOCONF\_CONFLICT\_11  
 IPv4\_AUTOCONF\_CONFLICT\_12  
 IPv4\_AUTOCONF\_FORWARDING\_01  
 ..  
 IPv4\_AUTOCONF\_FORWARDING\_08  
 IPv4\_AUTOCONF\_LINKLOCAL\_PACKETS\_01  
 ..  
 IPv4\_AUTOCONF\_LINKLOCAL\_PACKETS\_04  
 IPv4\_AUTOCONF\_ROUTE\_ADDRESSES\_01  
 IPv4\_AUTOCONF\_ROUTE\_ADDRESSES\_02  
 IPv4\_AUTOCONF\_NETWORK\_PARTITIONS\_01

<b>IPv4_ADDRESSING_01</b>	Changed Test Procedure and Pass Criteria	<ol style="list-style-type: none"> <li>1. TESTER: Send an ICMPv4 Echo Request with destination address being &lt;limitedBroadcastAddress&gt;</li> <li>2. DUT: Sends an ICMPv4 Echo Reply</li> </ol>	<ol style="list-style-type: none"> <li>1. TESTER: Send a UDP Message with destination address being &lt;limitedBroadcastAddress&gt;</li> <li>2. TESTER: Verify using Upper Tester that DUT received the UDP Message</li> </ol>
<b>IP_4_Addressng_02</b>	Changed Test Procedure and Pass Criteria	<ol style="list-style-type: none"> <li>1. TESTER: Send an ICMPv4 Echo Request with destination address being &lt;directedBroadcastAddress&gt;</li> <li>2. DUT: Does not send an ICMPv4 Echo Reply</li> </ol>	<ol style="list-style-type: none"> <li>1. TESTER: Send a UDP Message with destination address being &lt;directedBroadcastAddress&gt;</li> <li>2. TESTER: Verify using Upper Tester that DUT did not receive the UDP Message</li> </ol>
<b>IPv4_FRAGMENTS_05</b>	Changed Test Procedure and Pass Criteria	<ol style="list-style-type: none"> <li>3. DUT: Send ICMP Echo Request</li> </ol>	<ol style="list-style-type: none"> <li>3. DUT: Send UDP message</li> </ol>

<b>IPv4_OPTIONS_01 .. IPv4_OPTIONS_14</b>	No automotive use case		Deleted Test Cases
<b>IPv4_AUTOCONF_FORWARDING_01</b>	Changed Test Procedure	10. DUT CONFIGURE: Configure DUT to send an ICMP Echo Request Message from <Diface-0> with - Destination IP Address set to <AIFACE-0-IP-LINKLOCAL-ADDR>	10. DUT CONFIGURE: Configure DUT to send a UDP message from <Diface-0> with - Destination IP Address set to <AIFACE-0-IP-LINKLOCAL-ADDR>
<b>ARP_01 .. ARP_06 ARP_20 ARP_22 ARP_25 ARP_28 ARP_31 .. ARP_35 ARP_39 ARP_40 ARP_44 .. ARP_49</b>	Changed Test Input Parameters	<parameter> Check section general Input Parameters	Check section general Input Parameters
<b>ARP_01 .. ARP_15 ARP_22 ARP_25 ARP_28 ARP_31 .. ARP_35 ARP_38 .. ARP_40 ARP_48 ARP_49</b>	Changed technical terms	"ICMP Message" or "ICMP Echo Request"	"UDP Message"
<b>ARP_05 ARP_06</b>	Changed Test Procedure	2. TESTER: <HOST-1> Sends ARP Response to DUT through <Diface-0> containing: - Source IP Address set to <HOST-1-IP>	2. TESTER: <HOST-1> Sends ARP Response(gratuitous) to DUT through <Diface-0> containing: - Source IP Address set to <HOST-1-IP>

		- Destination IP Address set to <Diface-0-IP> - Ethernet Source Address set to <MAC-ADDR1> - Ethernet Destination Address set to ETHERNET_BROADCAST_ADDRESS	- Destination IP Address set to <HOST-1-IP> - Ethernet Source Address set to <MAC-ADDR1> - Ethernet Destination Address set to ETHERNET_BROADCAST_ADDRESS
<b>ARP_22</b>	Changed title	ARP response reception (Hardware Type wrong)	gratuitous ARP response reception (Hardware Type wrong)
<b>ARP_22</b>	Changed Test Procedure	2. TESTER: <HOST-1> Sends ARP Response to DUT through <Diface-0> containing: - Sender IP Address set to <HOST-1-IP> - Target IP Address set to <Diface-0-IP> - Hardware Type set to ARP_HARDWARE_TYPE_UNKNOWN - ARP Sender Hardware Address set to <MAC-ADDR1> - ARP Target Hardware Address set to ETHERNET_BROADCAST_ADDRESS	2. TESTER: <HOST-1> Sends ARP Response(Gratuitous) to DUT through <Diface-0> containing: - Sender IP Address set to <HOST-1-IP> - Target IP Address set to <HOST-1-IP> - Hardware Type set to ARP_HARDWARE_TYPE_UNKNOWN - ARP Sender Hardware Address set to <MAC-ADDR1> - ARP Target Hardware Address set to ETHERNET_BROADCAST_ADDRESS
<b>ARP_25</b>	Changed title	ARP request response (Hardware Address Length wrong)	gratuitous ARP response reception (Hardware Address Length wrong)
<b>ARP_25</b>	Changed Test Procedure	2. TESTER: <HOST-1> Sends ARP Response to DUT through <Diface-0> containing: - Sender IP Address set to <HOST-1-IP> - Target IP Address set to <Diface-0-IP> - Hardware Address Length set to UNKNOWN_HW_ADDRESS_LENGTH - ARP Sender Hardware Address set to <MAC-ADDR1>	2. TESTER: <HOST-1> Sends ARP Response(Gratuitous) to DUT through <Diface-0> containing: - Sender IP Address set to <HOST-1-IP> - Target IP Address set to <HOST-1-IP> - Hardware Address Length set to UNKNOWN_HW_ADDRESS_LENGTH - ARP Sender Hardware Address set to <MAC-ADDR1>

		- ARP Target Hardware Address set to ETHERNET_BROADCAST_ADDRESS	- ARP Target Hardware Address set to ETHERNET_BROADCAST_ADDRESS
<b>ARP_28</b>	Changed title	ARP response reception (Protocol Type wrong)	Gratious ARP response reception (Protocol Type wrong)
<b>ARP_28</b>	Changed Test Procedure	2. TESTER: <HOST-1> Sends ARP Response to DUT through <Diface-0> containing: - Sender IP Address set to <HOST-1-IP> - Target IP Address set to <Diface-0-IP> - Protocol Type set to ARP_PROTOCOL_UNKNOWN - ARP Sender Hardware Address set to <MAC-ADDR1> - ARP Target Hardware Address set to ETHERNET_BROADCAST_ADDRESS	2. TESTER: <HOST-1> Sends ARP Response(Gratuitous) to DUT through <Diface-0> containing: - Sender IP Address set to <HOST-1-IP> - Target IP Address set to <HOST-1-IP> - Protocol Type set to ARP_PROTOCOL_UNKNOWN - ARP Sender Hardware Address set to <MAC-ADDR1> - ARP Target Hardware Address set to ETHERNET_BROADCAST_ADDRESS
<b>ARP_31</b>	Changed title	ARP response reception (Protocol Address Length wrong)	Gratious ARP response reception (Protocol Address Length wrong)
<b>ARP_31</b>	Changed Test Procedure	2. TESTER: <HOST-1> Sends ARP Response to DUT through <Diface-0> containing: - Sender IP Address set to <HOST-1-IP> - Target IP Address set to <Diface-0-IP> - Protocol Address Length set to UNKNOWN_PROTOCOL_ADDRESS_LENGTH - ARP Sender Hardware Address set to <MAC-ADDR1> - ARP Target Hardware Address set to ETHERNET_BROADCAST_ADDRESS	2. TESTER: <HOST-1> Sends ARP Response(Gratuitous) to DUT through <Diface-0> containing: - Sender IP Address set to <HOST-1-IP> - Target IP Address set to <HOST-1-IP> - Protocol Address Length set to UNKNOWN_PROTOCOL_ADDRESS_LENGTH - ARP Sender Hardware Address set to <MAC-ADDR1> - ARP Target Hardware Address set to ETHERNET_BROADCAST_ADDRESS

<b>ARP_42</b>	Changed Test Procedure	- Operation code set to OPERATION_RESPONSE	- Operation code set to <OPERATION_RESPONSE >
<b>ARP_48</b>	Changed Test Procedure	8. TESTER: <HOST-1> Waits up to (<DYNAMIC-ARP-CACHE-TIMEOUT+ARP-TOLERANCE-TIME>) second(s) for the arp cache of DUT to get refreshed	8. TESTER: <HOST-1> Waits up to (<DYNAMIC-ARP-CACHE-TIMEOUT> + <ARP-TOLERANCE-TIME>) second(s) for the arp cache of DUT to get refreshed
<b>ARP_48</b> <b>ARP_49</b>	Changed Prerequisites	Check section prerequisites	Check section prerequisites 1) DUT has to support ARP table aging 2) <DYNAMIC-ARP-CACHE-TIMEOUT> has a reasonable limit
<b>UDP_MessageFormat_01</b> <b>UDP_PortHandling_01</b> .. <b>UDP_PortHandling_04</b> <b>UDP_DatagramLength_02</b> .. <b>UDP_DatagramLength_07</b> <b>UDP_Padding_01</b> <b>UDP_FIELDS_17</b> <b>UDP_FIELDS_18</b> <b>UDP_IP_INTERFACE_01</b> <b>UDP_IP_OPTION_01</b> <b>UDP_IP_OPTION_02</b> <b>UDP_MULTI_HOMING_01</b> <b>UDP_MULTI_HOMING_02</b> <b>UDP_APP_INTERFACE_01</b> <b>UDP_APP_INTERFACE_02</b> <b>UDP_ICMP_MESSAGES_01</b>	Deprecated		Deleted Test Case
<b>UDP_FIELDS_02</b>	Changed Synopsis	Source Port is an optional field, when meaningful, it indicates the port of the sending process, and may be assumed to be the port to which a reply should be addressed in the absence of any other information. [Note: In this test, we verify that DUT can respond respond back (if required) to source port of received message. This has two parts: being able to read	Source Port is an optional field, when meaningful, it indicates the port of the sending process, and may be assumed to be the port to which a reply should be addressed in the absence of any other information. [Note: In this test, we verify that a UDP messages must include a destination port]



		<p>the source port of a received message, and being able to set the destination port of a sent message - these operations are available on the AUTOSAR testability protocol. In this case, the tester is basically implementing the application logic of issuing the reply by properly reading the source port and replying to that port.]</p>	
<b>UDP_INTRODUCTION_02</b>	<p>Changed title, Synopsis and Test Procedure</p>	<p>UDP_INTRODUCTION_02: Introduction – Multicast Destination Address</p> <p>Test Procedure / Pass Criteria:                      4. TESTER: Verify using Upper Tester that application layer received UDP Message containing:                      - destination address equal to &lt;allSystemMCastAddr&gt;</p> <p>Synopsis:                      UDP is used by applications that do not require the level of service of TCP or that wish to use communications services (e.g., multicast or broadcast delivery) not available from TCP. [Note: In this test we verify that DUT will accept UDP message with multicast destination Address.]</p>	<p>UDP_INTRODUCTION_02: Introduction – Multicast Destination Address (optional)</p> <p>Test Procedure / Pass Criteria:                      4. TESTER: Verify using Upper Tester that application layer did not receive UDP Message containing:                      - destination address equal to &lt;allSystemMCastAddr&gt;</p> <p>Synopsis:                      UDP is used by applications that do not require the level of service of TCP or that wish to use communications services (e.g., multicast or broadcast delivery) not available from TCP. [Note: In this test we verify that DUT will deny UDP message with multicast destination Address. Note: this test inverts the RFC requirement due to security negotiations]</p>

<b>UDP_INTRODUCTION_01</b>	Changed title, Synopsis and Test Procedure	<p>UDP_INTRODUCTION_01: Introduction – Broadcast Destination Address</p> <p>Test Procedure / Pass Criteria:                      4. TESTER: Verify using Upper Tester that application layer received UDP Message containing:                      - destination address equal to &lt;Aiface-0-BcastIP&gt;</p> <p>Synopsis:                      UDP is used by applications that do not require the level of service of TCP or that wish to use communications services (e.g., multicast or broadcast delivery) not available from TCP. [Note: In this test we verify that DUT will accept UDP message with broadcast destination Address.]</p>	<p>UDP_INTRODUCTION_01: Introduction – Broadcast Destination Address (optional)</p> <p>Test Procedure / Pass Criteria:                      4. TESTER: Verify using Upper Tester that application layer did not receive UDP Message containing:                      - destination address equal to &lt;Aiface-0-BcastIP&gt;</p> <p>Synopsis:                      UDP is used by applications that do not require the level of service of TCP or that wish to use communications services (e.g., multicast or broadcast delivery) not available from TCP. [Note: In this test we verify that DUT will deny UDP message with broadcast destination Address. Note: this test inverts the RFC requirement due to security negotiations]</p>
<b>DHCPv4_CLIENT_PROTOCOL_04</b>	Deprecated		Deleted Test Case
<b>DHCPv4_CLIENT_PROTOCOL_05</b>			
<b>DHCPv4_CLIENT_PROTOCOL_06</b>			
<b>DHCPv4_CLIENT_REACQUISITION_09</b>			
<b>DHCPv4_CLIENT_REACQUISITION_10</b>			
<b>DHCPv4_CLIENT_ALLOCATING_11</b>			
<b>DHCPv4_CLIENT_ALLOCATING_13</b>			
<b>DHCPv4_CLIENT_ALLOCATING_14</b>			

DHCPv4\_CLIENT\_PARAMETERS\_02  
DHCPv4\_CLIENT\_USAGE\_02  
DHCPv4\_CLIENT\_USAGE\_03  
DHCPv4\_CLIENT\_CONSTRUCTING\_MESSAGES\_07  
DHCPv4\_CLIENT\_CONSTRUCTING\_MESSAGES\_08  
DHCPv4\_CLIENT\_CONSTRUCTING\_MESSAGES\_09  
DHCPv4\_CLIENT\_CONSTRUCTING\_MESSAGES\_10  
DHCPv4\_CLIENT\_CONSTRUCTING\_MESSAGES\_11  
DHCPv4\_CLIENT\_REQUEST\_03  
DHCPv4\_CLIENT\_REQUEST\_04  
DHCPv4\_CLIENT\_REQUEST\_05  
DHCPv4\_CLIENT\_INITIALIZATION\_ALLOCATION\_07  
DHCPv4\_CLIENT\_INITIALIZATION\_EXTERNAL\_01  
DHCPv4\_CLIENT\_INITIALIZATION\_EXTERNAL\_02  
DHCPv4\_CLIENT\_INITIALIZATION\_EXTERNAL\_03  
DHCPv4\_CLIENT\_PARAMETERS\_05  
DHCPv4\_CLIENT\_PROTOCOL\_04  
DHCPv4\_CLIENT\_ALLOCATING\_12  
DHCPv4\_CLIENT\_ALLOCATING\_13  
DHCPv4\_CLIENT\_ALLOCATING\_14  
DHCPv4\_CLIENT\_PROTOCOL\_05  
DHCPv4\_CLIENT\_PROTOCOL\_06  
DHCPv4\_CLIENT\_REUSING\_01  
..

**DHCPv4\_CLIENT\_REUSING\_08**  
**DHCPv4\_CLIENT\_ALLOCATING\_02**  
**DHCPv4\_CLIENT\_PARAMETERS\_06**

<b>DHCPv4_CLIENT_CONSTRICTING_MESSAGES_05</b>	Changed Test Procedure	9. TESTER: Externally cause DUT to send ICMP Echo Request through <Diface-0> to IP address <IP-UNUSED-ADDRESS> 10. TESTER:DHCP Server <SERVER-1> Listens (upto <ParamListenTime>) on <Diface-0> 11. DUT: Sends ICMP Echo Message	9. TESTER: Externally cause DUT to send UDP message through <Diface-0> to IP address <IP-UNUSED-ADDRESS> 10. TESTER:DHCP Server <SERVER-1> Listens (upto <ParamListenTime>) on <Diface-0> 11. DUT: Sends UDP Message
<b>DHCPv4_CLIENT_CONSTRICTING_MESSAGES_06</b>	Changed Test Procedure	9. TESTER: Externally cause DUT to send ICMP Echo Request through <Diface-0> to IP address <IP-UNUSED-ADDRESS> 10. TESTER:DHCP Server <SERVER-1> Listens (upto <ParamListenTime>) on <Diface-0> 11. DUT: Sends ICMP Echo Message	9. TESTER: Externally cause DUT to send UDP message through <Diface-0> to IP address <IP-UNUSED-ADDRESS> 10. TESTER:DHCP Server <SERVER-1> Listens (upto <ParamListenTime>) on <Diface-0> 11. DUT: Sends UDP Message
<b>DHCPv4_CLIENT_REACQUISITION_07</b>	Changed Test Procedure	6. TESTER:DHCP Server <SERVER-1> Sends ICMP Echo Message to DUT through <Diface-0> containing : - Destination Hardware Address field set to <Diface-0-MAC-ADDRESS> - Destination IP Address field set to <SERVER1-IP-POOL-0-0> 7. TESTER:DHCP Server <SERVER-1> Listens (upto <ParamListenTime>) on <Diface-0>	6. TESTER:DHCP Server <SERVER-1> Sends UDP Request to DUT through <Diface-0> containing : - Destination Hardware Address field set to <Diface-0-MAC-ADDRESS> - Destination IP Address field set to <SERVER1-IP-POOL-0-0> 7. TESTER:DHCP Server <SERVER-1> Listens (upto <ParamListenTime>) on <Diface-0> 8. DUT: Does not send UDP Message

8. DUT: Does not send ICMP Echo Reply Message			
<b>DHCPv4_CLIENT_CONSTRUCTING_MESSAGES_05</b>	Changed Test Procedure		
<b>SOMEIP_ETS_025</b>	Deprecated		Deleted Test Case
<b>SOMEIP_ETS_036</b>			
<b>SOMEIP_ETS_085</b>			
<b>SOMEIPSRV_FORMAT_22</b>			
<b>SOMEIPSRV_ONWIRE_08</b>			
<b>SOMEIPSRV_RPC_12</b>			
<b>SOMEIPSRV_RPC_15</b>			
<b>SOMEIPSRV_RPC_16</b>			
<b>SOMEIPSRV_SD_BEHAVIOR_05</b>			
<b>SOMEIPSRV_SD_BEHAVIOR_06</b>			
<b>SOMEIPSRV_SD_MESSAGE_10</b>			
<b>SOMEIPSRV_SD_MESSAGE_12</b>			
<b>SOMEIP_ETS_012</b>			
<b>SOMEIP_ETS_013</b>			
<b>SOMEIP_ETS_014</b>			
<b>SOMEIP_ETS_015</b>			
<b>SOMEIPSRV_SETUP_01</b>			
<b>SOMEIPSRV_SETUP_02</b>			
<b>SOMEIPSRV_ONWIRE_09</b>			
<b>All SOMEIP_ETS Tests</b>	Changed Test Input Parameters	Check section general Input Parameters	Check section ETS Default Input Parameters
<b>SOMEIP_ETS_051</b>	Changed Test Procedure, Pass Criteria and Reference	Test Procedure: 2. DUT: returns method response message with data string stripped to the length field value  Pass Criteria: DUT: returns method response message with data string stripped to the length field value  Reference: PRS_SOMEIP_00372	Test Procedure: 2. DUT: returns Error Message MALFORMED_MESSAGE  Pass Criteria: DUT: returns Error Message MALFORMED_MESSAGE  Reference: PRS_SOMEIP_00914
<b>SOMEIP_ETS_059</b>	Changed Test	Test Procedure	Test Procedure

Procedure and Pass Criteria	<ol style="list-style-type: none"> <li>1. TESTER: use method TestFieldUINT8 with Field Getter method</li> <li>2. DUT: returns the requested field value</li> <li>3. TESTER: store the returned value and increment it</li> <li>4. TESTER: use method TestFieldUINT8 with Setter method and set the incremented value</li> <li>5. DUT: return the field value which was set by the Tester</li> <li>6. TESTER: trigger a reset of the interface by using method resetInterface</li> <li>7. TESTER: use method TestFieldUINT8 with Field Getter method to request the field value again</li> <li>8. DUT: returns the incremented value which was set by the Tester in step 4</li> </ol>	<ol style="list-style-type: none"> <li>1. TESTER: use method resetInterface with invalid interface version</li> <li>2. DUT: doesn't answer and does not send an error message</li> </ol> <p>Pass Criteria DUT: doesn't answer and does not send an error message</p>
	<p>Pass Criteria DUT: returns the incremented value which was set by the Tester in step 4</p>	

<b>SOMEIP_ETS_063</b>	<p>Changed Title, Synopsis, Test Procedure, Pass Criteria and Reference</p>	<p>Title: String_UTF16FIXED_too_long_strips_to_64_Byte</p> <p>Synopsis: Check that the DUT strips a UTF16FIXED string which is too long to 64 Byte. Check string length handling.</p> <p>Test Procedure: 1. TESTER: send a echoUTF16FIXED message with unrepairable payload.</p>	<p>Title: String_UTF16FIXED_too_long</p> <p>Synopsis: Check that the DUT which has a UTF16FIXED string which is longer than 64 Byte gives back an error message</p> <p>Test Procedure: 1. TESTER: send SOME/IP Message with string which is longer than 64 Byte using method echoUTF16FIXED</p>
-----------------------	---	--	---

		<p>2. DUT: returns Error Message MALFORMED_MESSAGE</p> <p>3. TESTER: send a echoUTF16FIXED message with repairable payload</p> <p>4. DUT: answers with a correctly repaired message</p> <p>Pass Critetria: DUT: returns Error Message MALFORMED_MESSAGE DUT: answers with a correctly repaired message</p> <p>Reference: PRS_SOMEIP_00373</p>	<p>2. DUT: returns Error Message MALFORMED_MESSAGE</p> <p>Pass Critetria: DUT: returns Error Message MALFORMED_MESSAGE</p> <p>Reference: PRS_SOMEIP_00911</p>
<b>SOMEIP_ETS_064</b>	<p>Changed Test Procedure</p>	<p>5. TESTER: send SOME/IP Message with string which is shorter than 64 Byte using method echoUTF16FIXED</p> <p>6. DUT: returns Error Message MALFORMED_MESSAGE</p>	<p>1. TESTER: send SOME/IP Message with string which is shorter than 64 Byte using method echoUTF16FIXED</p> <p>2. DUT: returns Error Message MALFORMED_MESSAGE</p>
<b>SOMEIP_ETS_065</b>	<p>Changed Title, Synopsis, Test Procedure, Pass Criteria and Reference</p>	<p>Title: String_UTF8FIXED_too_long_strips_to_64_Byte</p> <p>Synopsis: Check that the DUT strips a UTF8FIXED string which is too large (larger than 64 Byte)</p> <p>Test Procedure: 1. TESTER: send SOME/IP Message with string which is lager than 64 Byte using method echoUTF16FIXED 2. DUT: returns method response message with payload stripped to 64 Byte</p> <p>Pass Critetria:</p>	<p>Title: String_UTF8FIXED_too_long</p> <p>Synopsis: Check that the DUT which has a UTF16FIXED string which is longer than 64 Byte gives back an error message</p> <p>Test Procedure: 1. TESTER: send SOME/IP Message with string which is longer than 64 Byte using method echoUTF16FIXED 2. DUT: returns Error Message MALFORMED_MESSAGE</p> <p>Pass Critetria: DUT: returns Error Message MALFORMED_MESSAGE</p>

		DUT: returns method response message with payload stripped to 64 Byte	Reference: PRS_SOMEIP_00911
		Reference: PRS_SOMEIP_00373	
<b>SOMEIP_ETS_086</b>	Changed Test Procedure	<p>1. TESTER: send SubscribeEventgroup Message for Eventgroup 0x02</p> <p>2. DUT: sends SubscribeEventgroupAck</p> <p>3. DUT: sends all initial Events to the same IP and Port the Tester indicated in the SubscribeEventgroup Message:</p> <ul style="list-style-type: none"> <li>• Interface Version Method-ID: 0x8005</li> <li>• TestfieldUINT8 Method-ID: 0x8006</li> <li>• TestfieldUINT8Array Method-ID: 0x8007</li> <li>• TestfieldUINT8E2E Method-ID: 0x8009.</li> </ul>	<p>1. TESTER: send SubscribeEventgroup Message for Eventgroup 0x02</p> <p>2. DUT: sends SubscribeEventgroupAck</p> <p>3. DUT: sends all initial Events to the same IP and Port the Tester indicated in the SubscribeEventgroup Message:</p> <ul style="list-style-type: none"> <li>• Interface Version Method-ID: 0x8005</li> <li>• TestfieldUINT8 Method-ID: 0x8006</li> <li>• TestfieldUINT8Array Method-ID: 0x8007</li> <li>• TestFieldUINT8Reliable Method-ID 0x8008</li> </ul>
<b>SOMEIP_ETS_087</b>	Changed Test Procedure	<p>1. TESTER: send SubscribeEventgroup Message for Eventgroup 0x05</p> <p>2. DUT: sends SubscribeEventgroupAck</p> <p>3. DUT: sends all initial Events to the same IP and Port the Tester indicated in the SubscribeEventgroup Message:</p> <ul style="list-style-type: none"> <li>• Interface Version Method-ID: 0x8005</li> <li>• TestfieldUINT8 Method-ID: 0x8006</li> <li>• TestfieldUINT8Array Method-ID: 0x8007</li> <li>• TestfieldUINT8E2E Method-ID: 0x8009.</li> </ul>	<p>1. TESTER: send SubscribeEventgroup Message for Eventgroup 0x05</p> <p>2. DUT: sends SubscribeEventgroupAck</p> <p>3. DUT: sends all initial Events to the same IP and Port the Tester indicated in the SubscribeEventgroup Message:</p> <ul style="list-style-type: none"> <li>• Interface Version Method-ID: 0x8005</li> <li>• TestfieldUINT8 Method-ID: 0x8006</li> <li>• TestfieldUINT8Array Method-ID: 0x8007</li> </ul>
<b>SOMEIP_ETS_112</b>	Changed Test Procedure	1. TESTER: send SubscribeEventgroup message for	1. TESTER: send SubscribeEventgroup message for



<b>SOMEIP_ETS_124</b>	Changed Test Procedure	DefaultEventgroup with options array length = 0 3. TESTER: send SubscribeEventgroup message with an Entry Array length exceeding the total Length of the message by at least 20 Bytes 4. DUT: sends SubscribeEventgroupNAck to reject the subscription request	DefaultEventgroup with IPv4Option length = 0 1. TESTER: send SubscribeEventgroup message with an Entry Array length exceeding the total Length of the message by at least 20 Bytes 2. DUT: sends SubscribeEventgroupNAck to reject the subscription request
<b>SOMEIPSRV_BASIC_03</b>	Changed Test Procedure	11. DUT CONFIGURE: Trigger Event on <Diface-0> with the following information - Event ID : <EVENT-ID-1-EG-ID-1> - Event Group ID : <EVENT-GROUP-ID-1-SI-1> - Service ID : <SERVICE-ID-1>	Delete Step 11 and correct the following step numbering
<b>SOMEIPSRV_RPC_02</b>	Changed Test Procedure	10. 11. DUT CONFIGURE: Trigger Event on <Diface-0> with the following information - Event ID : <EVENT-ID-1-EG-ID-2> - Event Group ID : <EVENT-GROUP-ID-1-SI-2> - Service ID : <SERVICE-ID-2>	Delete Steps 10 and 11 and correct the following step numbering
<b>SOMEIPSRV_RPC_04</b>	Changed Reference	Example for a Serialization Protocol (SOME/IP) V1.1.0 R4.1 Rev 3 s6.2.3.7 Message Type [8 Bit] [TR_SOMEIP_00055] Page 20 (MUST)	Example for a Serialization Protocol (SOME/IP) V1.1.0 R4.1 Rev 3 s6.2.3.7 Message Type [8 Bit] [TR_SOMEIP_00055] Page 20 (MUST) Example for a Serialization Protocol (SOME/IP) V1.1.0 R4.1 Rev 3 s6.3.3 Fire&Forget Communication [TR_SOMEIP_00170] Page 36 (MUST)

<b>SOMEIPSRV_SD_MESSAGE_09</b>	Changed Test Procedure	11. DUT CONFIGURE: Trigger Event on <Diface-0> with the following information - Event ID : <EVENT-ID-1-EG-ID-1> - Event Group ID : <EVENT-GROUP-ID-1-SI-1> - Service ID : <SERVICE-ID-1>	Delete Step 11 and correct the following step numbering
<b>SOMEIPSRV_SD_MESSAGE_11</b>	Changed Test Procedure	11. DUT CONFIGURE: Trigger Event on <Diface-0> with the following information - Event ID : <EVENT-ID-1-EG-ID-1> - Event Group ID : <EVENT-GROUP-ID-1-SI-1> - Service ID : <SERVICE-ID-1>	Delete Step 11 and correct the following step numbering
<b>SOMEIP_ETS_37</b>	Changed Synopsis and Test Procedure	Synopsis: Client builds up a connection and sends a reset interface message - DUT sends a FIN,ACK when the service is stopped - Client shall close tcp connection automatically according to FIN,ACK from DUT -> tcp connection successful  Test Procedure: 1. TESTER: send a reset interface message 2. DUT: sends a FIN,ACK when the service is stopped	Synopsis: The server shall not stop the TCP connection when stopping all services.  Test Procedure: 1. TESTER: send a reset interface message 2. DUT: does not send FIN,ACK when the service is stopped
<b>TCP_ACKNOWLEDGEMENT_02</b>	Changed Test Procedure and Pass Criteria	DUT: Accepts the TCP packet and sends an ACK with the expected Ack Number	5. DUT accepts the TCP packet and sends an ACK with the expected Ack Number
<b>TCP_ACKNOWLEDGEMENT_04</b>	Changed Pass Criteria	DUT does not send an RST and DUT ends connection with the expected ACK number	5. DUT: Sends no RST and ends the connection correctly when requested to.
<b>TCP_AVOIDANCE_1</b>	Deprecated		Deleted Test Case

TCP\_AVOIDANCE\_2  
TCP\_BASICS\_15  
TCP\_BASICS\_15  
TCP\_BASICS\_16  
TCP\_CALL\_ABORT\_01  
TCP\_CALL\_CLOSE\_01  
TCP\_CALL\_CLOSE\_02  
TCP\_CALL\_CLOSE\_03  
TCP\_CALL\_CLOSE\_04  
TCP\_CALL\_CLOSE\_05  
TCP\_CALL\_OPEN\_01  
TCP\_CALL\_OPEN\_02  
TCP\_CALL\_OPEN\_03  
TCP\_CALL\_OPEN\_04  
TCP\_CALL\_OPEN\_05  
TCP\_CALL\_OPEN\_06  
TCP\_CALL\_OPEN\_07  
TCP\_CALL\_OPEN\_08  
TCP\_CALL\_OPEN\_09  
TCP\_CALL\_OPEN\_10  
TCP\_CALL\_OPEN\_11  
TCP\_CALL\_RECEIVE\_01  
TCP\_CALL\_RECEIVE\_02  
TCP\_CALL\_RECEIVE\_03  
TCP\_CALL\_RECEIVE\_06  
TCP\_CALL\_RECEIVE\_07  
TCP\_CALL\_RECEIVE\_08  
TCP\_CALL\_SEND\_01  
TCP\_CALL\_SEND\_02  
TCP\_CALL\_SEND\_03  
TCP\_CALL\_SEND\_04  
TCP\_CALL\_SEND\_05  
TCP\_CALL\_SEND\_06  
TCP\_CALL\_SEND\_07  
TCP\_CALL\_SEND\_07  
TCP\_CALL\_SEND\_08  
TCP\_CALL\_SEND\_08  
TCP\_CALL\_SEND\_09  
TCP\_CLOSING\_01  
TCP\_CLOSING\_02  
TCP\_CLOSING\_04  
TCP\_CLOSING\_04  
TCP\_CLOSING\_05  
TCP\_CLOSING\_05  
TCP\_CLOSING\_10  
TCP\_CLOSING\_11  
TCP\_CLOSING\_12

TCP\_CONNECTION\_ESTAB  
\_12  
TCP\_CONTROL\_FLAGS\_01  
TCP\_CONTROL\_FLAGS\_07  
TCP\_FAST\_RETRANSMIT\_0  
1  
TCP\_FAST\_RETRANSMIT\_0  
2  
TCP\_FLAGS\_PROCESSING\_  
01  
TCP\_FLAGS\_PROCESSING\_  
03  
TCP\_FLAGS\_PROCESSING\_  
04  
TCP\_FLAGS\_PUSH\_01  
TCP\_FLAGS\_PUSH\_02  
TCP\_FLAGS\_PUSH\_02  
"TCP\_HEADER\_10  
"  
TCP\_HOST\_SPEC\_01  
TCP\_HOST\_SPEC\_02  
TCP\_HOST\_SPEC\_03  
TCP\_HOST\_SPEC\_04  
TCP\_HOST\_SPEC\_05  
TCP\_HOST\_SPEC\_06  
TCP\_HOST\_SPEC\_07  
TCP\_HOST\_SPEC\_08  
TCP\_HOST\_SPEC\_09  
TCP\_HOST\_SPEC\_10  
TCP\_IMPROVED\_WINDO  
WING\_01  
TCP\_IMPROVED\_WINDO  
WING\_02  
TCP\_IMPROVED\_WINDO  
WING\_03  
TCP\_IMPROVED\_WINDO  
WING\_04  
TCP\_IMPROVED\_WINDO  
WING\_04  
TCP\_IMPROVED\_WINDO  
WING\_05  
TCP\_IMPROVED\_WINDO  
WING\_05  
TCP\_IMPROVED\_WINDO  
WING\_08  
TCP\_IMPROVED\_WINDO  
WING\_09

TCP\_LAYER\_ACTIONS\_01  
TCP\_LAYER\_ACTIONS\_02  
TCP\_LAYER\_ACTIONS\_03  
TCP\_LAYER\_ACTIONS\_04  
TCP\_LAYER\_ACTIONS\_05  
TCP\_LAYER\_ACTIONS\_06  
TCP\_LAYER\_ACTIONS\_07  
TCP\_MSS\_OPTIONS\_04  
TCP\_MSS\_OPTIONS\_04  
TCP\_MSS\_OPTIONS\_07  
TCP\_MSS\_OPTIONS\_08  
TCP\_MSS\_OPTIONS\_13  
TCP\_MSS\_OPTIONS\_13  
TCP\_MSS\_OPTIONS\_14  
TCP\_MSS\_OPTIONS\_14  
TCP\_NAGLE\_01  
TCP\_NAGLE\_04  
TCP\_OUT\_OF\_ORDER\_04  
TCP\_OUT\_OF\_ORDER\_04  
TCP\_OUT\_OF\_ORDER\_08  
TCP\_OUT\_OF\_ORDER\_08  
TCP\_PROBING\_WINDOWS  
\_01  
TCP\_PROBING\_WINDOWS  
\_01  
TCP\_RETRANSMISSION\_T  
O\_01  
TCP\_RETRANSMISSION\_T  
O\_02  
TCP\_RETRANSMISSION\_T  
O\_07  
TCP\_RETRANSMISSION\_T  
O\_10  
TCP\_RETRANSMISSION\_T  
O\_10  
TCP\_SLOWSTART\_CONGE  
STION\_01  
TCP\_SLOWSTART\_CONGE  
STION\_02  
TCP\_SLOWSTART\_CONGE  
STION\_03  
TCP\_SLOWSTART\_CONGE  
STION\_04  
TCP\_SLOWSTART\_CONGE  
STION\_05  
TCP\_SLOWSTART\_CONGE  
STION\_06

TCP\_SLOWSTART\_CONGESTION\_07  
 TCP\_SLOWSTART\_CONGESTION\_08  
 TCP\_SLOWSTART\_CONGESTION\_09  
 TCP\_SLOWSTART\_CONGESTION\_10  
 TCP\_URGENT\_PTR\_01  
 TCP\_URGENT\_PTR\_02  
 TCP\_URGENT\_PTR\_03  
 TCP\_URGENT\_PTR\_05

<b>TCP_BASICS_08</b>	Changed Title, Synopsis and Test Iterations	Title: TCP_BASICS_08: [established   syn_rcvd   close_wait ] close -> FIN [...]  Synopsis: TCP MUST send a FIN on a CLOSE call in ESTABLISHED, SYN-RCVD or CLOSE-WAIT state  Test Iterations: 1. CASE: <wst> = ESTABLISHED 2. CASE: <wst> = SYN-RCVD 3. CASE: <wst> = CLOSE- WAIT	Title: TCP_BASICS_08: [established   close_wait ] close -> FIN [...]  Synopsis: TCP MUST send a FIN on a CLOSE call in ESTABLISHED or CLOSE-WAIT state  Test Iterations: 1. CASE: <wst> = ESTABLISHED 2. CASE: <wst> = CLOSE- WAIT
<b>TCP_BASICS_17</b>	Changed Test Procedure	1. TESTER: Cause application on the DUT-side to issue an active OPEN call	1. TESTER: Cause application on the DUT-side to issue a CONNECT request which triggers an active OPEN call
<b>TCP_CALL_ABORT_03</b> <b>TCP_CALL_RECEIVE_04</b> <b>TCP_CLOSING_07</b> <b>TCP_CLOSING_08</b>	Changed Prerequisites	Check section prerequisites	Support of ETM Service Primitive SHUTDOWN Check section general Input Parameters
<b>TCP_CHECKSUM_04</b>	Changed Synopsis, Test Procedure and Pass Criteria	Synopsis: An ISN generator MUST be employed for selecting a 32 bit ISN that increments roughly every 4 microseconds Test Procedure / Pass Criteria:	Synopsis: A TCP MUST use the specified clock-driven selection of initial sequence numbers. [This test checks that ISN changes with each new connection] Test Procedure / Pass Criteria:

		<ol style="list-style-type: none"> <li>1. TESTER: Cause the DUT-side application to issue an active OPEN call</li> <li>2. DUT: Send SYN</li> <li>3. TESTER: Send RST,ACK to take DUT to CLOSED state</li> <li>4. TESTER: Cause the DUT-side application to issue another active OPEN call</li> <li>6. TESTER: Verify that sequence number of the recent SYN is more than the sequence number of the previous SYN (with the appropriate checking of wrap around of counter) at least by the (difference between the times of reception of two SYN's)x25000</li> </ol>	<ol style="list-style-type: none"> <li>1. TESTER: TESTER: Cause application on the DUT-side to issue a CONNECT request which triggers an active OPEN call</li> <li>2. DUT: Send SYN</li> <li>3. TESTER: Send RST,ACK to take DUT to CLOSED state</li> <li>4. TESTER: Cause application on the DUT-side to issue a CONNECT request which triggers another active OPEN call</li> <li>6. TESTER: Verify that sequence number of the recent SYN is different from the sequence number of the previous SYN</li> </ol> <p>Pass Criteria</p>
<b>TCP_CONNECTION_ESTAB_01</b>	Changed Pass Criteria	DUT opens a TCP passive socket and sends a TCP Segment to each sending port containing SYN and ACK flags indicating a value of 1.	3. DUT: Opens a TCP passive socket and sends 3 TCP segments on each sending port with SYN and ACK set to 1
<b>TCP_CONNECTION_ESTAB_02</b>	Changed Pass Criteria	DUT opens a TCP passive sockets and DUT sends multiple TCP segments to the sending port containing SYN and ACK Flags indicating a value of 1	3. DUT: Opens 3 TCP passive sockets and send 3 TCP segments with SYN and ACK set to 1 corresponding to the received SYN's.
<b>TCP_CONNECTION_ESTAB_03</b>	Changed Pass Criteria	DUT opens multiple TCP active sockets and DUT sends multiple Tcp Segments from the open active sockets containing SYN flag indicating a value of 1 and DUT sends multiple TCP segments from the open active sockets containing ACK flag indicating a value of 1.	<ol style="list-style-type: none"> <li>2. DUT: Opens 3 TCP active sockets and send 3 SYN's from each socket.</li> <li>4. DUT: Send 3 TCP Segments with ACK set to 1 from each socket.</li> </ol>
<b>TCP_CONNECTION_ESTAB_07</b>	Changed Pass Criteria	DUT sends an ACK packet and DUT sends a 'FIN' in response to user's 'Close'	3. DUT: Sends an ACK packet.

		request and DUT moves to 'CLOSED' state.	4. DUT: Sends a FIN packet and moves to 'CLOSED' state. 5. TESTER: externally check the state of the DUT.
<b>TCP_CONTROL_FLAGS_05</b>	Changed Pass Criteria	DUT sends an ACK containing an Ack Number indicating the expected value.	3. DUT: Sends an ACK with expected Ack Number.
<b>TCP_CONTROL_FLAGS_08</b>	Changed Title, Synopsis, Test Procedure, Pas Criteria and Notes	<p><b>Title:</b> To verify that DUT recovers the duplicated SYN by sending RST</p> <p><b>Synopsis:</b> Ensure that ...</p> <p><b>Test Procedure:</b> 4. TESTER: Send SYN with RST flag set with Sequence Number equal to &lt;SEQ1&gt; 5. TESTER: Send SYN with Sequence Number equal to &lt;SEQ2&gt; 6 DUT: Sends a SYN,ACK with Ack Number equal to &lt;SEQ2&gt;+1</p> <p><b>Pass Criteria:</b> DUT sends a SYN,ACK ...</p> <p><b>Notes:</b> RFC 793.</p>	<p><b>Title:</b> To verify Recovery from Old Duplicate SYN</p> <p><b>Synopsis:</b> An old duplicate SYN arrives at DUT. DUT cannot tell that this is an old duplicate, so it responds normally. The Tester simulates that the ACK field is incorrect and returns a RST with its SEQ field selected to make the segment believable. DUT, on receiving the RST, returns to the LISTEN state.</p> <p><b>Test Procedure:</b> 4. TESTER: Send SYN with RST flag set with Sequence Number equal to &lt;SEQ1 + 1&gt;</p> <p><b>Pass Criteria:</b> 3. DUT: Sends a SYN,ACK with Ack Number equal to &lt;SEQ1&gt;+1 and moves to 'SYN-RECEIVED' state. 6. DUT: Sends a SYN,ACK with Ack Number equal to &lt;SEQ2&gt;+1</p> <p><b>Notes:</b> RFC793, chapter 3.4, figure 9, p33</p>
<b>TCP_FLAGS_PROCESSING_05</b>	Changed Synopsis, Test	Synopsis: TCP, in SYN-RCVD state, MUST send a reset and go	Synopsis: TCP, in SYN-RCVD state, MUST go to LISTEN state,



	Procedure and Notes	to CLOSED state, on recv a seg with SYN in window  Test Procedure: 3. DUT: Send a RST segment 4. TESTER: Verify that the receiving application receives the signal that \"connection reset\" has occurred from the remote site and the DUT moves on to CLOSED state  Note: Derived from RFC 793 s3.9 p71 Event Processing	on recv a seg with SYN in window  Test Procedure: 3. DUT: Return to Listen state 4. TESTER: Verify that the DUT moves on to LISTEN state  Notes: Derived from RFC1122, chapter 4.2.2.20 (e), p94
<b>TCP_FLAGS_PROCESSING_09</b>	Changed Test Procedure and Test Iterations	Test Procedure: 2. TESTER: Send a FIN  Test Iterations: 1. CASE: <wst> = CLOSE-WAIT 2. CASE: <wst> = CLOSING 3. CASE: <wst> = LAST-ACK	Test Procedure: 2. TESTER: Send a FIN segment with ACK flag set and <Ack number>  Test Iterations: 1. CASE: <wst> = CLOSE-WAIT; <Ack number> = valid Ack no 2. CASE: <wst> = CLOSING; <Ack number> = invalid Ack no (not acknowledge the FIN previously transmitted by the DUT) 3. CASE: <wst> = LAST-ACK; <Ack number> = invalid Ack no (not acknowledge the FIN previously transmitted by the DUT)
<b>TCP_FLAGS_PROCESSING_10</b>	Changed Test Procedure	1. TESTER: Cause DUT to move to ESTABLISHED state 2. TESTER: Send the last ACK once more 3. DUT: Do not send any response 4. TESTER: Verify that the DUT remains in ESTABLISHED state	1. TESTER: Cause the DUT to move on to ESTABLISHED state 2. TESTER: Cause the application on the DUT-side to issue a SEND call for data of size equal to the receive window of TESTER

			<p>3. DUT: Send the data segment</p> <p>4. TESTER: Cause the application to issue one more SEND call for data</p> <p>5. DUT: Do not send this data segment</p> <p>6. TESTER: Send a data segment with ACK for the previous received segment</p> <p>7. DUT: Send the pending data segment piggybacking the acknowledgement within 0.5 sec</p>
<b>TCP_HEADER_01</b>	Changed Pass Criteria	DUT sends a 'TCP packet' containing a well-formed 'TCP header'	3. DUT: Sends a data segment containing valid header values.
<b>TCP_HEADER_02</b>	Changed Pass Criteria	DUT sends and ACK	3. DUT: Sends an ACK packet with the expected Ack Number.
<b>TCP_HEADER_04</b>	Changed Pass Criteria	DUT discards the 'TCP packet' and optionally DUT sends a 'RST packet'	3. DUT: DUT discards the TCP packet and optionally DUT sends a RST packet
<b>TCP_HEADER_05</b>	Changed Pass Criteria	DUT accepts the 'TCP packet'	3. DUT: Send an ACK with the expected Ack Number.
<b>TCP_HEADER_06</b>	Changed Pass Criteria	DUT ignores the 'Reserved' field and DUT accepts the 'TCP packet'	3. DUT: Send an ACK with the expected Ack Number.
<b>TCP_HEADER_07</b> .. <b>TCP_HEADER_11</b>	Changed Pass Criteria	DUT Discards the TCP packet and sends no ACK back.	3. DUT: Discards the TCP packet.
<b>TCP_HEADER_09</b>	Changed Synopsis, Test Procedure, Pass Criteria and Notes	<p>Synopsis</p> <p>Ensure that ...</p> <p>Notes:</p> <p>RFC793</p> <p>Test Procedure &amp; Pass Criteria:</p> <p>3. DUT: Discards the TCP packet and sends no ACK back.</p>	<p>Synopsis:</p> <p>A TCP implementation MUST silently discard an incoming SYN segment that is addressed to a broadcast or multicast address.</p> <p>Notes:</p> <p>RFC1122, chapter 4.2.3.10, p104</p> <p>Test Procedure &amp; Pass Criteria:</p>

3. DUT: Discards the TCP packet silently

<b>TCP_MSS_OPTIONS_01</b>	Changed Test Procedure and Pass Criteria	3. DUT: Send a TCP Packet (indicating DUT has NOT crashed) 4. TESTER: Verify that the DUT remains in the LISTEN state	3. TESTER: Verify that the DUT has not crashed.
<b>TCP_MSS_OPTIONS_12</b>	Changed Prerequisites and Test Procedure	1. DUT CONFIGURE: Receive MSS of the DUT is different from the default  Prerequisites Check section prerequisites	Delete Step 1  Prerequisites DUT has a receive MSS differing from the default 536
<b>TCP_OUT_OF_ORDER_02</b>	Changed Notes	Notes: (MUST)  Prerequisites: Check section prerequisites	Notes: (SHOULD)  Prerequisites: DUT implements delayed ACK Check section prerequisites
<b>TCP_PROBING_WINDOWS_03</b>	Changed Prerequisites	Check section prerequisites	Nagle Algorithm must be disabled Check section prerequisites
<b>TCP_RETRANSMISSION_T O_06</b>	Changed Title, Synopsis, Test Procedure, Pass Criteria and Notes	Title: Initial RTO 3  Synopsis: TCP SHOULD use RTO = 3 sec initially  Test Procedure / Pass Criteria: 5. TESTER: Verify that the DUT used a timeout of 3 sec  Notes: Derived from RFC 1122 s4.2.3.1 p96 Retransmission Timeout Calculation (SHOULD)	Title: Initial RTO  Synopsis: TCP SHOULD use RTO = 1 sec initially (RFC 6298)  Test Procedure / Pass Criteria: 5. TESTER: Verify that the DUT used a timeout according to the referenced RFC  Notes: RFC 6298, s.2.1 (SHOULD)
<b>TCP_RETRANSMISSION_T O_09</b>	Changed Pass Criteria	4. DUT: Send only <wnd-ini> segments	5. TESTER: Do not send any SYN,ACK and verify that the

			DUT repeatedly retransmits with increasing delays till the retransmit timeout reaches 2*MSL after which the RTO gets fixed at that value
<b>TCP_SEQUENCE_01</b>	Changed Pass Criteria	DUT sends an SYN,ACK containing an Acknowledgment Number indicating <ISN>+1'	3. DUT: Sends an SYN,ACK with an ACK Number equal to <ISN>+1
<b>TCP_SEQUENCE_02</b>	Changed Pass Criteria	DUT sends an ACK packet containing Acknowledgment Number indicating <ISN>+1'	3. DUT: Sends an ACK with an ACK Number equal to <ISN>+1
<b>TCP_SEQUENCE_03</b>	Changed Pass Criteria	DUT accepts the TCP packet	3. DUT: Sends an SYN,ACK with an ACK Number equal to 1
<b>TCP_SEQUENCE_04</b>	Changed Pass Criteria	DUT accepts the TCP packet and DUT sends an SYN,ACK packet containing Acknowledgment Number indicating 0	2. DUT: Send SYN,ACK with Ack Number equal to 0.
<b>TCP_SEQUENCE_05</b>	Changed Pass Criteria	DUT sends an ACK for every received TCP Segments indicating TCP Segments	3. DUT: Sends an ACK for every received packet with the expected Ack Numbers.
<b>TCP_UNACCEPTABLE_14</b>	Changed Test Procedure and Pass Criteria	4. TESTER: Sending a data packet to DUT 5. DUT: Does not send any response	delete steps 4 and 5
<b>Test case ID</b>	Change reason	Version 2	Version 3
<b>5.7.5 Parameters and constants used in the tests</b>	Added parameter description		<extractedXID> Default value: None xid is the ID of a DHCP connection
<b>5.7.5 Parameters and constants used in the tests</b>	Added parameter description		<extractedSeconds> Default value: depends on IUT free parameter for the comparison of the secs values
<b>5.7.5 Parameters and constants used in the tests</b>	Added parameter description		<SERVER2-IP-ADDRESS> Default value: depends on test system

			indicates the IP Address of the second DHCP Server of the Test System
<b>5.7.5</b>	<b>Parameters and constants used in the tests</b>	Added parameter description	<extractedSrcHwAddr> Default value: depends on IUT free parameter for the comparison of the Source Mac Addresses
<b>5.3.2</b>	<b>Parameters and constants used in the tests</b>	Added parameter description	<InvalidICMPType> This defines an invalid ICMP Type
<b>5.3.2</b>	<b>Parameters and constants used in the tests</b>	Added parameter description	<ipTypeUDP> This defines the IP Protocol Type UDP and has the value 17
<b>5.4.2</b>	<b>Parameters and constants used in the tests</b>	Added parameter description	<IP_VERSION_4> indicates that IPv4 is used in the current message Default value: 0x45
<b>5.4.2</b>	<b>Parameters and constants used in the tests</b>	Added parameter description	<ipTypeICMP> Default value: 0x01 indicates the following protocol type, in this case ICMP
<b>5.4.2</b>	<b>Parameters and constants used in the tests</b>	Added parameter description	<ipIniReassembleTimeout> Default value: depends on used controller Time to wait for cleaning of the buffer with fragmented and malformed messages.
<b>5.4.2</b>	<b>Parameters and constants used in the tests</b>	Added parameter description	<ipTypeTCP> Default value: 0x06 indicates the following protocol type, in this case TCP
<b>5.5.5</b>	<b>Parameters and constants used in the tests</b>	Added parameter description	DHCP_IP_ADDRESS_LEASE_TIME Default value: adjustable indicates the duration of an active DHCP connection
<b>5.5.5</b>	<b>Parameters and constants used in the tests</b>	Added parameter description	HOST_MASK Default value: depends on Tester Network Address Subnet mask of the tester network address

<b>5.5.5 Parameters and constants used in the tests</b>	Added parameter description		DUT_IFACE_0 Default value: depends on DUT implementation connected DUT Ethernet interface
<b>5.5.5 Parameters and constants used in the tests</b>	Added parameter description		DIFACE-0-MAC-ADDR Default value: DUT MAC Address indicates the duration of an active DHCP connection
<b>5.5.5 Parameters and constants used in the tests</b>	Added parameter description		LINK_LOCAL_ECHO_REPLY_COUNT Default value: empty placeholder for a following comparison.
<b>5.5.5 Parameters and constants used in the tests</b>	Changed parameter description	ETHERNET_BROADCAST_ADDRESS	ETHERNET_BROADCAST_ADDRESS
<b>5.2.2 Parameters and constants used in the tests</b>	Added parameter description		<ARP_HARDWARE_ETHERNET> Default value: 0x01 The Hardware Type frame in the ARP Header indicates the network link protocol type.
<b>5.2.2 Parameters and constants used in the tests</b>	Added parameter description		<ARP_PROTOCOL_TYPE > Default value: 0x0800 The Protocol Type frame in the ARP Header indicates the internetwork protocol.
<b>5.2.2 Parameters and constants used in the tests</b>	Added parameter description		<ARP_PROTOCOL_IP > Default value: 0x04 (for IPv4) Length of addresses used in higher protocols
<b>5.2.2 Parameters and constants used in the tests</b>	Added parameter description		<OPERATION_REQUEST > Default value: 0x01 (for request) indicates that the massege is a ARP request
<b>5.2.2 Parameters and constants used in the tests</b>	Added parameter description		<all-zeroes> Default value: 00:00:00:00:00:00
<b>5.2.2 Parameters and constants used in the tests</b>	Added parameter description		<ETHERNET_BROADCAST_ADDRESS>

			Default value: ff:ff:ff:ff:ff:ff
<b>5.2.2 Parameters and constants used in the tests</b>	Added parameter description		<IP-FIRST-UNUSED-ADDR-INTERFACE-1> Default value: an unused IP Address
<b>5.2.2 Parameters and constants used in the tests</b>	Added parameter description		<OPERATION_RESPONSE> Default value: 0x02 indicates that the message is a ARP response
<b>6.1.2.2 User defined configuration parameters for TESTER</b>	Changed parameter description	Event ID 1 of Eventgroup ID 1	Field Event ID 1 of Eventgroup ID 1 that will be sent out initially at initial subscription
<b>6.1.2.2 User defined configuration parameters for TESTER</b>	Added parameter description		<EVENT-ID-1-EG-ID-2> Field Event ID 1 of Eventgroup ID 2 that will be sent out initially at initial subscription
<b>UDP_DatagramLength_01</b>	Changed Test Procedure	2. DUT: Discards the UDP packet and sends no <Indication>.	2. DUT: Discards the UDP packet and sends no Indication.
<b>UDP_FIELDS_02</b> .. <b>UDP_FIELDS_06</b> <b>UDP_FIELDS_13</b> .. <b>UDP_FIELDS_16</b> <b>UDP_USER_INTERFACE_02</b> <b>UDP_USER_INTERFACE_03</b> <b>UDP_USER_INTERFACE_05</b> <b>UDP_USER_INTERFACE_06</b> <b>UDP_INTRODUCTION_01</b> <b>UDP_INTRODUCTION_02</b> <b>UDP_INVALID_ADDRESSES_01</b> <b>UDP_INVALID_ADDRESSES_02</b>	Changed Test Input Parameters	Several parameters	Check section general Input Parameters
<b>6.1.4.2.1 Default Service Interface Description</b>	Added chapter		Added chapter
<b>6.1.6 Test Cases ETS</b>	Changed Test Case numbering	6.1.6.1.1 SOMEIP_ETS_01, 6.1.6.1.2 SOMEIP_ETS_02 .. 6.1.6.1.75 SOMEIP_ETS_99	6.1.6.1.1 SOMEIP_ETS_001, 6.1.6.1.2 SOMEIP_ETS_002 .. 6.1.6.1.75 SOMEIP_ETS_099

All	Corrected typo	Informations	Information
<b>6.1.5 Test Cases SOME/IP Server</b>	Changed Prerequisites	Check section prerequisites	n/a
<b>5.4.2 Parameters used in the tests</b>	Changed Description	Time To Live value in a Fragmented packet. This value is greater than the initial timer setting which is 15 seconds	Time To Live value in a fragmented packet. This value is greater than the initial reassemble timer setting <IplniReassembleTimeout>
<b>5.4.2 Parameters used in the tests</b>	Changed Description	Time To Live value in a Fragmented packet. This value is less than the initial timer setting which is 15 seconds	Time To Live value in a fragmented packet. This value is less than the initial reassemble timer setting <IplniReassembleTimeout>
ICMPv4_ERROR_01 ICMPv4_TYPE_01 ICMPv4_TYPE_03 ICMPv4_TYPE_06 ICMPv4_TYPE_07 ARP_01 ARP_02 ARP_23 ARP_24 ARP_25 ARP_29 ARP_30 ARP_31 IPv4_AUTOCONF_INTRO_02 IPv4_AUTOCONF_INTRO_03 IPv4_AUTOCONF_INTRO_04 IPv4_AUTOCONF_INTRO_05 IPv4_AUTOCONF_INTRO_06 IPv4_AUTOCONF_ADDRESSES_SELECTION_02 IPv4_AUTOCONF_ADDRESSES_SELECTION_04 IPv4_AUTOCONF_ANNOUNCING_07 IPv4_AUTOCONF_CONFLICT_12	Deprecated		Deleted Test Case



IPv4\_AUTOCONF\_FORWARDING\_01  
 IPv4\_AUTOCONF\_FORWARDING\_02  
 IPv4\_AUTOCONF\_FORWARDING\_03  
 IPv4\_AUTOCONF\_FORWARDING\_04  
 IPv4\_AUTOCONF\_FORWARDING\_05  
 IPv4\_AUTOCONF\_FORWARDING\_06  
 IPv4\_AUTOCONF\_FORWARDING\_07  
 IPv4\_AUTOCONF\_FORWARDING\_08  
 IPv4\_AUTOCONF\_LINKLOCAL\_PACKETS\_01  
 IPv4\_AUTOCONF\_LINKLOCAL\_PACKETS\_02  
 IPv4\_AUTOCONF\_LINKLOCAL\_PACKETS\_03  
 IPv4\_AUTOCONF\_ROUTE\_TABLE\_ADDRESSES\_01  
 IPv4\_AUTOCONF\_ROUTE\_TABLE\_ADDRESSES\_02  
 DHCPv4\_CLIENT\_PARAMETERS\_01  
 IPv4\_AUTOCONF\_CONFLICT\_01  
 IPv4\_AUTOCONF\_CONFLICT\_02  
 IPv4\_AUTOCONF\_CONFLICT\_03  
 IPv4\_AUTOCONF\_CONFLICT\_04  
 IPv4\_AUTOCONF\_CONFLICT\_05

<b>SOMEIP_ETS_134</b>	Changed Test Procedure	2. TESTER: sends SubscribeEventgroupNAck to reject the subscription request or ignores the request	2. DUT: sends SubscribeEventgroupNAck to reject the subscription request or ignores the request
<b>IPv4_REASSEMBLY_11</b>	Changed Synopsis and Test Procedure	Synopsis The initial setting of the timer is a lower bound on the reassembly waiting time. This is because the	Synopsis The initial setting of the timer is a lower bound on the reassembly waiting time. This is because the

		waiting time will be increased if the Time to Live in the arriving fragment is greater than the current timer value. (Note: Here we are assuming that initial timer setting is 15 seconds)	waiting time will be increased if the Time to Live in the arriving fragment is greater than the current timer value.
		Test Procedure 2. TESTER: Wait for 15 seconds	Test Procedure 2. TESTER: Wait for (<ipIniReassembleTimeout> + <ParamToleranceTime>)
<b>IPv4_REASSEMBLY_12</b>	Changed Test Procedure	2. TESTER: Wait for <LowTTLValue> seconds	2. TESTER: Wait for (<ipIniReassembleTimeout> - <ParamToleranceTime>) seconds
TCP_MSS_Options_05	Changed Test Procedure	4. DUT: Send a TCP Packet (indicating DUT has NOT crashed)	4. TESTER: Verify that the DUT has not crashed.
<b>SOMEIPSRV_SD_BEHAVIOR_02, SOMEIPSRV_SD_BEHAVIOR_03</b>	Changed Prerequisites	N/A	<SERVICE-ID-1-CYCLE-INTV> has a value > 0
<b>DHCPv4_CLIENT_SUMMARY_01</b>	Changed Notes	Derived from (MUST)	Derived from RFC 2131 section 4.1 page 23 'Constructing and sending DHCP messages' (MUST)
<b>DHCPv4_CLIENT_SUMMARY_02</b>	Changed Notes	Derived from (MUST)	Derived from RFC 2131 section 1.5 page 7 'Terminology' (MUST) Derived from RFC 2131 section 4.4.1 page 36 'Initialization and allocation of network address' (MUST)
<b>CLIENT_PARAMETERS_03 DHCPv4_CLIENT_CONSTRUCTING_MESSAGES_14</b>	Deprecated		Deleted Test Case

## 4 Test Scope TCP/IP Protocol Family

### 4.1 Prerequisites

To enable test depth for testing TCP/IP stack features in ECU implementations it is necessary to introduce an Upper Tester interface between Tester and TCP/IP stack. This interface has to be implemented in the ECU and defines routines for configuration, triggering or result evaluation.

An example for a Upper Tester Implementation is following specification by AUTOSAR:

- Specification of Testability Protocol and Service Primitives AUTOSAR TC Release 1.2.0

### 4.2 Address Resolution Protocol (ARP)

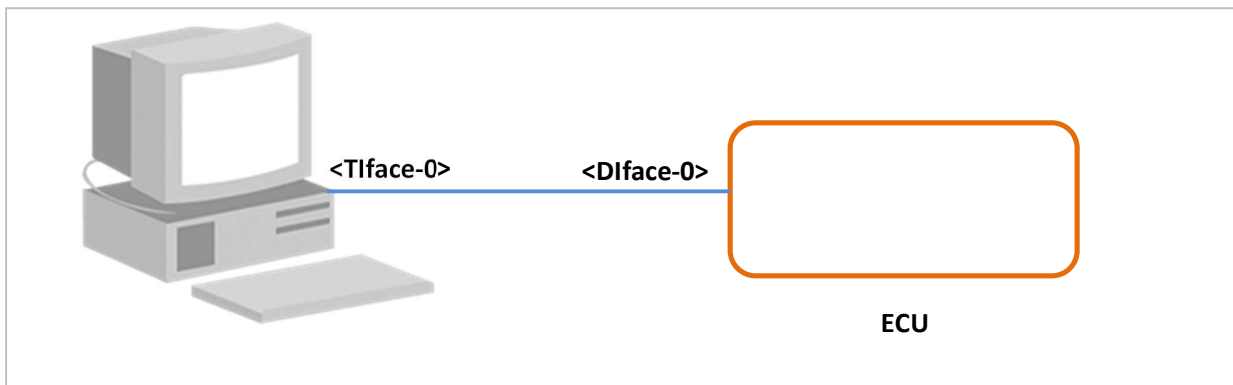
#### 4.2.1 General

##### 4.2.1.1.1 Referenced specification

The scope of this chapter is to specify test cases for Address Resolution Protocol from the following standards:

- RFC826

##### 4.2.1.1.2 Simulated topologies



##### 4.2.1.1.3 Required topology related configuration

Tester configuration required for the tests in the following sections pertaining to ARP tests:

- Correct DUT MAC Address for DUT interface connected to TESTER interface
- All test cases that use IP interface need to do ARP Packet exchange. This ARP packet exchange is performed after the DUT interface is configured with IP Address. Using this packet exchange TESTER automatically learns the MAC address of DUT. The learned MAC address is then used in the test cases to send packets to DUT.
- All the test cases in this suite require DUT to be configured with only one IP interface

#### 4.2.1.1.4 Coverage

Specification Document	Section Number	Test Category	Test Number(s)
1. RFC 826:An Ethernet Address Resolution Protocol, Packet Generation.	4.2.4.1	Packet Generation	ARP_01 to ARP_15
1. RFC 826:An Ethernet Address Resolution Protocol, Packet Reception.	4.2.4.2	Packet Reception	ARP_16 to ARP_49

## 4.2.2 Parameters used in the tests

### 4.2.2.1.1 User defined configuration parameters for IUT

Parameter used in test	Description
<DYNAMIC-ARP-CACHE-TIMEOUT>	This is the time for which a dynamic entry will be present in the ARP Cache. This timeout is only effective if it has been configured using the script named ARP DUT Configure ARP Dynamic Cache Entry Timeout Command
<DYNAMIC-ARP-CACHE-TIMEOUT>+<ARP-TOLERANCE-TIME>	This is the time calculated by adding <DYNAMIC-ARP-CACHE-TIMEOUT> and <ARP-TOLERANCE-TIME>

## 4.2.2.1.2 User defined configuration parameters for TESTER

Parameter used in test	Description
<HOST-1>	This denotes ARP Host simulated in the tester
<HOST-1-IP>	This denotes IP address of Host-1
<Diface-0>	This denotes the DUT interface to which TESTER host1 is connected.
<Diface-0-IP>	This denotes IP address of <Diface-0>
<ParamListenTime>	This is the maximum time interval for which TESTER waits for a packet for cases when a certain event has been triggered on the DUT either by some protocol timer or using some external mechanism
<MAC-ADDR1>	The first unused MAC address that the TESTER can use for emulating specific topologies needed in test.
<MAC-ADDR2>	The second unused MAC address that the TESTER can use for emulating specific topologies needed in test. This is auto generated as consecutive to <MAC-ADDR1>
<MAC-ADDR3>	The third unused MAC address that the TESTER can use for emulating specific topologies needed in test. This is auto generated as consecutive to <MAC-ADDR2>
<DIFACE_O_MAC_ADDR>	This is the MAC address of <Diface-0> of DUT
<ARBIT_MAC_ADDR>	This indicates an arbitrary MAC address. This value is equal to 12:34:56:78:90:00
<ARP_HARDWARE_TYPE_UNKNOWN>	This indicates an unknown/wrong value of hardware type Resolution Packet
<UNKNOWN_HW_ADDR_LEN>	This indicates an unknown/wrong length of hardware address
<ARP_PROTOCOL_UNKNOWN>	This indicates an unknown/wrong value of protocol type
<UNKNOWN_PROTCOL_ADDR_LEN>	This indicates an unknown/wrong length of protocol address
<ARP-TOLERANCE-TIME>	This value depicts the time variance associated to any wait-event
<ETHERNET_ADDR_LEN>	The length in bytes of the Ethernet MAC Address, has the value 6
<ARP_HARDWARE_ETHERNET>	Default value: 0x01 The Hardware Type frame in the ARP Header indicates the network link protocol type.
<ARP_PROTOCOL_TYPE >	Default value: 0x0800 The Protocol Type frame in the ARP Header indicates the internetwork protocol.
<ARP_PROTOCOL_IP >	Default value: 0x04 (for IPv4) Length of addresses used in higher protocols
<OPERATION_REQUEST >	Default value: 0x01 (for request) indicates that the massege is a ARP request

<all-zeroes>	Default value: 00:00:00:00:00:00:00
<ETHERNET_BROADCAST_ADDR>	Default value: ff:ff:ff:ff:ff:ff
<IP-FIRST-UNUSED-ADDR-INTERFACE-1>	Default value: an unused IP Address
<OPERATION_RESPONSE>	Default value: 0x02 indicates that the message is a ARP response

### 4.2.3 Terminology used in Test Procedure

Name	Description
DUT_CONFIGURE	This entry causes DUT to configure/execute various commands for clearing cache, adding static address, send Echo Request etc.
TESTER	Entity which is responsible for validating the Device under Test (DUT)
DUT	Device under Test
CLEANUP	This is a command which causes DUT to remove the static entry from its ARP cache

## 4.2.4 Test Cases ARP

### 4.2.4.1 Packet Generation

#### 4.2.4.1.1 ARP\_03: ARP entry learned on ARP request (no ARP request)

Synopsis	<p>The Address Resolution module tries to find the &lt;protocol type, target protocol address&gt; pair in a table. If it finds the pair, it gives the corresponding 48.bit Ethernet address back to the caller (hardware driver) which then transmits the packet.</p> <p>(Note: The objective of the test case is to validate the ARP Learning mechanism on ARP requests. .Here TESTER sends an ARP Request to DUT so that an entry &lt;HOST-1-IP, MAC-ADDR1&gt; gets added in DUT's ARP cache. TESTER then causes DUT to send an UDP Message and expects that DUT will NOT send any ARP Request.)</p>
Prerequisites	Check section prerequisites
Test setup	Topology 1
Test Input Parameters	Check section general Input Parameters
Test Procedure	<ol style="list-style-type: none"> <li>1. DUT CONFIGURE: Configure DUT to clear the dynamic entries in the ARP Cache of &lt;Diface-0&gt; <ul style="list-style-type: none"> <li>- containing IP Address &lt;HOST-1-IP&gt;</li> </ul> </li> <li>2. TESTER: &lt;HOST-1&gt; Sends ARP Request to DUT through &lt;Diface-0&gt; containing: <ul style="list-style-type: none"> <li>- Source IP Address set to &lt;HOST-1-IP&gt;</li> <li>- Destination IP Address set to &lt;Diface-0-IP&gt;</li> <li>- Ethernet Source Address set to &lt;MAC-ADDR1&gt;</li> </ul> </li> <li>3. TESTER: &lt;HOST-1&gt; Waits up to (&lt;ARP-TOLERANCE-TIME&gt;) second(s) for the arp cache of DUT to get refreshed</li> <li>4. DUT CONFIGURE: Configure DUT to send a UDP Message from &lt;Diface-0&gt; with <ul style="list-style-type: none"> <li>- Source IP Address set to &lt;Diface-0-IP&gt;</li> <li>- Destination IP Address set to &lt;HOST-1-IP&gt;</li> </ul> </li> <li>5. TESTER: &lt;HOST-1&gt; Listens (up to &lt;ParamListenTime&gt;) on &lt;Diface-0&gt;</li> <li>6. DUT: Does not send ARP Request</li> </ol>
Pass Criteria	6. DUT: Does not send ARP Request
Reference	RFC 826 "An Ethernet Address Resolution Protocol", section "Packet Generation" (MUST)
Notes	

## 4.2.4.1.2 ARP\_04: ARP entry learned on ARP request (ARP entry used)

Synopsis	The Address Resolution module tries to find the <protocol type, target protocol address> pair in a table. If it finds the pair, it gives the corresponding 48.bit Ethernet address back to the caller (hardware driver) which then transmits the packet. (Note: Here TESTER sends an ARP Request to DUT so that an entry <HOST-1-IP, MAC-ADDR1> gets added in DUT's ARP cache. TESTER then causes DUT to send an UDP Message.)
Prerequisites	Check section prerequisites
Test setup	Topology 1
Test Input Parameters	Check section general Input Parameters
Test Procedure	<ol style="list-style-type: none"> <li>1. DUT CONFIGURE: Configure DUT to clear the dynamic entries in the ARP Cache of &lt;Diface-0&gt; <ul style="list-style-type: none"> <li>- containing IP Address &lt;HOST-1-IP&gt;</li> </ul> </li> <li>2. TESTER: &lt;HOST-1&gt; Sends ARP Response(gratuitous) to DUT through &lt;Diface-0&gt; containing: <ul style="list-style-type: none"> <li>- Source IP Address set to &lt;HOST-1-IP&gt;</li> <li>- Destination IP Address set to &lt;HOST-1-IP&gt;</li> <li>- Ethernet Source Address set to &lt;MAC-ADDR1&gt;</li> <li>- Ethernet Destination Address set to ETHERNET_BROADCAST_ADDR</li> </ul> </li> <li>3. TESTER: &lt;HOST-1&gt; Waits up to (&lt;ARP-TOLERANCE-TIME&gt;) second(s) for the arp cache of DUT to get refreshed</li> <li>4. DUT CONFIGURE: Configure DUT to send a UDP Message from &lt;Diface-0&gt; with <ul style="list-style-type: none"> <li>- Source IP Address set to &lt;Diface-0-IP&gt;</li> <li>- Destination IP Address set to &lt;HOST-1-IP&gt;</li> </ul> </li> <li>5. TESTER: &lt;HOST-1&gt; Listens (up to &lt;ParamListenTime&gt;) on &lt;Diface-0&gt;</li> <li>6. DUT: Sends UDP Message <ul style="list-style-type: none"> <li>- Destination IP Address set to &lt;HOST-1-IP&gt;</li> <li>- Ethernet Destination Address set to &lt;MAC-ADDR1&gt;</li> </ul> </li> </ol>
Pass Criteria	<ol style="list-style-type: none"> <li>6. DUT: Sends UDP Message <ul style="list-style-type: none"> <li>- Destination IP Address set to &lt;HOST-1-IP&gt;</li> <li>- Ethernet Destination Address set to &lt;MAC-ADDR1&gt;</li> </ul> </li> </ol>
Reference	RFC 826 "An Ethernet Address Resolution Protocol", section "Packet Generation" (MUST)
Notes	



4.2.4.1.3 ARP\_05: ARP entry learned on gratuitous ARP response (no ARP request)

Synopsis	The Address Resolution module tries to find the <protocol type, target protocol address> pair in a table. If it finds the pair, it gives the corresponding 48.bit Ethernet address back to the caller (hardware driver) which then transmits the packet. (Note: Here TESTER sends an ARP Response to DUT so that an entry <HOST-1-IP, MAC-ADDR1> gets added in DUT's ARP cache. TESTER then causes DUT to send an UDP Message and expects that DUT will NOT send any ARP Request.)
Prerequisites	Check section prerequisites
Test setup	Topology 1
Test Input Parameters	Check section general Input Parameters
Test Procedure	<ol style="list-style-type: none"> <li>1. DUT CONFIGURE: Configure DUT to clear the dynamic entries in the ARP Cache of &lt;Diface-0&gt; <ul style="list-style-type: none"> <li>- containing IP Address &lt;HOST-1-IP&gt;</li> </ul> </li> <li>2. TESTER: &lt;HOST-1&gt; Sends ARP Response to DUT through &lt;Diface-0&gt; containing: <ul style="list-style-type: none"> <li>- Source IP Address set to &lt;HOST-1-IP&gt;</li> <li>- Destination IP Address set to &lt;Diface-0-IP&gt;</li> <li>- Ethernet Source Address set to &lt;MAC-ADDR1&gt;</li> <li>- Ethernet Destination Address set to ETHERNET_BROADCAST_ADDR</li> </ul> </li> <li>3. TESTER: &lt;HOST-1&gt; Waits up to (&lt;ARP-TOLERANCE-TIME&gt;) second(s) for the ARP cache of DUT to get refreshed</li> <li>4. DUT CONFIGURE: Configure DUT to send a UDP Message from &lt;Diface-0&gt; with <ul style="list-style-type: none"> <li>- Source IP Address set to &lt;Diface-0-IP&gt;</li> <li>- Destination IP Address set to &lt;HOST-1-IP&gt;</li> </ul> </li> <li>5. TESTER: &lt;HOST-1&gt; Listens (up to &lt;ParamListenTime&gt;) on &lt;Diface-0&gt;</li> <li>6. DUT: Does not send ARP Request</li> </ol>
Pass Criteria	6. DUT: Does not send ARP Request
Reference	RFC 826 "An Ethernet Address Resolution Protocol", section "Packet Generation" (MUST)
Notes	

4.2.4.1.4 ARP\_06: ARP entry learned on gratuitous ARP response (ARP entry used)

Synopsis	The Address Resolution module tries to find the <protocol type, target protocol address> pair in a table. If it finds the pair, it gives the corresponding 48.bit Ethernet address back to the caller (hardware driver) which then transmits the packet. (Note: Here TESTER sends an ARP Response to DUT so that an entry <HOST-1-IP, MAC-ADDR1> gets added in DUT's arp cache. TESTER then causes DUT to send an UDP Message.)
Prerequisites	Check section prerequisites
Test setup	Topology 1
Test Input Parameters	Check section general Input Parameters
Test Procedure	<ol style="list-style-type: none"> <li>1. DUT CONFIGURE: Configure DUT to clear the dynamic entries in the ARP Cache of &lt;Diface-0&gt; <ul style="list-style-type: none"> <li>- containing IP Address &lt;HOST-1-IP&gt;</li> </ul> </li> <li>2. TESTER: &lt;HOST-1&gt; Sends ARP Response to DUT through &lt;Diface-0&gt; containing: <ul style="list-style-type: none"> <li>- Source IP Address set to &lt;HOST-1-IP&gt;</li> <li>- Destination IP Address set to &lt;Diface-0-IP&gt;</li> <li>- Ethernet Source Address set to &lt;MAC-ADDR1&gt;</li> <li>- Ethernet Destination Address set to ETHERNET_BROADCAST_ADDR</li> </ul> </li> <li>3. TESTER: &lt;HOST-1&gt; Waits up to (&lt;ARP-TOLERANCE-TIME&gt;) second(s) for the arp cache of DUT to get refreshed</li> <li>4. DUT CONFIGURE: Configure DUT to send a UDP Message from &lt;Diface-0&gt; with <ul style="list-style-type: none"> <li>- Source IP Address set to &lt;Diface-0-IP&gt;</li> <li>- Destination IP Address set to &lt;HOST-1-IP&gt;</li> </ul> </li> <li>5. TESTER: &lt;HOST-1&gt; Listens (up to &lt;ParamListenTime&gt;) on &lt;Diface-0&gt;</li> <li>6. DUT: Sends UDP Message <ul style="list-style-type: none"> <li>- Destination IP Address set to &lt;HOST-1-IP&gt;</li> <li>- Ethernet Destination Address set to &lt;MAC-ADDR1&gt;</li> </ul> </li> </ol>
Pass Criteria	<ol style="list-style-type: none"> <li>6. DUT: Sends UDP Message <ul style="list-style-type: none"> <li>- Destination IP Address set to &lt;HOST-1-IP&gt;</li> <li>- Ethernet Destination Address set to &lt;MAC-ADDR1&gt;</li> </ul> </li> </ol>
Reference	RFC 826 "An Ethernet Address Resolution Protocol", section "Packet Generation" (MUST)
Notes	

4.2.4.1.5 ARP\_07: ARP request sending (ARP request send on missing entry)

Synopsis	The Address Resolution module tries to find the <protocol type, target protocol address> pair in a table. If it does not, it probably informs the caller that it is throwing the packet away (on the assumption the packet will be retransmitted by a higher network layer), and generates an Ethernet packet with a type field of ether_type\$ADDRESS_RESOLUTION.
Prerequisites	Check section prerequisites
Test setup	Topology 1
Test Input Parameters	Check section general Input Parameters
Test Procedure	<ol style="list-style-type: none"> <li>1. DUT CONFIGURE: Configure DUT to clear the dynamic entries in the ARP Cache of &lt;Diface-0&gt; <ul style="list-style-type: none"> <li>- containing IP Address &lt;HOST-1-IP&gt;</li> </ul> </li> <li>2. DUT CONFIGURE: Configure DUT to send a UDP Message from &lt;Diface-0&gt; with <ul style="list-style-type: none"> <li>- Source IP Address set to &lt;Diface-0-IP&gt;</li> <li>- Destination IP Address set to &lt;HOST-1-IP&gt;</li> </ul> </li> <li>3. TESTER: &lt;HOST-1&gt; Listens (up to &lt;ParamListenTime&gt;) on &lt;Diface-0&gt; <ul style="list-style-type: none"> <li>- for Packet with Ethernet Type set to &lt;Address-Resolution&gt;</li> </ul> </li> <li>4. DUT: Sends ARP Request</li> </ol>
Pass Criteria	4. DUT: Sends ARP Request
Reference	RFC 826 "An Ethernet Address Resolution Protocol", section "Packet Generation" (MUST)
Notes	

4.2.4.1.6 ARP\_08: ARP request sending (Hardware Type check)

Synopsis	The Address Resolution module sets the ar\$hrd field to ares_hrd\$Ethernet.
Prerequisites	Check section prerequisites
Test setup	Topology 1
Test Input Parameters	Check section general Input Parameters
Test Procedure	<ol style="list-style-type: none"> <li>1. DUT CONFIGURE: Configure DUT to clear the dynamic entries in the ARP Cache of &lt;Diface-0&gt; <ul style="list-style-type: none"> <li>- containing IP Address &lt;HOST-1-IP&gt;</li> </ul> </li> <li>2. DUT CONFIGURE: Configure DUT to send a UDP Message from &lt;Diface-0&gt; with <ul style="list-style-type: none"> <li>- Source IP Address set to &lt;Diface-0-IP&gt;</li> <li>- Destination IP Address set to &lt;HOST-1-IP&gt;</li> </ul> </li> <li>3. TESTER: &lt;HOST-1&gt; Listens (up to &lt;ParamListenTime&gt;) on &lt;Diface-0&gt;</li> <li>4. DUT: Sends ARP Request</li> <li>5. TESTER: Verify that received ARP Request contains: <ul style="list-style-type: none"> <li>- Hardware Type is set to &lt;ARP_HARDWARE_ETHERNET&gt;</li> </ul> </li> </ol>
Pass Criteria	<ol style="list-style-type: none"> <li>4. DUT: Sends ARP Request</li> <li>5. TESTER: Verify that received ARP Request contains: <ul style="list-style-type: none"> <li>- Hardware Type is set to ARP_HARDWARE_ETHERNET</li> </ul> </li> </ol>
Reference	RFC 826 "An Ethernet Address Resolution Protocol", section "Packet Generation" (MUST)
Notes	

4.2.4.1.7 ARP\_09: ARP request sending (Protocol Type check)

Synopsis	The Address Resolution module sets the ar\$pro to the protocol type that is being resolved.
Prerequisites	Check section prerequisites
Test setup	Topology 1
Test Input Parameters	Check section general Input Parameters
Test Procedure	<ol style="list-style-type: none"> <li>1. DUT CONFIGURE: Configure DUT to clear the dynamic entries in the ARP Cache of &lt;Diface-0&gt; <ul style="list-style-type: none"> <li>- containing IP Address &lt;HOST-1-IP&gt;</li> </ul> </li> <li>2. DUT CONFIGURE: Configure DUT to send a UDP Message from &lt;Diface-0&gt; with <ul style="list-style-type: none"> <li>- Source IP Address set to &lt;Diface-0-IP&gt;</li> <li>- Destination IP Address set to &lt;HOST-1-IP&gt;</li> </ul> </li> <li>3. TESTER: &lt;HOST-1&gt; Listens (up to &lt;ParamListenTime&gt;) on &lt;Diface-0&gt;</li> <li>4. DUT: Sends ARP Request</li> <li>5. TESTER: Verify that received ARP Request contains: <ul style="list-style-type: none"> <li>- Protocol Type is set to &lt;ARP_PROTOCOL_IP&gt;</li> </ul> </li> </ol>
Pass Criteria	<ol style="list-style-type: none"> <li>4. DUT: Sends ARP Request</li> <li>5. TESTER: Verify that received ARP Request contains: <ul style="list-style-type: none"> <li>- Protocol Type is set to ARP_PROTOCOL_IP</li> </ul> </li> </ol>
Reference	RFC 826 "An Ethernet Address Resolution Protocol", section "Packet Generation" (MUST)
Notes	

4.2.4.1.8 ARP\_10: ARP request sending (Hardware Address Length check)

Synopsis	The Address Resolution module sets the ar\$hl to 6 (the number of bytes in a 48.bit Ethernet address)
Prerequisites	Check section prerequisites
Test setup	Topology 1
Test Input Parameters	Check section general Input Parameters
Test Procedure	<ol style="list-style-type: none"> <li>1. DUT CONFIGURE: Configure DUT to clear the dynamic entries in the ARP Cache of &lt;Diface-0&gt; <ul style="list-style-type: none"> <li>- containing IP Address &lt;HOST-1-IP&gt;</li> </ul> </li> <li>2. DUT CONFIGURE: Configure DUT to send a UDP Message from &lt;Diface-0&gt; with <ul style="list-style-type: none"> <li>- Source IP Address set to &lt;Diface-0-IP&gt;</li> <li>- Destination IP Address set to &lt;HOST-1-IP&gt;</li> </ul> </li> <li>3. TESTER: &lt;HOST-1&gt; Listens (up to &lt;ParamListenTime&gt;) on &lt;Diface-0&gt;</li> <li>4. DUT: Sends ARP Request</li> <li>5. TESTER: Verify that received ARP Request contains: <ul style="list-style-type: none"> <li>- Hardware Address Length is set to &lt;ETHERNET_ADDR_LEN&gt;</li> </ul> </li> </ol>
Pass Criteria	<ol style="list-style-type: none"> <li>4. DUT: Sends ARP Request</li> <li>5. TESTER: Verify that received ARP Request contains: <ul style="list-style-type: none"> <li>- Hardware Address Length is set to &lt;ETHERNET_ADDR_LEN&gt;</li> </ul> </li> </ol>
Reference	RFC 826 "An Ethernet Address Resolution Protocol", section "Packet Generation" (MUST)
Notes	

4.2.4.1.9 ARP\_11: ARP request sending (Protocol Address Length check)

Synopsis	The Address Resolution module sets the ar\$pln to the length of an address in that protocol
Prerequisites	Check section prerequisites
Test setup	Topology 1
Test Input Parameters	Check section general Input Parameters
Test Procedure	<ol style="list-style-type: none"> <li>1. DUT CONFIGURE: Configure DUT to clear the dynamic entries in the ARP Cache of &lt;Diface-0&gt; <ul style="list-style-type: none"> <li>- containing IP Address &lt;HOST-1-IP&gt;</li> </ul> </li> <li>2. DUT CONFIGURE: Configure DUT to send an UDP Message Message from &lt;Diface-0&gt; with <ul style="list-style-type: none"> <li>- Source IP Address set to &lt;Diface-0-IP&gt;</li> <li>- Destination IP Address set to &lt;HOST-1-IP&gt;</li> </ul> </li> <li>3. TESTER: &lt;HOST-1&gt; Listens (up to &lt;ParamListenTime&gt;) on &lt;Diface-0&gt;</li> <li>4. DUT: Sends ARP Request</li> <li>5. TESTER: Verify that received ARP Request contains: <ul style="list-style-type: none"> <li>- Protocol Address Length is set to &lt;IP_ADDR_LEN&gt;</li> </ul> </li> </ol>
Pass Criteria	<ol style="list-style-type: none"> <li>4. DUT: Sends ARP Request</li> <li>5. TESTER: Verify that received ARP Request contains: <ul style="list-style-type: none"> <li>- Protocol Address Length is set to IP_ADDR_LEN</li> </ul> </li> </ol>
Reference	RFC 826 "An Ethernet Address Resolution Protocol", section "Packet Generation" (MUST)
Notes	

4.2.4.1.10 ARP\_12: ARP request sending (Operation Code check)

Synopsis	The Address Resolution module sets the ar\$op to ares_op\$REQUEST
Prerequisites	Check section prerequisites
Test setup	Topology 1
Test Input Parameters	Check section general Input Parameters
Test Procedure	<ol style="list-style-type: none"> <li>1. DUT CONFIGURE: Configure DUT to clear the dynamic entries in the ARP Cache of &lt;Diface-0&gt; <ul style="list-style-type: none"> <li>- containing IP Address &lt;HOST-1-IP&gt;</li> </ul> </li> <li>2. DUT CONFIGURE: Configure DUT to send a UDP Message from &lt;Diface-0&gt; with <ul style="list-style-type: none"> <li>- Source IP Address set to &lt;Diface-0-IP&gt;</li> <li>- Destination IP Address set to &lt;HOST-1-IP&gt;</li> </ul> </li> <li>3. TESTER: &lt;HOST-1&gt; Listens (up to &lt;ParamListenTime&gt;) on &lt;Diface-0&gt;</li> <li>4. DUT: Sends ARP Request</li> <li>5. TESTER: Verify that received ARP Request contains: <ul style="list-style-type: none"> <li>- Operation code is set to &lt;OPERATION_REQUEST&gt;&gt;</li> </ul> </li> </ol>
Pass Criteria	<ol style="list-style-type: none"> <li>4. DUT: Sends ARP Request</li> <li>5. TESTER: Verify that received ARP Request contains: <ul style="list-style-type: none"> <li>- Operation code is set to OPERATION_REQUEST</li> </ul> </li> </ol>
Reference	RFC 826 "An Ethernet Address Resolution Protocol", section "Packet Generation" (MUST)
Notes	



4.2.4.1.11 ARP\_13: ARP request sending (ARP Sender Hardware Address check)

Synopsis	The Address Resolution module sets the ar\$sha with the 48.bit ethernet address of itself.
Prerequisites	Check section prerequisites
Test setup	Topology 1
Test Input Parameters	Check section general Input Parameters
Test Procedure	<ol style="list-style-type: none"> <li>1. DUT CONFIGURE: Configure DUT to clear the dynamic entries in the ARP Cache of &lt;Diface-0&gt; <ul style="list-style-type: none"> <li>- containing IP Address &lt;HOST-1-IP&gt;</li> </ul> </li> <li>2. DUT CONFIGURE: Configure DUT to send a UDP Message from &lt;Diface-0&gt; with <ul style="list-style-type: none"> <li>- Source IP Address set to &lt;Diface-0-IP&gt;</li> <li>- Destination IP Address set to &lt;HOST-1-IP&gt;</li> </ul> </li> <li>3. TESTER: &lt;HOST-1&gt; Listens (up to &lt;ParamListenTime&gt;) on &lt;Diface-0&gt;</li> <li>4. DUT: Sends ARP Request</li> <li>5. TESTER: Verify that received ARP Request contains: <ul style="list-style-type: none"> <li>- ARP Sender Hardware Address is set to &lt;DIFACE-0-MAC-ADDR&gt;</li> </ul> </li> </ol>
Pass Criteria	<ol style="list-style-type: none"> <li>4. DUT: Sends ARP Request</li> <li>5. TESTER: Verify that received ARP Request contains: <ul style="list-style-type: none"> <li>- ARP Sender Hardware Address is set to &lt;DIFACE-0-MAC-ADDR&gt;</li> </ul> </li> </ol>
Reference	RFC 826 "An Ethernet Address Resolution Protocol", section "Packet Generation" (MUST)
Notes	

4.2.4.1.12 ARP\_14: ARP request sending (Source IP Address check)

Synopsis	The Address Resolution module sets the ar\$spa with the protocol address of itself
Prerequisites	Check section prerequisites
Test setup	Topology 1
Test Input Parameters	Check section general Input Parameters
Test Procedure	<ol style="list-style-type: none"> <li>1. DUT CONFIGURE: Configure DUT to clear the dynamic entries in the ARP Cache of &lt;Diface-0&gt; <ul style="list-style-type: none"> <li>- containing IP Address &lt;HOST-1-IP&gt;</li> </ul> </li> <li>2. DUT CONFIGURE: Configure DUT to send a UDP Message from &lt;Diface-0&gt; with <ul style="list-style-type: none"> <li>- Source IP Address set to &lt;Diface-0-IP&gt;</li> <li>- Destination IP Address set to &lt;HOST-1-IP&gt;</li> </ul> </li> <li>3. TESTER: &lt;HOST-1&gt; Listens (up to &lt;ParamListenTime&gt;) on &lt;Diface-0&gt;</li> <li>4. DUT: Sends ARP Request</li> <li>5. TESTER: Verify that received ARP Request contains: <ul style="list-style-type: none"> <li>- Source IP Address is set to &lt;Diface-0-IP&gt;</li> </ul> </li> </ol>
Pass Criteria	<ol style="list-style-type: none"> <li>4. DUT: Sends ARP Request</li> <li>5. TESTER: Verify that received ARP Request contains: <ul style="list-style-type: none"> <li>- Source IP Address is set to &lt;Diface-0-IP&gt;</li> </ul> </li> </ol>
Reference	RFC 826 "An Ethernet Address Resolution Protocol", section "Packet Generation" (MUST)
Notes	

4.2.4.1.13 ARP\_15: ARP request sending (Destination IP Address correct)

Synopsis	The Address Resolution module sets the ar\$tpa with the protocol address of the machine that is trying to be accessed
Prerequisites	Check section prerequisites
Test setup	Topology 1
Test Input Parameters	Check section general Input Parameters
Test Procedure	<ol style="list-style-type: none"> <li>1. DUT CONFIGURE: Configure DUT to clear the dynamic entries in the ARP Cache of &lt;Diface-0&gt; <ul style="list-style-type: none"> <li>- containing IP Address &lt;HOST-1-IP&gt;</li> </ul> </li> <li>2. DUT CONFIGURE: Configure DUT to send a UDP Message from &lt;Diface-0&gt; with <ul style="list-style-type: none"> <li>- Source IP Address set to &lt;Diface-0-IP&gt;</li> <li>- Destination IP Address set to &lt;HOST-1-IP&gt;</li> </ul> </li> <li>3. TESTER: &lt;HOST-1&gt; Listens (up to &lt;ParamListenTime&gt;) on &lt;Diface-0&gt;</li> <li>4. DUT: Sends ARP Request</li> <li>5. TESTER: Verify that received ARP Request contains: <ul style="list-style-type: none"> <li>- Destination IP Address is set to &lt;HOST-1-IP&gt;</li> </ul> </li> </ol>
Pass Criteria	<ol style="list-style-type: none"> <li>4. DUT: Sends ARP Request</li> <li>5. TESTER: Verify that received ARP Request contains: <ul style="list-style-type: none"> <li>- Destination IP Address is set to &lt;HOST-1-IP&gt;</li> </ul> </li> </ol>
Reference	RFC 826 "An Ethernet Address Resolution Protocol", section "Packet Generation" (MUST)
Notes	

#### 4.2.4.2 Packet Reception

##### 4.2.4.2.1 ARP\_16: ARP request reception (ARP Target Hardware Address = 00:00:00:00:00:00)

Synopsis	The Address Resolution module does not set ar\$tha to anything in particular, because it is this value that it is trying to determine. (Note: In this test TESTER sends an ARP Request with ARP Target Hardware Address set to all zeroes, and, expects that DUT will send an ARP Response after receiving the ARP Request)
Prerequisites	Check section prerequisites
Test setup	Topology 1
Test Input Parameters	Check section general Input Parameters
Test Procedure	<ol style="list-style-type: none"> <li>1. TESTER: &lt;HOST-1&gt; Sends ARP Request to DUT through &lt;Diface-0&gt; containing: <ul style="list-style-type: none"> <li>- Sender IP Address set to &lt;HOST-1-IP&gt;</li> <li>- Target IP Address set to &lt;Diface-0-IP&gt;</li> <li>- ARP Target Hardware Address set to &lt;all-zeroes&gt;</li> </ul> </li> <li>2. TESTER: &lt;HOST-1&gt; Listens (up to &lt;ParamListenTime&gt;) on &lt;Diface-0&gt;</li> <li>3. DUT: Sends ARP Response</li> </ol>
Pass Criteria	3. DUT: Sends ARP Response
Reference	RFC 826 "An Ethernet Address Resolution Protocol", section "Packet Generation" (MUST)
Notes	

4.2.4.2.2 **ARP\_17: ARP request reception (ARP Target Hardware Address = ff:ff:ff:ff:ff:ff)**

Synopsis	The Address Resolution module does not set ar\$tha to anything in particular, because it is this value that it is trying to determine. (Note: In this test TESTER sends an ARP Request with ARP Target Hardware Address set to Ethernet Broadcast Address, and, expects that DUT will send an ARP Response after receiving the ARP Request)
Prerequisites	Check section prerequisites
Test setup	Topology 1
Test Input Parameters	Check section general Input Parameters
Test Procedure	<ol style="list-style-type: none"> <li>1. TESTER: &lt;HOST-1&gt; Sends ARP Request to DUT through &lt;Diface-0&gt; containing: <ul style="list-style-type: none"> <li>- Sender IP Address set to &lt;HOST-1-IP&gt;</li> <li>- Target IP Address set to &lt;Diface-0-IP&gt;</li> <li>- ARP Target Hardware Address set to &lt;ETHERNET_BROADCAST_ADDR&gt;</li> </ul> </li> <li>2. TESTER: &lt;HOST-1&gt; Listens (up to &lt;ParamListenTime&gt;) on &lt;Diface-0&gt;</li> <li>3. DUT: Sends ARP Response</li> </ol>
Pass Criteria	3. DUT: Sends ARP Response
Reference	RFC 826 "An Ethernet Address Resolution Protocol", section "Packet Generation" (MUST)
Notes	

4.2.4.2.3 **ARP\_18: ARP request reception (ARP Target Hardware Address = random)**

Synopsis	The Address Resolution module does not set ar\$tha to anything in particular, because it is this value that it is trying to determine. (Note: In this test TESTER sends an ARP Request with ARP Target Hardware Address set to an arbitrary value, and, expects that DUT will send an ARP Response after receiving the ARP Request)
Prerequisites	Check section prerequisites
Test setup	Topology 1
Test Input Parameters	Check section general Input Parameters
Test Procedure	<ol style="list-style-type: none"> <li>1. TESTER: &lt;HOST-1&gt; Sends ARP Request to DUT through &lt;Diface-0&gt; containing: <ul style="list-style-type: none"> <li>- Sender IP Address set to &lt;HOST-1-IP&gt;</li> <li>- Target IP Address set to &lt;Diface-0-IP&gt;</li> <li>- ARP Target Hardware Address set to ARBIT_MAC_ADDR</li> </ul> </li> <li>2. TESTER: &lt;HOST-1&gt; Listens (up to &lt;ParamListenTime&gt;) on &lt;Diface-0&gt;</li> <li>3. DUT: Sends ARP Response</li> </ol>
Pass Criteria	3. DUT: Sends ARP Response
Reference	RFC 826 "An Ethernet Address Resolution Protocol", section "Packet Generation" (MUST)
Notes	

4.2.4.2.4 **ARP\_19: ARP request reception (ARP Target Hardware Address = Address of DUT)**

Synopsis	The Address Resolution module does not set ar\$tha to anything in particular, because it is this value that it is trying to determine. (Note: In this test TESTER sends an ARP Request with ARP Target Hardware Address set to DUT MAC Address, Ethernet Destination Address set to Ethernet Broadcast Address, and, expects that DUT will send an ARP Response after receiving the ARP Request)
Prerequisites	Check section prerequisites
Test setup	Topology 1
Test Input Parameters	Check section general Input Parameters
Test Procedure	<ol style="list-style-type: none"> <li>1. TESTER: &lt;HOST-1&gt; Sends ARP Request to DUT through &lt;Diface-0&gt; containing: <ul style="list-style-type: none"> <li>- Sender IP Address set to &lt;HOST-1-IP&gt;</li> <li>- Target IP Address set to &lt;Diface-0-IP&gt;</li> <li>- ARP Target Hardware Address set to &lt;DIFACE-0-MAC-ADDR&gt;</li> <li>- Ethernet Destination Address set to ETHERNET_BROADCAST_ADDR</li> </ul> </li> <li>2. TESTER: &lt;HOST-1&gt; Listens (up to &lt;ParamListenTime&gt;) on &lt;Diface-0&gt;</li> <li>3. DUT: Sends ARP Response</li> </ol>
Pass Criteria	3. DUT: Sends ARP Response
Reference	RFC 826 "An Ethernet Address Resolution Protocol", section "Packet Generation" (MUST)
Notes	

4.2.4.2.5 ARP\_20: ARP request *reception (Hardware Type correct)*

Synopsis	When an address resolution packet is received, the receiving Ethernet module gives the packet to the Address Resolution module which goes through an algorithm similar to the following: Negative conditionals indicate an end of processing and a discarding of the packet ?Do I have the hardware type in ar\$hrd? (Note:In this test TESTER is configuring DUT to clear its ARP Cache entries. TESTER then sends an ARP Request with hardware type field set to Ethernet. All the other fields in the ARP Request Packet are set to their correct values. It then expects that DUT should send an ARP Response.)
Prerequisites	Check section prerequisites
Test setup	Topology 1
Test Input Parameters	Check section general Input Parameters
Test Procedure	<ol style="list-style-type: none"> <li>1. DUT CONFIGURE: Configure DUT to clear the dynamic entries in the ARP Cache of &lt;Diface-0&gt; <ul style="list-style-type: none"> <li>- containing IP Address &lt;HOST-1-IP&gt;</li> </ul> </li> <li>2. TESTER: &lt;HOST-1&gt; Sends ARP Request to DUT through &lt;Diface-0&gt; containing: <ul style="list-style-type: none"> <li>- Sender IP Address set to &lt;HOST-1-IP&gt;</li> <li>- Target IP Address set to &lt;Diface-0-IP&gt;</li> <li>- Hardware Type set to ARP_HARDWARE_ETHERNET</li> <li>- Ethernet Source Address set to &lt;MAC-ADDR1&gt;</li> </ul> </li> <li>3. TESTER: &lt;HOST-1&gt; Listens (up to &lt;ParamListenTime&gt;) on &lt;Diface-0&gt;</li> <li>4. DUT: Sends ARP Response</li> </ol>
Pass Criteria	4. DUT: Sends ARP Response
Reference	RFC 826 "An Ethernet Address Resolution Protocol", section "Packet Reception" (MUST)
Notes	



4.2.4.2.6 ARP\_21: ARP request reception (*Hardware Type wrong*)

Synopsis	When an address resolution packet is received, the receiving Ethernet module gives the packet to the Address Resolution module which goes through an algorithm similar to the following: Negative conditionals indicate an end of processing and a discarding of the packet ?Do I have the hardware type in ar\$hrd? (Note: Here TESTER is sending correct values for all the fields in the ARP Request packet except hardware type field and also TESTER is configuring DUT to clear its ARP Cache entries. The hardware type field is set to an unknown hardware type value, and TESTER expects that DUT will not send any ARP Response)
Prerequisites	Check section prerequisites
Test setup	Topology 1
Test Input Parameters	Check section general Input Parameters
Test Procedure	<ol style="list-style-type: none"> <li>1. DUT CONFIGURE: Configure DUT to clear the dynamic entries in the ARP Cache of &lt;Diface-0&gt; <ul style="list-style-type: none"> <li>- containing IP Address &lt;HOST-1-IP&gt;</li> </ul> </li> <li>2. TESTER: &lt;HOST-1&gt; Sends ARP Request to DUT through &lt;Diface-0&gt; containing: <ul style="list-style-type: none"> <li>- Sender IP Address set to &lt;HOST-1-IP&gt;</li> <li>- Target IP Address set to &lt;Diface-0-IP&gt;</li> <li>- Hardware Type set to ARP_HARDWARE_TYPE_UNKNOWN</li> </ul> </li> <li>3. TESTER: &lt;HOST-1&gt; Listens (up to &lt;ParamListenTime&gt;) on &lt;Diface-0&gt;</li> <li>4. DUT: Does not send ARP Response</li> </ol>
Pass Criteria	4. DUT: Does not send ARP Response
Reference	RFC 826 "An Ethernet Address Resolution Protocol", section "Packet Reception" (MUST)
Notes	

4.2.4.2.7 ARP\_22: Gratuitous ARP response reception (Hardware Type wrong)

Synopsis	When an address resolution packet is received, the receiving Ethernet module gives the packet to the Address Resolution module which goes through an algorithm similar to the following: Negative conditionals indicate an end of processing and a discarding of the packet ?Do I have the hardware type in ar\$hrd? (Note: In this test TESTER is configuring DUT to clear its ARP Cache entries. TESTER then sends an ARP Response with hardware type field set to an unknown hardware type value. All the other fields in the ARP Response Packet are set to their correct values. TESTER then causes DUT to send an UDP Message and expects that DUT will send an UDP Message)
Prerequisites	Check section prerequisites
Test setup	Topology 1
Test Input Parameters	Check section general Input Parameters
Test Procedure	<ol style="list-style-type: none"> <li>1. DUT CONFIGURE: Configure DUT to clear the dynamic entries in the ARP Cache of &lt;Diface-0&gt; <ul style="list-style-type: none"> <li>- containing IP Address &lt;HOST-1-IP&gt;</li> </ul> </li> <li>2. TESTER: &lt;HOST-1&gt; Sends ARP Response(Gratuitous) to DUT through &lt;Diface-0&gt; containing: <ul style="list-style-type: none"> <li>- Sender IP Address set to &lt;HOST-1-IP&gt;</li> <li>- Target IP Address set to &lt;HOST-1-IP&gt;</li> <li>- Hardware Type set to ARP_HARDWARE_TYPE_UNKNOWN</li> <li>- ARP Sender Hardware Address set to &lt;MAC-ADDR1&gt;</li> <li>- ARP Target Hardware Address set to ETHERNET_BROADCAST_ADDR</li> </ul> </li> <li>3. TESTER: &lt;HOST-1&gt; Waits up to (&lt;ARP-TOLERANCE-TIME&gt;) second(s) for the arp cache of DUT to get refreshed</li> <li>4. DUT CONFIGURE: Configure DUT to send a UDP Message from &lt;Diface-0&gt; with <ul style="list-style-type: none"> <li>- Source IP Address set to &lt;Diface-0-IP&gt;</li> <li>- Destination IP Address set to &lt;HOST-1-IP&gt;</li> </ul> </li> <li>5. TESTER: &lt;HOST-1&gt; Listens (up to &lt;ParamListenTime&gt;) on &lt;Diface-0&gt; <ul style="list-style-type: none"> <li>- Destination IP Address set to &lt;HOST-1-IP&gt;</li> </ul> </li> <li>6. DUT: Sends ARP Request</li> </ol>
Pass Criteria	6. DUT: Sends ARP Request
Reference	RFC 826 "An Ethernet Address Resolution Protocol", section "Packet Reception" (MUST)
Notes	

4.2.4.2.8 ARP\_26: ARP request reception (Protocol Type correct)

Synopsis	When an address resolution packet is received, the receiving Ethernet module gives the packet to the Address Resolution module which goes through an algorithm similar to the following: Negative conditionals indicate an end of processing and a discarding of the packet ?Do I speak the protocol in ar\$pro? (Note:In this test TESTER is configuring DUT to clear its ARP Cache entries. TESTER then sends an ARP Request with protocol type field set to type IP. All the other fields in the ARP Request Packet are set to their correct values. It then expects that DUT should send an ARP Response.)
Prerequisites	Check section prerequisites
Test setup	Topology 1
Test Input Parameters	Check section general Input Parameters
Test Procedure	<ol style="list-style-type: none"> <li>1. DUT CONFIGURE: Configure DUT to clear the dynamic entries in the ARP Cache of &lt;Diface-0&gt; <ul style="list-style-type: none"> <li>- containing IP Address &lt;HOST-1-IP&gt;</li> </ul> </li> <li>2. TESTER: &lt;HOST-1&gt; Sends ARP Request to DUT through &lt;Diface-0&gt; containing: <ul style="list-style-type: none"> <li>- Sender IP Address set to &lt;HOST-1-IP&gt;</li> <li>- Target IP Address set to &lt;Diface-0-IP&gt;</li> <li>- Protocol Type set to ARP_PROTOCOL_IP</li> </ul> </li> <li>3. TESTER: &lt;HOST-1&gt; Listens (up to &lt;ParamListenTime&gt;) on &lt;Diface-0&gt;</li> <li>4. DUT: Sends ARP Response</li> </ol>
Pass Criteria	4. DUT: Sends ARP Response
Reference	RFC 826 "An Ethernet Address Resolution Protocol", section "Packet Reception" (MUST)
Notes	

4.2.4.2.9 ARP\_27: ARP request reception (Protocol Type wrong)

Synopsis	When an address resolution packet is received, the receiving Ethernet module gives the packet to the Address Resolution module which goes through an algorithm similar to the following: Negative conditionals indicate an end of processing and a discarding of the packet ?Do I speak the protocol in ar\$pro? (Note: In this test TESTER is configuring DUT to clear its ARP Cache entries. TESTER then sends an ARP Request with protocol type field set to an unknown protocol type value. All the other fields in the ARP Request Packet are set to their correct values. It then expects that DUT should NOT send an ARP Response.)
Prerequisites	Check section prerequisites
Test setup	Topology 1
Test Input Parameters	Check section general Input Parameters
Test Procedure	<ol style="list-style-type: none"> <li>1. DUT CONFIGURE: Configure DUT to clear the dynamic entries in the ARP Cache of &lt;Diface-0&gt; <ul style="list-style-type: none"> <li>- containing IP Address &lt;HOST-1-IP&gt;</li> </ul> </li> <li>2. TESTER: &lt;HOST-1&gt; Sends ARP Request to DUT through &lt;Diface-0&gt; containing: <ul style="list-style-type: none"> <li>- Sender IP Address set to &lt;HOST-1-IP&gt;</li> <li>- Target IP Address set to &lt;Diface-0-IP&gt;</li> <li>- Protocol Type set to ARP_PROTOCOL_UNKNOWN</li> </ul> </li> <li>3. TESTER: &lt;HOST-1&gt; Listens (up to &lt;ParamListenTime&gt;) on &lt;Diface-0&gt;</li> <li>4. DUT: Does not send ARP Response</li> </ol>
Pass Criteria	4. DUT: Does not send ARP Response
Reference	RFC 826 "An Ethernet Address Resolution Protocol", section "Packet Reception" (MUST)
Notes	

4.2.4.2.10 ARP\_28: Gratuitous ARP response reception (Protocol Type wrong)

Synopsis	When an address resolution packet is received, the receiving Ethernet module gives the packet to the Address Resolution module which goes through an algorithm similar to the following: Negative conditionals indicate an end of processing and a discarding of the packet ?Do I speak the protocol in ar\$pro? (Note: In this test TESTER is configuring DUT to clear its ARP Cache entries. TESTER then sends an ARP Response with protocol type field set to Unknown Protocol value. All the other fields in the ARP Response Packet are set to their correct values. TESTER then causes DUT to send an UDP Message and expects that DUT will send an ARP Request)
Prerequisites	Check section prerequisites
Test setup	Topology 1
Test Input Parameters	Check section general Input Parameters
Test Procedure	<ol style="list-style-type: none"> <li>1. DUT CONFIGURE: Configure DUT to clear the dynamic entries in the ARP Cache of &lt;Diface-0&gt; <ul style="list-style-type: none"> <li>- containing IP Address &lt;HOST-1-IP&gt;</li> </ul> </li> <li>2. TESTER: &lt;HOST-1&gt; Sends ARP Response(Gratuitous) to DUT through &lt;Diface-0&gt; containing: <ul style="list-style-type: none"> <li>- Sender IP Address set to &lt;HOST-1-IP&gt;</li> <li>- Target IP Address set to &lt;HOST-1-IP&gt;</li> <li>- Protocol Type set to ARP_PROTOCOL_UNKNOWN</li> <li>- ARP Sender Hardware Address set to &lt;MAC-ADDR1&gt;</li> <li>- ARP Target Hardware Address set to ETHERNET_BROADCAST_ADDR</li> </ul> </li> <li>3. TESTER: &lt;HOST-1&gt; Waits up to (&lt;ARP-TOLERANCE-TIME&gt;) second(s) for the arp cache of DUT to get refreshed</li> <li>4. DUT CONFIGURE: Configure DUT to send a UDP Message from &lt;Diface-0&gt; with <ul style="list-style-type: none"> <li>- Source IP Address set to &lt;Diface-0-IP&gt;</li> <li>- Destination IP Address set to &lt;HOST-1-IP&gt;</li> </ul> </li> <li>5. TESTER: &lt;HOST-1&gt; Listens (up to &lt;ParamListenTime&gt;) on &lt;Diface-0&gt; <ul style="list-style-type: none"> <li>- Destination IP Address set to &lt;HOST-1-IP&gt;</li> </ul> </li> <li>6. DUT: Sends ARP Request</li> </ol>
Pass Criteria	6. DUT: Sends ARP Request
Reference	RFC 826 "An Ethernet Address Resolution Protocol", section "Packet Reception" (MUST)
Notes	

4.2.4.2.11 ARP\_32: ARP entry update (Request/Request)

Synopsis	When an address resolution packet is received, the receiving Ethernet module gives the packet to the Address Resolution module which goes through an algorithm similar to the following. Negative conditionals indicate an end of processing and a discarding of the packet. Merge_flag := false If the pair <protocol type, sender protocol address is already in my translation table, update the ARP sender hardware address field of the entry with the new information in the packet and set Merge_flag to true. (Note: Here TESTER sends an ARP Request to DUT so that an entry gets added to the dut arp cache. TESTER then sends another ARP Request with a different Ethernet source address to DUT to check if the existing entry gets updated.)
Prerequisites	Check section prerequisites
Test setup	Topology 1
Test Input Parameters	<MAC-ADDR1> <MAC-ADDR2> <ARP-TOLERANCE-TIME> Check section general Input Parameters
Test Procedure	<ol style="list-style-type: none"> <li>1. DUT CONFIGURE: Configure DUT to clear the dynamic entries in the ARP Cache of &lt;Diface-0&gt; <ul style="list-style-type: none"> <li>- containing IP Address &lt;HOST-1-IP&gt;</li> </ul> </li> <li>2. TESTER: &lt;HOST-1&gt; Sends ARP Request to DUT through &lt;Diface-0&gt; containing: <ul style="list-style-type: none"> <li>- Sender IP Address set to &lt;HOST-1-IP&gt;</li> <li>- Target IP Address set to &lt;Diface-0-IP&gt;</li> <li>- ARP Sender Hardware Address set to &lt;MAC-ADDR1&gt;</li> </ul> </li> <li>3. TESTER: &lt;HOST-1&gt; Sends ARP Request to DUT through &lt;Diface-0&gt; containing: <ul style="list-style-type: none"> <li>- Sender IP Address set to &lt;HOST-1-IP&gt;</li> <li>- Target IP Address set to &lt;Diface-0-IP&gt;</li> <li>- ARP Sender Hardware Address set to &lt;MAC-ADDR2&gt;</li> <li>- Ethernet Source Address set to &lt;MAC-ADDR2&gt;</li> </ul> </li> <li>4. TESTER: &lt;HOST-1&gt; Waits up to (&lt;ARP-TOLERANCE-TIME&gt;) second(s) for the arp cache of DUT to get refreshed</li> <li>5. DUT CONFIGURE: Configure DUT to send a UDP Message from &lt;Diface-0&gt; with <ul style="list-style-type: none"> <li>- Source IP Address set to &lt;Diface-0-IP&gt;</li> <li>- Destination IP Address set to &lt;HOST-1-IP&gt;</li> </ul> </li> <li>6. TESTER: &lt;HOST-1&gt; Listens (up to &lt;ParamListenTime&gt;) on &lt;Diface-0&gt; <ul style="list-style-type: none"> <li>- Destination IP Address set to &lt;HOST-1-IP&gt;</li> <li>- Ethernet Destination Address set to &lt;MAC-ADDR2&gt;</li> </ul> </li> <li>7. DUT: Sends UDP Message</li> </ol>
Pass Criteria	7. DUT: Sends UDP Message
Reference	RFC 826 "An Ethernet Address Resolution Protocol", section "Packet Reception" (MUST)
Notes	

4.2.4.2.12 ARP\_33: ARP entry update (Response/Response)

Synopsis	When an address resolution packet is received, the receiving Ethernet module gives the packet to the Address Resolution module which goes through an algorithm similar to the following. Negative conditionals indicate an end of processing and a discarding of the packet. Merge_flag := false If the pair <protocol type, sender protocol address is already in my translation table, update the ARP sender hardware address field of the entry with the new information in the packet and set Merge_flag to true. (Note: Here TESTER sends an ARP Response to DUT so that an entry gets added to the dut arp cache. TESTER then sends another ARP Response with a different Ethernet source address to DUT to check if the existing entry gets updated.)
Prerequisites	Check section prerequisites
Test setup	Topology 1
Test Input Parameters	Check section general Input Parameters
Test Procedure	<ol style="list-style-type: none"> <li>1. DUT CONFIGURE: Configure DUT to clear the dynamic entries in the ARP Cache of &lt;Diface-0&gt; <ul style="list-style-type: none"> <li>- containing IP Address &lt;HOST-1-IP&gt;</li> </ul> </li> <li>2. TESTER: &lt;HOST-1&gt; Sends ARP Response to DUT through &lt;Diface-0&gt; containing: <ul style="list-style-type: none"> <li>- Sender IP Address set to &lt;HOST-1-IP&gt;</li> <li>- Target IP Address set to &lt;Diface-0-IP&gt;</li> <li>- ARP Sender Hardware Address set to &lt;MAC-ADDR1&gt;</li> <li>- ARP Target Hardware Address set to ETHERNET_BROADCAST_ADDR</li> </ul> </li> <li>3. TESTER: &lt;HOST-1&gt; Sends ARP Response to DUT through &lt;Diface-0&gt; containing: <ul style="list-style-type: none"> <li>- Sender IP Address set to &lt;HOST-1-IP&gt;</li> <li>- Target IP Address set to &lt;Diface-0-IP&gt;</li> <li>- ARP Sender Hardware Address set to &lt;MAC-ADDR2&gt;</li> <li>- ARP Target Hardware Address set to ETHERNET_BROADCAST_ADDR</li> </ul> </li> <li>4. TESTER: &lt;HOST-1&gt; Waits up to (&lt;ARP-TOLERANCE-TIME&gt;) second(s) for the arp cache of DUT to get refreshed</li> <li>5. DUT CONFIGURE: Configure DUT to send a UDP Message from &lt;Diface-0&gt; with <ul style="list-style-type: none"> <li>- Source IP Address set to &lt;Diface-0-IP&gt;</li> <li>- Destination IP Address set to &lt;HOST-1-IP&gt;</li> </ul> </li> <li>6. TESTER: &lt;HOST-1&gt; Listens (up to &lt;ParamListenTime&gt;) on &lt;Diface-0&gt; <ul style="list-style-type: none"> <li>- Destination IP Address set to &lt;HOST-1-IP&gt;</li> <li>- Ethernet Destination Address set to &lt;MAC-ADDR2&gt;</li> </ul> </li> <li>7. DUT: Sends UDP Message</li> </ol>
Pass Criteria	7. DUT: Sends UDP Message
Reference	RFC 826 "An Ethernet Address Resolution Protocol", section "Packet Reception" (MUST)
Notes	

4.2.4.2.13 ARP\_34: ARP entry update (Request/Response)

Synopsis	When an address resolution packet is received, the receiving Ethernet module gives the packet to the Address Resolution module which goes through an algorithm similar to the following. Negative conditionals indicate an end of processing and a discarding of the packet. Merge_flag := false If the pair <protocol type, sender protocol address is already in my translation table, update the ARP sender hardware address field of the entry with the new information in the packet and set Merge_flag to true. (Note: Here TESTER sends an ARP Request to DUT so that an entry gets added to the dut arp cache. TESTER then sends an ARP Response with a different Ethernet source address to DUT to check if the existing entry gets updated.)
Prerequisites	Check section prerequisites
Test setup	Topology 1
Test Input Parameters	Check section general Input Parameters
Test Procedure	<ol style="list-style-type: none"> <li>1. DUT CONFIGURE: Configure DUT to clear the dynamic entries in the ARP Cache of &lt;Diface-0&gt; <ul style="list-style-type: none"> <li>- containing IP Address &lt;HOST-1-IP&gt;</li> </ul> </li> <li>2. TESTER: &lt;HOST-1&gt; Sends ARP Request to DUT through &lt;Diface-0&gt; containing: <ul style="list-style-type: none"> <li>- Sender IP Address set to &lt;HOST-1-IP&gt;</li> <li>- Target IP Address set to &lt;Diface-0-IP&gt;</li> <li>- ARP Sender Hardware Address set to &lt;MAC-ADDR1&gt;</li> </ul> </li> <li>3. TESTER: &lt;HOST-1&gt; Sends ARP Response to DUT through &lt;Diface-0&gt; containing: <ul style="list-style-type: none"> <li>- Sender IP Address set to &lt;HOST-1-IP&gt;</li> <li>- Target IP Address set to &lt;Diface-0-IP&gt;</li> <li>- ARP Sender Hardware Address set to &lt;MAC-ADDR2&gt;</li> <li>- ARP Target Hardware Address set to ETHERNET_BROADCAST_ADDR</li> </ul> </li> <li>4. TESTER: &lt;HOST-1&gt; Waits up to (&lt;ARP-TOLERANCE-TIME&gt;) second(s) for the arp cache of DUT to get refreshed</li> <li>5. DUT CONFIGURE: Configure DUT to send a UDP Message from &lt;Diface-0&gt; with <ul style="list-style-type: none"> <li>- Source IP Address set to &lt;Diface-0-IP&gt;</li> <li>- Destination IP Address set to &lt;HOST-1-IP&gt;</li> </ul> </li> <li>6. TESTER: &lt;HOST-1&gt; Listens (up to &lt;ParamListenTime&gt;) on &lt;Diface-0&gt; <ul style="list-style-type: none"> <li>- Destination IP Address set to &lt;HOST-1-IP&gt;</li> <li>- Ethernet Destination Address set to &lt;MAC-ADDR2&gt;</li> </ul> </li> <li>7. DUT: Sends UDP Message</li> </ol>
Pass Criteria	7. DUT: Sends UDP Message
Reference	RFC 826 "An Ethernet Address Resolution Protocol", section "Packet Reception" (MUST)
Notes	



4.2.4.2.14 ARP\_35: ARP entry update (Response/Request)

Synopsis	When an address resolution packet is received, the receiving Ethernet module gives the packet to the Address Resolution module which goes through an algorithm similar to the following. Negative conditionals indicate an end of processing and a discarding of the packet. Merge_flag := false If the pair <protocol type, sender protocol address is already in my translation table, update the ARP sender hardware address field of the entry with the new information in the packet and set Merge_flag to true. (Note: Here TESTER sends an ARP Response to DUT so that an entry gets added to the dut arp cache. TESTER then sends an ARP Request with a different Ethernet source address to DUT to check if the existing entry gets updated.)
Prerequisites	Check section prerequisites
Test setup	Topology 1
Test Input Parameters	Check section general Input Parameters
Test Procedure	<ol style="list-style-type: none"> <li>1. DUT CONFIGURE: Configure DUT to clear the dynamic entries in the ARP Cache of &lt;Diface-0&gt; <ul style="list-style-type: none"> <li>- containing IP Address &lt;HOST-1-IP&gt;</li> </ul> </li> <li>2. TESTER: &lt;HOST-1&gt; Sends ARP Response to DUT through &lt;Diface-0&gt; containing: <ul style="list-style-type: none"> <li>- Sender IP Address set to &lt;HOST-1-IP&gt;</li> <li>- Target IP Address set to &lt;Diface-0-IP&gt;</li> <li>- ARP Sender Hardware Address set to &lt;MAC-ADDR1&gt;</li> <li>- ARP Target Hardware Address set to ETHERNET_BROADCAST_ADDR</li> </ul> </li> <li>3. TESTER: &lt;HOST-1&gt; Sends ARP Request to DUT through &lt;Diface-0&gt; containing: <ul style="list-style-type: none"> <li>- Sender IP Address set to &lt;HOST-1-IP&gt;</li> <li>- Target IP Address set to &lt;Diface-0-IP&gt;</li> <li>- ARP Sender Hardware Address set to &lt;MAC-ADDR2&gt;</li> </ul> </li> <li>4. TESTER: &lt;HOST-1&gt; Waits up to (&lt;ARP-TOLERANCE-TIME&gt;) second(s) for the arp cache of DUT to get refreshed</li> <li>5. DUT CONFIGURE: Configure DUT to send a UDP Message from &lt;Diface-0&gt; with <ul style="list-style-type: none"> <li>- Source IP Address set to &lt;Diface-0-IP&gt;</li> <li>- Destination IP Address set to &lt;HOST-1-IP&gt;</li> </ul> </li> <li>6. TESTER: &lt;HOST-1&gt; Listens (up to &lt;ParamListenTime&gt;) on &lt;Diface-0&gt; <ul style="list-style-type: none"> <li>- Destination IP Address set to &lt;HOST-1-IP&gt;</li> <li>- Ethernet Destination Address set to &lt;MAC-ADDR2&gt;</li> </ul> </li> <li>7. DUT: Sends UDP Message</li> </ol>
Pass Criteria	7. DUT: Sends UDP Message
Reference	RFC 826 "An Ethernet Address Resolution Protocol", section "Packet Reception" (MUST)
Notes	

4.2.4.2.15 ARP\_36: ARP request reception (Target Protocol Address correct)

Synopsis	When an address resolution packet is received, the receiving Ethernet module gives the packet to the Address Resolution module which goes through an algorithm similar to the following: Negative conditionals indicate an end of processing and a discarding of the packet ?Am I the target protocol address? (Note: In this test TESTER is configuring DUT to clear its ARP Cache entries. TESTER then sends an ARP Request with target protocol address field set to <Diface-0-IP>. All the other fields in the ARP Request Packet are set to their correct values. It then expects that DUT should send an ARP Response.)
Prerequisites	Check section prerequisites
Test setup	Topology 1
Test Input Parameters	Check section general Input Parameters
Test Procedure	<ol style="list-style-type: none"> <li>1. DUT CONFIGURE: Configure DUT to clear the dynamic entries in the ARP Cache of &lt;Diface-0&gt; <ul style="list-style-type: none"> <li>- containing IP Address &lt;HOST-1-IP&gt;</li> </ul> </li> <li>2. TESTER: &lt;HOST-1&gt; Sends ARP Request to DUT through &lt;Diface-0&gt; containing: <ul style="list-style-type: none"> <li>- Sender IP Address set to &lt;HOST-1-IP&gt;</li> <li>- Target IP Address set to &lt;Diface-0-IP&gt;</li> </ul> </li> <li>3. TESTER: &lt;HOST-1&gt; Listens (up to &lt;ParamListenTime&gt;) on &lt;Diface-0&gt;</li> <li>4. DUT: Sends ARP Response</li> </ol>
Pass Criteria	4. DUT: Sends ARP Response
Reference	RFC 826 "An Ethernet Address Resolution Protocol", section "Packet Reception" (MUST)
Notes	

4.2.4.2.16 ARP\_37: ARP request reception (Target Protocol Address wrong)

Synopsis	When an address resolution packet is received, the receiving Ethernet module gives the packet to the Address Resolution module which goes through an algorithm similar to the following: Negative conditionals indicate an end of processing and a discarding of the packet ?Am I the target protocol address? (Note: In this test TESTER is configuring DUT to clear its ARP Cache entries. TESTER then sends an ARP Request with target protocol address field set to an IP First unused address value. All the other fields in the ARP Request Packet are set to their correct values. It then expects that DUT should NOT send an ARP Response.)
Prerequisites	Check section prerequisites
Test setup	Topology 1
Test Input Parameters	Check section general Input Parameters
Test Procedure	<ol style="list-style-type: none"> <li>1. DUT CONFIGURE: Configure DUT to clear the dynamic entries in the ARP Cache of &lt;Diface-0&gt; <ul style="list-style-type: none"> <li>- containing IP Address &lt;HOST-1-IP&gt;</li> </ul> </li> <li>2. TESTER: &lt;HOST-1&gt; Sends ARP Request to DUT through &lt;Diface-0&gt; containing: <ul style="list-style-type: none"> <li>- Sender IP Address set to &lt;HOST-1-IP&gt;</li> <li>- Target IP Address set to &lt;IP-FIRST-UNUSED-ADDR-INTERFACE-1&gt;</li> </ul> </li> <li>3. TESTER: &lt;HOST-1&gt; Listens (up to &lt;ParamListenTime&gt;) on &lt;Diface-0&gt;</li> <li>4. DUT: Does not send ARP Response</li> </ol>
Pass Criteria	4. DUT: Does not send ARP Response
Reference	RFC 826 "An Ethernet Address Resolution Protocol", section "Packet Reception" (MUST)
Notes	

4.2.4.2.17 ARP\_38: ARP response reception (Target Protocol Address wrong)

Synopsis	When an address resolution packet is received, the receiving Ethernet module gives the packet to the Address Resolution module which goes through an algorithm similar to the following: Negative conditionals indicate an end of processing and a discarding of the packet ?Am I the target protocol address? (Note: In this test TESTER is configuring DUT to clear its ARP Cache entries. TESTER then sends an ARP Response with target protocol address field set to IP First unused address value. All the other fields in the ARP Response Packet are set to their correct values. TESTER then causes DUT to send an UDP Message and expects that DUT will send an ARP Request)
Prerequisites	Check section prerequisites
Test setup	Topology 1
Test Input Parameters	<MAC-ADDR1> Check section general Input Parameters
Test Procedure	<ol style="list-style-type: none"> <li>1. DUT CONFIGURE: Configure DUT to clear the dynamic entries in the ARP Cache of &lt;Diface-0&gt; <ul style="list-style-type: none"> <li>- containing IP Address &lt;HOST-1-IP&gt;</li> </ul> </li> <li>2. TESTER: &lt;HOST-1&gt; Sends ARP Response to DUT through &lt;Diface-0&gt; containing: <ul style="list-style-type: none"> <li>- Source IP Address set to &lt;HOST-1-IP&gt;</li> <li>- Destination IP Address set to &lt;IP-FIRST-UNUSED-ADDR-INTERFACE-1&gt;</li> <li>- Ethernet Source Address set to &lt;MAC-ADDR1&gt;</li> <li>- Ethernet Destination Address set to ETHERNET_BROADCAST_ADDR</li> </ul> </li> <li>3. TESTER: &lt;HOST-1&gt; Waits up to (1) second(s) for the ARP cache of DUT to get refreshed</li> <li>4. DUT CONFIGURE: Configure DUT to send a UDP Message from &lt;Diface-0&gt; with <ul style="list-style-type: none"> <li>- Source IP Address set to &lt;Diface-0-IP&gt;</li> <li>- Destination IP Address set to &lt;HOST-1-IP&gt;</li> </ul> </li> <li>5. TESTER: &lt;HOST-1&gt; Listens (up to &lt;ParamListenTime&gt;) on &lt;Diface-0&gt; <ul style="list-style-type: none"> <li>- Destination IP Address set to &lt;HOST-1-IP&gt;</li> </ul> </li> <li>6. DUT: Sends ARP Request</li> </ol>
Pass Criteria	6. DUT: Sends ARP Request
Reference	RFC 826 "An Ethernet Address Resolution Protocol", section "Packet Reception" (MUST)
Notes	

4.2.4.2.18 ARP\_39: ARP learning (request answers request)

Synopsis	When an address resolution packet is received, the receiving Ethernet module gives the packet to the Address Resolution module which goes through an algorithm similar to the following. Negative conditionals indicate an end of processing and a discarding of the packet. If Merge_flag is false, add the triplet <protocol type, sender protocol address, sender hardware address> to the translation table. (Note: In this test TESTER sends an ARP Request with <sender protocol address, sender hardware address> fields set to <HOST-1-IP, MAC-ADDR2>. TESTER then causes DUT to send an UDP Message and expects that DUT will send an UDP Message with Ethernet Destination Address set to <MAC-ADDR2>)
Prerequisites	Check section prerequisites
Test setup	Topology 1
Test Input Parameters	Check section general Input Parameters
Test Procedure	<ol style="list-style-type: none"> <li>1. DUT CONFIGURE: Configure DUT to clear the dynamic entries in the ARP Cache of &lt;Diface-0&gt; <ul style="list-style-type: none"> <li>- containing IP Address &lt;HOST-1-IP&gt;</li> </ul> </li> <li>2. DUT CONFIGURE: Configure DUT to send a UDP Message from &lt;Diface-0&gt; with <ul style="list-style-type: none"> <li>- Source IP Address set to &lt;Diface-0-IP&gt;</li> <li>- Destination IP Address set to &lt;HOST-1-IP&gt;</li> </ul> </li> <li>3. TESTER: &lt;HOST-1&gt; Listens (up to &lt;ParamListenTime&gt;) on &lt;Diface-0&gt;</li> <li>4. DUT: Sends ARP Request</li> <li>5. TESTER: &lt;HOST-1&gt; Sends ARP Request to DUT through &lt;Diface-0&gt; containing: <ul style="list-style-type: none"> <li>- Sender IP Address set to &lt;HOST-1-IP&gt;</li> <li>- Target IP Address set to &lt;Diface-0-IP&gt;</li> <li>- ARP Sender Hardware Address set to &lt;MAC-ADDR2&gt;</li> </ul> </li> <li>6. TESTER: &lt;HOST-1&gt; Waits up to (&lt;ARP-TOLERANCE-TIME&gt;) second(s) for the arp cache of DUT to get refreshed</li> <li>7. DUT CONFIGURE: Configure DUT to send a UDP Message from &lt;Diface-0&gt; with <ul style="list-style-type: none"> <li>- Source IP Address set to &lt;Diface-0-IP&gt;</li> <li>- Destination IP Address set to &lt;HOST-1-IP&gt;</li> </ul> </li> <li>8. TESTER: &lt;HOST-1&gt; Listens (up to &lt;ParamListenTime&gt;) on &lt;Diface-0&gt; <ul style="list-style-type: none"> <li>- Destination IP Address set to &lt;HOST-1-IP&gt;</li> <li>- Ethernet Destination Address set to &lt;MAC-ADDR2&gt;</li> </ul> </li> <li>9. DUT: Sends UDP Message</li> </ol>
Pass Criteria	<ol style="list-style-type: none"> <li>4. DUT: Sends ARP Request</li> <li>9. DUT: Sends UDP Message</li> </ol>
Reference	RFC 826 "An Ethernet Address Resolution Protocol", section "Packet Reception" (MUST)
Notes	

4.2.4.2.19 ARP\_40: ARP learning (response answers request)

Synopsis	When an address resolution packet is received, the receiving Ethernet module gives the packet to the Address Resolution module which goes through an algorithm similar to the following. Negative conditionals indicate an end of processing and a discarding of the packet. If Merge_flag is false, add the triplet <protocol type, sender protocol address, sender hardware address> to the translation table. (Note:In this test TESTER sends an ARP Response with <sender protocol address, sender hardware address> fields set to <HOST-1-IP, MAC-ADDR3>. TESTER then causes DUT to send an UDP Message and expects that DUT will send an UDP Message with Ethernet Destination Address set to <MAC-ADDR3>)
Prerequisites	Check section prerequisites
Test setup	Topology 1
Test Input Parameters	Check section general Input Parameters
Test Procedure	<ol style="list-style-type: none"> <li>1. DUT CONFIGURE: Configure DUT to clear the dynamic entries in the ARP Cache of &lt;Diface-0&gt; <ul style="list-style-type: none"> <li>- containing IP Address &lt;HOST-1-IP&gt;</li> </ul> </li> <li>2. DUT CONFIGURE: Configure DUT to send a UDP Message from &lt;Diface-0&gt; with <ul style="list-style-type: none"> <li>- Source IP Address set to &lt;Diface-0-IP&gt;</li> <li>- Destination IP Address set to &lt;HOST-1-IP&gt;</li> </ul> </li> <li>3. TESTER: &lt;HOST-1&gt; Listens (up to &lt;ParamListenTime&gt;) on &lt;Diface-0&gt;</li> <li>4. DUT: Sends ARP Request</li> <li>5. TESTER: &lt;HOST-1&gt; Sends ARP Response to DUT through &lt;Diface-0&gt; containing: <ul style="list-style-type: none"> <li>- Sender IP Address set to &lt;HOST-1-IP&gt;</li> <li>- Target IP Address set to &lt;Diface-0-IP&gt;</li> <li>- ARP Sender Hardware Address set to &lt;MAC-ADDR3&gt;</li> <li>- ARP Target Hardware Address set to ETHERNET_BROADCAST_ADDR</li> </ul> </li> <li>6. TESTER: &lt;HOST-1&gt; Waits up to (&lt;ARP-TOLERANCE-TIME&gt;) second(s) for the arp cache of DUT to get refreshed</li> <li>7. DUT CONFIGURE: Configure DUT to send a UDP Message from &lt;Diface-0&gt; with <ul style="list-style-type: none"> <li>- Source IP Address set to &lt;Diface-0-IP&gt;</li> <li>- Destination IP Address set to &lt;HOST-1-IP&gt;</li> </ul> </li> <li>8. TESTER: &lt;HOST-1&gt; Listens (up to &lt;ParamListenTime&gt;) on &lt;Diface-0&gt; <ul style="list-style-type: none"> <li>- Destination IP Address set to &lt;HOST-1-IP&gt;</li> <li>- Ethernet Destination Address set to &lt;MAC-ADDR3&gt;</li> </ul> </li> <li>9. DUT: Sends UDP Message</li> </ol>
Pass Criteria	<ol style="list-style-type: none"> <li>4. DUT: Sends ARP Request</li> <li>9. DUT: Sends UDP Message</li> </ol>
Reference	RFC 826 "An Ethernet Address Resolution Protocol", section "Packet Reception" (MUST)
Notes	

4.2.4.2.20 ARP\_41: ARP responding (response answers request)

Synopsis	When an address resolution packet is received, the receiving Ethernet module gives the packet to the Address Resolution module which goes through an algorithm similar to the following: ?Is the opcode ares_op\$REQUEST? Yes:Set the ar\$op field to ares_op\$REPLY (Note: In this test TESTER sends an ARP Request. All other fields in the ARP Request message are set correctly. TESTER then expects that DUT will send an ARP Packet with Operation code field set to Response)
Prerequisites	Check section prerequisites
Test setup	Topology 1
Test Input Parameters	<MAC-ADDR1> Check section general Input Parameters
Test Procedure	<ol style="list-style-type: none"> <li>1. TESTER: &lt;HOST-1&gt; Sends ARP Request to DUT through &lt;Diface-0&gt; containing: <ul style="list-style-type: none"> <li>- Sender IP Address set to &lt;HOST-1-IP&gt;</li> <li>- Target IP Address set to &lt;Diface-0-IP&gt;</li> <li>- ARP Sender Hardware Address set to &lt;MAC-ADDR1&gt;</li> </ul> </li> <li>2. TESTER: &lt;HOST-1&gt; Listens (up to &lt;ParamListenTime&gt;) on &lt;Diface-0&gt; <ul style="list-style-type: none"> <li>- for ARP Packet with Operation Code set to &lt;OPERATION_Response&gt;</li> </ul> </li> <li>3. DUT: Sends ARP Response</li> </ol>
Pass Criteria	3. DUT: Sends ARP Response
Reference	RFC 826 "An Ethernet Address Resolution Protocol", section "Packet Reception" (MUST)
Notes	

4.2.4.2.21 ARP\_42: ARP responding (no response to response)

Synopsis	When an address resolution packet is received, the receiving Ethernet module gives the packet to the Address Resolution module which goes through an algorithm similar to the following: Negative conditionals indicate an end of processing and a discarding of the packet. ?Is the opcode ares_op\$REQUEST? (Note:In this test TESTER sends an ARP Packet with opcode field set to response value, and expects that DUT will not send any ARP Response)
Prerequisites	Check section prerequisites
Test setup	Topology 1
Test Input Parameters	Check section general Input Parameters
Test Procedure	<ol style="list-style-type: none"> <li>1. TESTER: &lt;HOST-1&gt; Sends ARP Response to DUT through &lt;Diface-0&gt; containing: <ul style="list-style-type: none"> <li>- Sender IP Address set to &lt;HOST-1-IP&gt;</li> <li>- Target IP Address set to &lt;Diface-0-IP&gt;</li> <li>- Operation code set to &lt;OPERATION_RESPONSE &gt;</li> </ul> </li> <li>2. TESTER: &lt;HOST-1&gt; Listens (up to &lt;ParamListenTime&gt;) on &lt;Diface-0&gt;</li> <li>3. DUT: Does not send ARP Response</li> </ol>
Pass Criteria	3. DUT: Does not send ARP Response
Reference	RFC 826 "An Ethernet Address Resolution Protocol", section "Packet Reception" (MUST)
Notes	



4.2.4.2.22 ARP\_43: ARP response (Ethernet Source Hardware Address check)

Synopsis	When an address resolution packet is received, the receiving Ethernet module gives the packet to the Address Resolution module which goes through an algorithm similar to the following: ?Is the opcode ares_op\$REQUEST? Swap hardware field, putting the local hardware address in the sender field.
Prerequisites	Check section prerequisites
Test setup	Topology 1
Test Input Parameters	Check section general Input Parameters
Test Procedure	<ol style="list-style-type: none"> <li>1. TESTER: &lt;HOST-1&gt; Sends ARP Request to DUT through &lt;Diface-0&gt; containing: <ul style="list-style-type: none"> <li>- Source IP Address set to &lt;HOST-1-IP&gt;</li> <li>- Destination IP Address set to &lt;Diface-0-IP&gt;</li> </ul> </li> <li>2. TESTER: &lt;HOST-1&gt; Listens (up to &lt;ParamListenTime&gt;) on &lt;Diface-0&gt;</li> <li>3. DUT: Sends ARP Response</li> <li>4. TESTER: Verify that received ARP Response contains: <ul style="list-style-type: none"> <li>- Ethernet Source Hardware Address is set to &lt;DIFACE-0-MAC-ADDR&gt;</li> </ul> </li> </ol>
Pass Criteria	<ol style="list-style-type: none"> <li>3. DUT: Sends ARP Response</li> <li>4. TESTER: Verify that received ARP Response contains: <ul style="list-style-type: none"> <li>- Ethernet Source Hardware Address is set to &lt;DIFACE-0-MAC-ADDR&gt;</li> </ul> </li> </ol>
Reference	RFC 826 "An Ethernet Address Resolution Protocol", section "Packet Reception" (MUST)
Notes	

4.2.4.2.23 ARP\_44: ARP response (Sender IP Address check)

Synopsis	When an address resolution packet is received, the receiving Ethernet module gives the packet to the Address Resolution module which goes through an algorithm similar to the following: ?Is the opcode ares_op\$REQUEST? Swap protocol field, putting the local protocol address in the sender field.
Prerequisites	Check section prerequisites
Test setup	Topology 1
Test Input Parameters	Check section general Input Parameters
Test Procedure	<ol style="list-style-type: none"> <li>1. TESTER: &lt;HOST-1&gt; Sends ARP Request to DUT through &lt;Diface-0&gt; containing: <ul style="list-style-type: none"> <li>- Sender IP Address set to &lt;HOST-1-IP&gt;</li> <li>- Target IP Address set to &lt;Diface-0-IP&gt;</li> <li>- ARP Sender Hardware Address set to &lt;MAC-ADDR1&gt;</li> </ul> </li> <li>2. TESTER: &lt;HOST-1&gt; Listens (up to &lt;ParamListenTime&gt;) on &lt;Diface-0&gt;</li> <li>3. DUT: Sends ARP Response</li> <li>4. TESTER: Verify that received ARP Response contains: <ul style="list-style-type: none"> <li>- Sender IP Address is set to &lt;Diface-0-IP&gt;</li> </ul> </li> </ol>
Pass Criteria	<ol style="list-style-type: none"> <li>3. DUT: Sends ARP Response</li> <li>4. TESTER: Verify that received ARP Response contains: <ul style="list-style-type: none"> <li>- Sender IP Address is set to &lt;Diface-0-IP&gt;</li> </ul> </li> </ol>
Reference	RFC 826 "An Ethernet Address Resolution Protocol", section "Packet Reception" (MUST)
Notes	

4.2.4.2.24 ARP\_45: ARP response (ARP Target Hardware Address check)

Synopsis	When an address resolution packet is received, the receiving Ethernet module gives the packet to the Address Resolution module which goes through an algorithm similar to the following: ?Is the opcode ares_op\$REQUEST? Yes: Send the packet to the (new) ARP target hardware address on the same hardware on which the request was received.
Prerequisites	Check section prerequisites
Test setup	Topology 1
Test Input Parameters	Check section general Input Parameters
Test Procedure	<ol style="list-style-type: none"> <li>1. DUT CONFIGURE: Configure DUT to clear the dynamic entries in the ARP Cache of &lt;Diface-0&gt; <ul style="list-style-type: none"> <li>- containing IP Address &lt;HOST-1-IP&gt;</li> </ul> </li> <li>2. TESTER: &lt;HOST-1&gt; Sends ARP Request to DUT through &lt;Diface-0&gt; containing: <ul style="list-style-type: none"> <li>- Sender IP Address set to &lt;HOST-1-IP&gt;</li> <li>- Target IP Address set to &lt;Diface-0-IP&gt;</li> <li>- ARP Sender Hardware Address set to &lt;MAC-ADDR1&gt;</li> </ul> </li> <li>3. TESTER: &lt;HOST-1&gt; Listens (up to &lt;ParamListenTime&gt;) on &lt;Diface-0&gt;</li> <li>4. DUT: Sends ARP Response</li> <li>5. TESTER: Verify that received ARP Response contains: <ul style="list-style-type: none"> <li>- ARP Target Hardware Address is set to &lt;MAC-ADDR1&gt;</li> </ul> </li> <li>6. TESTER: &lt;HOST-1&gt; Sends ARP Request to DUT through &lt;Diface-0&gt; containing: <ul style="list-style-type: none"> <li>- Sender IP Address set to &lt;HOST-1-IP&gt;</li> <li>- Target IP Address set to &lt;Diface-0-IP&gt;</li> <li>- ARP Sender Hardware Address set to &lt;MAC-ADDR2&gt;</li> </ul> </li> <li>7. TESTER: &lt;HOST-1&gt; Listens (up to &lt;ParamListenTime&gt;) on &lt;Diface-0&gt;</li> <li>8. DUT: Sends ARP Response</li> <li>9. TESTER: Verify that received ARP Response contains: <ul style="list-style-type: none"> <li>- ARP Target Hardware Address is set to &lt;MAC-ADDR2&gt;</li> </ul> </li> </ol>
Pass Criteria	<ol style="list-style-type: none"> <li>4. DUT: Sends ARP Response</li> <li>5. TESTER: Verify that received ARP Response contains: <ul style="list-style-type: none"> <li>- ARP Target Hardware Address is set to &lt;MAC-ADDR1&gt;</li> </ul> </li> <li>8. DUT: Sends ARP Response</li> <li>9. TESTER: Verify that received ARP Response contains: <ul style="list-style-type: none"> <li>- ARP Target Hardware Address is set to &lt;MAC-ADDR2&gt;</li> </ul> </li> </ol>
Reference	RFC 826 "An Ethernet Address Resolution Protocol", section "Packet Reception" (MUST)
Notes	

4.2.4.2.25 ARP\_46: ARP response (Hardware Type check)

Synopsis	For the 10Mbit Ethernet <ar\$hrd> takes on the value <1>
Prerequisites	Check section prerequisites
Test setup	Topology 1
Test Input Parameters	Check section general Input Parameters
Test Procedure	<ol style="list-style-type: none"> <li>1. TESTER: &lt;HOST-1&gt; Sends ARP Request to DUT through &lt;Diface-0&gt; containing: <ul style="list-style-type: none"> <li>- Sender IP Address set to &lt;HOST-1-IP&gt;</li> <li>- Target IP Address set to &lt;Diface-0-IP&gt;</li> <li>- ARP Sender Hardware Address set to &lt;MAC-ADDR1&gt;</li> </ul> </li> <li>2. TESTER: &lt;HOST-1&gt; Listens (up to &lt;ParamListenTime&gt;) on &lt;Diface-0&gt;</li> <li>3. DUT: Sends ARP Response</li> <li>4. TESTER: Verify that received ARP Response contains: <ul style="list-style-type: none"> <li>- Hardware Type is set to ARP_HARDWARE_ETHERNET</li> </ul> </li> </ol>
Pass Criteria	<ol style="list-style-type: none"> <li>3. DUT: Sends ARP Response</li> <li>4. TESTER: Verify that received ARP Response contains: <ul style="list-style-type: none"> <li>- Hardware Type is set to ARP_HARDWARE_ETHERNET</li> </ul> </li> </ol>
Reference	RFC 826 "An Ethernet Address Resolution Protocol", section "Packet Reception" (MUST)
Notes	

4.2.4.2.26 ARP\_47: ARP response (Hardware Address Length check)

Synopsis	For the 10Mbit Ethernet <ar\$hln> takes on the value <6>
Prerequisites	Check section prerequisites
Test setup	Topology 1
Test Input Parameters	<MAC-ADDR1> Check section general Input Parameters
Test Procedure	<ol style="list-style-type: none"> <li>1. TESTER: &lt;HOST-1&gt; Sends ARP Request to DUT through &lt;Diface-0&gt; containing: <ul style="list-style-type: none"> <li>- Sender IP Address set to &lt;HOST-1-IP&gt;</li> <li>- Target IP Address set to &lt;Diface-0-IP&gt;</li> <li>- ARP Sender Hardware Address set to &lt;MAC-ADDR1&gt;</li> </ul> </li> <li>2. TESTER: &lt;HOST-1&gt; Listens (up to &lt;ParamListenTime&gt;) on &lt;Diface-0&gt;</li> <li>3. DUT: Sends ARP Response</li> <li>4. TESTER: Verify that received ARP Response contains: <ul style="list-style-type: none"> <li>- Hardware Address Length is set to &lt;ETHERNET_ADDR_LEN&gt;</li> </ul> </li> </ol>
Pass Criteria	<ol style="list-style-type: none"> <li>3. DUT: Sends ARP Response</li> <li>4. TESTER: Verify that received ARP Response contains: <ul style="list-style-type: none"> <li>- Hardware Address Length is set to &lt;ETHERNET_ADDR_LEN&gt;</li> </ul> </li> </ol>
Reference	RFC 826 "An Ethernet Address Resolution Protocol", section "Packet Reception" (MUST)
Notes	

4.2.4.2.27 ARP\_48: ARP timeout (idle)

Synopsis	If no packets are received from a host for a suitable length of time, the address resolution entry is forgotten.
Prerequisites	Check section prerequisites Check section prerequisites 1) DUT has to support ARP table aging 2) <DYNAMIC-ARP-CACHE-TIMEOUT> has a reasonable limit
Test setup	Topology 1
Test Input Parameters	Check section general Input Parameters
Test Procedure	<ol style="list-style-type: none"> <li>1. DUT CONFIGURE: Configure DUT to clear the dynamic entries in the ARP Cache of &lt;Diface-0&gt; <ul style="list-style-type: none"> <li>- containing IP Address &lt;HOST-1-IP&gt;</li> </ul> </li> <li>2. DUT CONFIGURE: Configure DUT to set a timeout of &lt;DYNAMIC-ARP-CACHE-TIMEOUT&gt; seconds for the dynamic entries in the ARP Cache of &lt;Diface-0&gt;</li> <li>3. TESTER: &lt;HOST-1&gt; Sends ARP Request to DUT through &lt;Diface-0&gt; containing: <ul style="list-style-type: none"> <li>- Sender IP Address set to &lt;HOST-1-IP&gt;</li> <li>- Target IP Address set to &lt;Diface-0-IP&gt;</li> <li>- ARP Sender Hardware Address set to &lt;MAC-ADDR1&gt;</li> </ul> </li> <li>4. TESTER: &lt;HOST-1&gt; Waits up to (&lt;ARP-TOLERANCE-TIME&gt;) second(s) for the ARP cache of DUT to get refreshed</li> <li>5. DUT CONFIGURE: Configure DUT to send an UDP Message from &lt;Diface-0&gt; with <ul style="list-style-type: none"> <li>- Source IP Address set to &lt;Diface-0-IP&gt;</li> <li>- Destination IP Address set to &lt;HOST-1-IP&gt;</li> </ul> </li> <li>6. TESTER: &lt;HOST-1&gt; Listens (up to &lt;ParamListenTime&gt;) on &lt;Diface-0&gt; <ul style="list-style-type: none"> <li>- Target IP Address set to &lt;HOST-1-IP&gt;</li> <li>- Ethernet Destination Address set to &lt;MAC-ADDR1&gt;</li> </ul> </li> <li>7. DUT: Sends UDP Message</li> <li>8. TESTER: &lt;HOST-1&gt; Waits up to (&lt;DYNAMIC-ARP-CACHE-TIMEOUT&gt; + &lt;ARP-TOLERANCE-TIME&gt;) second(s) for the arp cache of DUT to get refreshed</li> <li>9. DUT CONFIGURE: Configure DUT to send an UDP Message from &lt;Diface-0&gt; with <ul style="list-style-type: none"> <li>- Source IP Address set to &lt;Diface-0-IP&gt;</li> <li>- Destination IP Address set to &lt;HOST-1-IP&gt;</li> </ul> </li> <li>10. TESTER: &lt;HOST-1&gt; Listens (up to &lt;ParamListenTime&gt;) on &lt;Diface-0&gt;</li> <li>11. DUT: Sends ARP Request</li> <li>12. CLEANUP: Configure DUT to clear a timeout of &lt;DYNAMIC-ARP-CACHE-TIMEOUT&gt; seconds for the dynamic entries in the ARP Cache of &lt;Diface-0&gt;</li> </ol>
Pass Criteria	7. DUT: Sends UDP Message 11. DUT: Sends ARP Request
Reference	RFC 826 "An Ethernet Address Resolution Protocol", section "Related issue" (SHOULD)

4.2.4.2.28 ARP\_49: ARP timeout (busy)

Synopsis	It may be desirable to have table aging and/or timeouts. (Note: In this test case TESTER expects that DUT should delete a given Dynamic ARP Cache Entry even if it is being used.)
Prerequisites	Check section prerequisites Check section prerequisites 1) DUT has to support ARP table aging 2) <DYNAMIC-ARP-CACHE-TIMEOUT> has a reasonable limit
Test setup	Topology 1
Test Input Parameters	Check section general Input Parameters
Test Procedure	<ol style="list-style-type: none"> <li>1. DUT CONFIGURE: Configure DUT to clear the dynamic entries in the ARP Cache of &lt;Diface-0&gt;                         <ul style="list-style-type: none"> <li>- containing IP Address &lt;HOST-1-IP&gt;</li> </ul> </li> <li>2. DUT CONFIGURE: Configure DUT to set a timeout of &lt;DYNAMIC-ARP-CACHE-TIMEOUT&gt; seconds for the dynamic entries in the ARP Cache of &lt;Diface-0&gt;</li> <li>3. TESTER: &lt;HOST-1&gt; Sends ARP Request to DUT through &lt;Diface-0&gt; containing:                         <ul style="list-style-type: none"> <li>- Sender IP Address set to &lt;HOST-1-IP&gt;</li> <li>- Target IP Address set to &lt;Diface-0-IP&gt;</li> <li>- ARP Sender Hardware Address set to &lt;MAC-ADDR1&gt;</li> </ul> </li> <li>4. TESTER: &lt;HOST-1&gt; Waits up to (&lt;ARP-TOLERANCE-TIME&gt;) second(s) for the ARP cache of DUT to get refreshed</li> <li>5. DUT CONFIGURE: Configure DUT to send an UDP Message from &lt;Diface-0&gt; with                         <ul style="list-style-type: none"> <li>- Source IP Address set to &lt;Diface-0-IP&gt;</li> <li>- Destination IP Address set to &lt;HOST-1-IP&gt;</li> </ul> </li> <li>6. TESTER: &lt;HOST-1&gt; Listens (up to &lt;ParamListenTime&gt;) on &lt;Diface-0&gt;                         <ul style="list-style-type: none"> <li>- Destination IP Address set to &lt;HOST-1-IP&gt;</li> <li>- Ethernet Destination Address set to &lt;MAC-ADDR1&gt;</li> </ul> </li> <li>7. DUT: Sends ICMP Echo Request</li> <li>8. TESTER: &lt;HOST-1&gt; Waits up to (&lt;DYNAMIC-ARP-CACHE-TIMEOUT&gt;/2) second(s) for the ARP cache of DUT to get refreshed</li> <li>9. DUT CONFIGURE: Configure DUT to send an UDP Message from &lt;Diface-0&gt; with                         <ul style="list-style-type: none"> <li>- Source IP Address set to &lt;Diface-0-IP&gt;</li> <li>- Destination IP Address set to &lt;HOST-1-IP&gt;</li> </ul> </li> <li>10. TESTER: &lt;HOST-1&gt; Listens (up to &lt;ParamListenTime&gt;) on &lt;Diface-0&gt;                         <ul style="list-style-type: none"> <li>- Destination IP Address set to &lt;HOST-1-IP&gt;</li> <li>- Ethernet Destination Address set to &lt;MAC-ADDR1&gt;</li> </ul> </li> <li>11. DUT: Sends UDP Message</li> <li>12. TESTER: &lt;HOST-1&gt; Waits up to ((&lt;DYNAMIC-ARP-CACHE-TIMEOUT&gt;/2)+&lt;ARP-TOLERANCE-TIME&gt;) second(s) for the ARP cache of DUT to get refreshed</li> </ol>

OPEN Alliance

	<p>13. DUT CONFIGURE: Configure DUT to send an UDP Message from &lt;Diface-0&gt; with</p> <ul style="list-style-type: none"> <li>- Source IP Address set to &lt;Diface-0-IP&gt;</li> <li>- Destination IP Address set to &lt;HOST-1-IP&gt;</li> </ul> <p>14. TESTER: &lt;HOST-1&gt; Listens (up to &lt;ParamListenTime&gt;) on &lt;Diface-0&gt;</p> <p>15. DUT: Sends ARP Request</p> <p>16. CLEANUP: Configure DUT to clear a timeout of &lt;DYNAMIC-ARP-CACHE-TIMEOUT&gt; seconds for the dynamic entries in the ARP Cache of &lt;Diface-0&gt;</p>
Pass Criteria	<p>7. DUT: Sends UDP Message</p> <p>11. DUT: Sends UDP Message</p> <p>15. DUT: Sends ARP Request</p>
Reference	RFC 826 "An Ethernet Address Resolution Protocol", section "Related issue" (MAY)
Notes	



## 4.3 Internet Control Message Protocol Version 4 (ICMPv4)

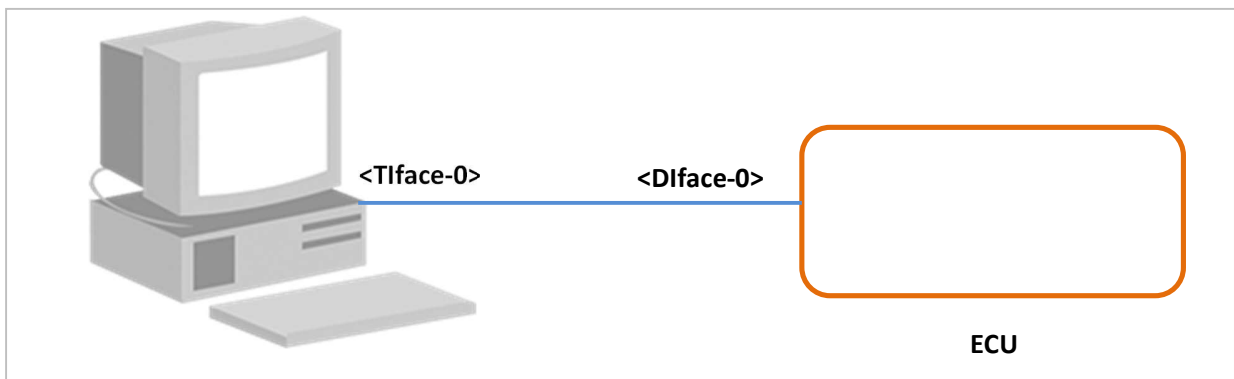
### 4.3.1 General

#### 4.3.1.1 Referenced specification

The scope of this chapter is to specify test cases for the Internet Control Message Protocol Version 4 (ICMPv4) from the following standards:

- RFC 792 - Internet Control Message Protocol
- RFC 1122 - Requirements for Internet Hosts -- Communication Layers
- RFC 1812 - Requirements for IP Version 4 Routers

#### 4.3.1.2 Simulated topologies



#### 4.3.1.3 Required topology related configuration (prerequisites)

- This test suite expects to be running against an IP stack
- All tests run with one interface

**4.3.1.4 Coverage**

Specification Document	Section Number	Test Category	Test Number(s)
RFC 792: Internet Control Message Protocol		Error Handling	ICMPv4_ERROR_1 to ICMPv4_ERROR_3
RFC 1122: Requirements for Internet Hosts	3.2.2	Error Handling	ICMPv4_ERROR_4, ICMPv4_ERROR_5
RFC 792: Internet Control Message Protocol	4.3.3.2	ICMP Types	ICMPv4_TYPE_1 to ICMPv4_TYPE_12, ICMPv4_TYPE_16 to ICMPv4_TYPE_18, ICMPv4_TYPE_21, ICMPv4_TYPE_22

### 4.3.2 Parameters used in the tests

Parameter used in test	Description
<idfr>	Identifier used in the ICMP Messages to identify an ICMP Message
<seqno>	Sequence Numbers used in ICMP Messages to identify an ICMP Message
<broadcast-address>	IP broadcast address
<origTimestampValue>	Time the sender last touched a message before sending it. It is 32 bits of milliseconds since midnight UT.
<invalidChecksum>	This is the checksum which is different from the calculated checksum, i.e different from 16 bit one's complement of the one's complement sum of the ICMP message starting with the ICMP Type.
<ListenTime>	This is the maximum time interval for which TESTER waits for an ICMP Reply packet. This defaults to 3 seconds unless DUT configuration specifies otherwise.
<UnusedUDPPort>	An unused UDP port available on the DUT.
<FragReassemblyTimeout>	The fragment reassembly timeout. This defaults to 15 seconds.
<DUTSupportsIPOptions>	Automotive ECUs may not support IP options, either for performance or security reasons. TRUE indicates DUT supports IP options FALSE indicates DUT does not support IP options Default: TRUE
<TriggerTime>	This is the maximum time interval for which TESTER waits for a packet for cases when a certain event has to be manually triggered on the DUT either by some protocol timer or using some external mechanism. This defaults to 30 seconds unless DUT configuration specifies otherwise.
<unsupportedProtocol>	This is an IP protocol number that is not supported by the DUT.
<unknownType>	This is an ICMP type that is not assigned by any RFC.
<unreachablePort>	This defines a process port which is not active.
<InvalidICMPType>	This defines an invalid ICMP Type
<ipTypeUDP>	This defines the IP Protocol Type UDP and has the value 17

## OPEN Alliance

NOTE: As a general test pattern it can be assumed that all events will be guarded by a timer, e.g. receiving or non-receiving of message. Due to the difference nature of guarding, different default values can be assumed:

- Guarding user interactions: 30 seconds
- Guarding awaiting of response: 3 seconds
- Guarding awaiting of no response: 10 seconds

Protocol should be mentioned in the respective test cases.

### 4.3.3 Test cases ICMPv4

#### 4.3.3.1 Error Handling

##### 4.3.3.1.1 ICMPv4\_ERROR\_02: ICMP messages are only sent for fragment 0

Synopsis	Also ICMP messages are only sent about errors in handling fragment zero of fragmented datagrams. (Note: This tests that ICMP error message is sent on receiving the fragment having Fragment Offset field set to zero. This test is ran when <DUTSupportsIPOptions> is TRUE)
Prerequisites	Check section prerequisites
Test setup	Topology 1
Test Input Parameters	Check section "Parameters used in the tests"
Test Procedure	<ol style="list-style-type: none"> <li>1. TESTER: Construct an ICMP Echo Request. Send an IP packet to &lt;Diface-0&gt;, containing: <ul style="list-style-type: none"> <li>- Source Address field set to address of host-1</li> <li>- Destination Address field set to address of DUT</li> <li>- Fragment Offset field set to zero</li> <li>- Flags field, containing: <ul style="list-style-type: none"> <li>- MF bit set to 1</li> </ul> </li> <li>- IP Options, containing: <ul style="list-style-type: none"> <li>- One Internet Timestamp option, containing: <ul style="list-style-type: none"> <li>- length field set to 10</li> <li>- pointer field set to 9</li> <li>- one timestamp value</li> </ul> </li> <li>- first half of the constructed ICMP packet</li> </ul> </li> </ul> </li> <li>2. TESTER: Listen (for up to &lt;ListenTime&gt; seconds) on &lt;Diface-0&gt;</li> <li>3. DUT: Send one ICMP Parameter Problem message</li> <li>4. TESTER: Verify that the received ICMP Parameter Problem Message contains: <ul style="list-style-type: none"> <li>- Pointer field set to 22 (Basic IP Header length (20) + third octet (pointer field of timestamp option))</li> </ul> </li> </ol>
Pass Criteria	<ol style="list-style-type: none"> <li>3. DUT: Send one ICMP Parameter Problem message</li> <li>4. TESTER: Verify that the received ICMP Parameter Problem Message contains: <ul style="list-style-type: none"> <li>- Pointer field set to 22 (Basic IP Header length (20) + third octet (pointer field of timestamp option))</li> </ul> </li> </ol>
Reference	RFC 792 p1 Introduction (MUST)

4.3.3.1.2 ICMPv4\_ERROR\_03: ICMP messages are not sent when fragment not 0

Synopsis	Also ICMP messages are only sent about errors in handling fragment zero of fragmented datagrams. (Note: This tests that ICMP error message is not sent on receiving non zero fragment i.e Fragment Offset field set to non-zero value. This test is ran when <DUTSupportsIPOptions> is TRUE)
Prerequisites	Check section prerequisites
Test setup	Topology 1
Test Input Parameters	Check section “Parameters used in the tests”
Test Procedure	<p>1. TESTER: Construct an ICMP Echo Request. Send an IP packet to &lt;Diface-0&gt;, containing:</p> <ul style="list-style-type: none"> <li>- Source Address field set to address of host-1</li> <li>- Destination Address field set to address of DUT</li> <li>- Fragment Offset field set to zero</li> <li>- Flags field, containing: <ul style="list-style-type: none"> <li>- MF bit set to 1</li> </ul> </li> <li>- IP Options, containing: <ul style="list-style-type: none"> <li>- One Internet Timestamp option, containing: <ul style="list-style-type: none"> <li>- length field set to 12</li> <li>- pointer field set to 9</li> <li>- one timestamp value</li> </ul> </li> </ul> </li> </ul> <p>- first half of the constructed ICMP packet</p> <p>2. TESTER: Send an IP packet to &lt;Diface-0&gt;, containing:</p> <ul style="list-style-type: none"> <li>- Source Address field set to address of host-1</li> <li>- Destination Address field set to address of DUT</li> <li>- Fragment Offset field set to data size sent in first IP packet in unit of 8-octets</li> <li>- Flags first, containing: <ul style="list-style-type: none"> <li>- MF bit set to zero</li> </ul> </li> <li>- IP Options, containing: <ul style="list-style-type: none"> <li>- One Internet Timestamp option, containing: <ul style="list-style-type: none"> <li>- length field set to 10</li> <li>- pointer field set to 9</li> <li>- one timestamp value</li> </ul> </li> </ul> </li> </ul> <p>- last half of the constructed ICMP packet</p> <p>3. TESTER: Listen (for up to &lt;ListenTime&gt; seconds) on &lt;Diface-0&gt;</p> <p>4. DUT: Do not send ICMP Parameter Problem messages</p>
Pass Criteria	4. DUT: Do not send ICMP Parameter Problem messages
Reference	RFC 792 p1 Introduction (MUST)
Notes	

4.3.3.1.3 ICMPv4\_ERROR\_04: ICMP messages are not sent for broadcast address

Synopsis	An ICMP error message MUST NOT be sent as the result of receiving a datagram destined to an IP broadcast. (Note: This test is ran when <DUTSupportsIPOptions> is TRUE)
Prerequisites	Check section prerequisites
Test setup	Topology 1
Test Input Parameters	Check section “Parameters used in the tests”
Test Procedure	<ol style="list-style-type: none"> <li>1. TESTER: Send an ICMP Echo Request to &lt;Diface-0&gt;, containing: <ul style="list-style-type: none"> <li>- IP Source Address field set to address of host-1</li> <li>- IP Destination Address field set to &lt;broadcast-address&gt;</li> <li>- IP Options, containing: <ul style="list-style-type: none"> <li>- One Internet Timestamp option, containing: <ul style="list-style-type: none"> <li>- length field set to 10</li> <li>- pointer field set to 9</li> <li>- one timestamp value</li> </ul> </li> </ul> </li> </ul> </li> <li>2. TESTER: Listen (for up to &lt;ListenTime&gt; seconds) on &lt;Diface-0&gt;</li> <li>3. DUT: Do not send ICMP Parameter Problem Message</li> </ol>
Pass Criteria	3. DUT: Do not send ICMP Parameter Problem Message
Reference	RFC 1122 s3.2.2 p39 Internet Control Message Protocol -- ICMP (MUST)
Notes	

4.3.3.1.4 ICMPv4\_ERROR\_05: Unknown ICMP message types are ignored

Synopsis	If an ICMP message of unknown type is received, it MUST be silently discarded.
Prerequisites	Check section prerequisites
Test setup	Topology 1
Test Input Parameters	Check section "Parameters used in the tests"
Test Procedure	<ol style="list-style-type: none"> <li>1. TESTER: Send an ICMP Message to &lt;Diface-0&gt;, containing: <ul style="list-style-type: none"> <li>- IP Source Address field set to address of host-1</li> <li>- IP Destination Address field set to address of DUT</li> <li>- Type field set to &lt;InvalidICMPType&gt;</li> </ul> </li> <li>2. TESTER: Listen (for up to &lt;ListenTime&gt; seconds) on &lt;Diface-0&gt;</li> <li>3. DUT: Do not send any ICMP Message</li> </ol>
Pass Criteria	3. DUT: Do not send any ICMP Message
Reference	RFC 1122 s3.2.2 p38 Internet Control Message Protocol -- ICMP (MUST)
Notes	



### 4.3.3.2 ICMP Types

#### 4.3.3.2.1 ICMPv4\_TYPE\_04: Do not send ICMP Time Exceeded message if missing fragment 0

Synopsis	If fragment zero is not available then no time exceeded need be sent at all.
Prerequisites	Check section prerequisites
Test setup	Topology 1
Test Input Parameters	Check section "Parameters used in the tests"
Test Procedure	<ol style="list-style-type: none"> <li>1. TESTER: Construct an ICMP Echo Request. Send an IP packet to &lt;Diface-0&gt;, containing: <ul style="list-style-type: none"> <li>- Source Address field set to address of host-1</li> <li>- Destination Address field set to address of DUT</li> <li>- Fragment Offset field set to half of the constructed ICMP packet in unit of 8-octets</li> <li>- Flags field, containing: <ul style="list-style-type: none"> <li>- MF bit set to zero</li> <li>- last half of the constructed ICMP packet</li> </ul> </li> </ul> </li> <li>2. TESTER: Wait for &lt;FragReassemblyTimeout&gt; seconds</li> <li>3. TESTER: Listen (for up to &lt;ListenTime&gt; seconds) on &lt;Diface-0&gt;</li> <li>4. DUT: Do not send ICMP Time Exceeded message</li> </ol>
Pass Criteria	4. DUT: Do not send ICMP Time Exceeded message
Reference	RFC 792 p7 Time Exceeded Message (MUST)
Notes	

## 4.3.3.2.2 ICMPv4\_TYPE\_05: Discard messages with header parameter problem

Synopsis	If the gateway or host processing a datagram finds a problem with the header parameters such that it cannot complete processing the datagram it must discard the datagram. (Note: This test is ran when <DUTSupportsIPOptions> is TRUE)
Prerequisites	Check section prerequisites
Test setup	Topology 1
Test Input Parameters	Check section "Parameters used in the tests"
Test Procedure	<ol style="list-style-type: none"> <li>1. TESTER: Send an ICMP Echo Request to &lt;Diface-0&gt;, containing: <ul style="list-style-type: none"> <li>- IP Source Address field set to address of host-1</li> <li>- IP Destination Address field set to address of DUT</li> <li>- IP Options, containing: <ul style="list-style-type: none"> <li>- One Internet Timestamp option, containing: <ul style="list-style-type: none"> <li>- length field set to 10</li> <li>- pointer field set to 9</li> <li>- one timestamp value</li> </ul> </li> </ul> </li> </ul> </li> <li>2. TESTER: Listen (for upto &lt;ListenTime&gt; seconds) on &lt;Diface-0&gt;</li> <li>3. DUT: Discard the ICMP Echo Request and do not send ICMP Echo Reply</li> </ol>
Pass Criteria	3. DUT: Discard the ICMP Echo Request and do not send ICMP Echo Reply
Reference	RFC 792 p9 Parameter Problem Message (MUST)
Notes	

4.3.3.2.3 ICMPv4\_TYPE\_08: ICMP Echo Reply message data field

Synopsis	The data received in the echo message must be returned in the echo reply message.
Prerequisites	Check section prerequisites
Test setup	Topology 1
Test Input Parameters	Check section "Parameters used in the tests"
Test Procedure	<ol style="list-style-type: none"> <li>1. TESTER: Send an ICMP Echo Request to &lt;Diface-0&gt;, containing: <ul style="list-style-type: none"> <li>- IP Source Address field set to address of host-1</li> <li>- IP Destination Address field set to address of DUT</li> <li>- Data field set to "ECU NETWORK VALIDATION TEST"</li> </ul> </li> <li>2. TESTER: Listen (for up to &lt;ListenTime&gt; seconds) on &lt;Diface-0&gt;</li> <li>3. DUT: Send ICMP Echo Reply</li> <li>4. TESTER: Verify that the received ICMP Echo Reply contains: <ul style="list-style-type: none"> <li>- Data field set to "ECU NETWORK VALIDATION TEST"</li> </ul> </li> </ol>
Pass Criteria	<ol style="list-style-type: none"> <li>3. DUT: Send ICMP Echo Reply</li> <li>4. TESTER: Verify that the received ICMP Echo Reply contains: <ul style="list-style-type: none"> <li>- Data field set to "ECU NETWORK VALIDATION TEST"</li> </ul> </li> </ol>
Reference	RFC 792 p15 Echo or Echo Reply Message (MUST)
Notes	

4.3.3.2.4 ICMPv4\_TYPE\_09: ICMP Echo Reply message id and sequence field

Synopsis	The identifier and sequence number may be used by the echo sender to aid in matching the replies with the echo requests.
Prerequisites	Check section prerequisites
Test setup	Topology 1
Test Input Parameters	Check section “Parameters used in the tests”
Test Procedure	<ol style="list-style-type: none"> <li>1. TESTER: Send an ICMP Echo Request to &lt;Diface-0&gt;, containing: <ul style="list-style-type: none"> <li>- IP Source Address field set to address of host-1</li> <li>- IP Destination Address field set to address of DUT</li> <li>- Identifier field set to &lt;idfr&gt;</li> <li>- Sequence Number field set to &lt;seqno&gt;</li> </ul> </li> <li>2. TESTER: Listen (for up to &lt;ListenTime&gt; seconds) on &lt;Diface-0&gt;</li> <li>3. DUT: Send ICMP Echo Reply</li> <li>4. TESTER: Verify that the received ICMP Echo Reply contains: <ul style="list-style-type: none"> <li>- Identifier field set to &lt;idfr&gt;</li> <li>- Sequence Number field set to &lt;seqno&gt;</li> </ul> </li> </ol>
Pass Criteria	<ol style="list-style-type: none"> <li>3. DUT: Send ICMP Echo Reply</li> <li>4. TESTER: Verify that the received ICMP Echo Reply contains: <ul style="list-style-type: none"> <li>- Identifier field set to &lt;idfr&gt;</li> <li>- Sequence Number field set to &lt;seqno&gt;</li> </ul> </li> </ol>
Reference	RFC 792 p15 Echo or Echo Reply Message (MAY)
Notes	

4.3.3.2.5 ICMPv4\_TYPE\_10: ICMP checksum is checked

Synopsis	The checksum is the 16-bit one's complement of the one's complement sum of the ICMP message starting with the ICMP Type. For computing the checksum, the checksum field should be zero. If the total length is odd, the received data is padded with one octet of zeros for computing the checksum. (Note: This tests that a node does not send ICMP Echo Reply if ICMP Checksum is incorrect).
Prerequisites	Check section prerequisites
Test setup	Topology 1
Test Input Parameters	Check section "Parameters used in the tests"
Test Procedure	<ol style="list-style-type: none"> <li>1. TESTER: Send an ICMP Echo Request to &lt;Diface-0&gt;, containing: <ul style="list-style-type: none"> <li>- IP Source Address field set to address of host-1</li> <li>- IP Destination Address field set to address of DUT</li> <li>- Checksum field set to &lt;invalidChecksum&gt;</li> </ul> </li> <li>2. TESTER: Listen (for up to &lt;ListenTime&gt; seconds) on &lt;Diface-0&gt;</li> <li>3. DUT: Do not send ICMP Echo Reply</li> </ol>
Pass Criteria	3. DUT: Do not send ICMP Echo Reply
Reference	RFC 792 p15 Echo or Echo Reply Message (MUST)
Notes	

4.3.3.2.6 ICMPv4\_TYPE\_11: ICMP Timestamp Reply message content

Synopsis	The data received (a timestamp) in the message is returned in the reply together with an additional timestamp.
Prerequisites	Check section prerequisites
Test setup	Topology 1
Test Input Parameters	Check section “Parameters used in the tests”
Test Procedure	<ol style="list-style-type: none"> <li>1. TESTER: Send an ICMP Timestamp Message to &lt;Diface-0&gt;, containing: <ul style="list-style-type: none"> <li>- IP Source Address field set to address of host-1</li> <li>- IP Destination Address field set to address of DUT</li> <li>- Originate Timestamp field set to &lt;origTimestampValue&gt;</li> <li>- Receive Timestamp field set to zero</li> </ul> </li> <li>2. TESTER: Listen (for up to &lt;ListenTime&gt; seconds) on &lt;Diface-0&gt;</li> <li>3. DUT: Send ICMP Timestamp Reply</li> <li>4. TESTER: Verify that the received ICMP Timestamp Reply contains: <ul style="list-style-type: none"> <li>- Originate Timestamp field set to &lt;origTimestampValue&gt;</li> <li>- Receive Timestamp field set to non-zero</li> <li>- Transmit Timestamp field set to non-zero</li> </ul> </li> </ol>
Pass Criteria	<ol style="list-style-type: none"> <li>3. DUT: Send ICMP Timestamp Reply</li> <li>4. TESTER: Verify that the received ICMP Timestamp Reply contains: <ul style="list-style-type: none"> <li>- Originate Timestamp field set to &lt;origTimestampValue&gt;</li> <li>- Receive Timestamp field set to non-zero</li> <li>- Transmit Timestamp field set to non-zero</li> </ul> </li> </ol>
Reference	RFC 792 p17 Timestamp or Timestamp Reply Message (MAY)
Notes	

4.3.3.2.7 ICMPv4\_TYPE\_12: ICMP Timestamp Reply message id and sequence field

Synopsis	The identifier and sequence number may be used by the echo sender to aid in matching the replies with the requests.
Prerequisites	Check section prerequisites
Test setup	Topology 1
Test Input Parameters	Check section “Parameters used in the tests”
Test Procedure	<ol style="list-style-type: none"> <li>1. TESTER: Send an ICMP Timestamp Message to &lt;Diface-0&gt;, containing: <ul style="list-style-type: none"> <li>- IP Source Address field set to address of host-1</li> <li>- IP Destination Address field set to address of DUT</li> <li>- Identifier field set to &lt;idfr&gt;</li> <li>- Sequence Number field set to &lt;seqno&gt;</li> </ul> </li> <li>2. TESTER: Listen (for up to &lt;ListenTime&gt; seconds) on &lt;Diface-0&gt;</li> <li>3. DUT: Send ICMP Timestamp Reply</li> <li>4. TESTER: Verify that the received ICMP Timestamp Reply contains: <ul style="list-style-type: none"> <li>- Identifier field set to &lt;idfr&gt;</li> <li>- Sequence Number field set to &lt;seqno&gt;</li> </ul> </li> </ol>
Pass Criteria	<ol style="list-style-type: none"> <li>3. DUT: Send ICMP Timestamp Reply</li> <li>4. TESTER: Verify that the received ICMP Timestamp Reply contains: <ul style="list-style-type: none"> <li>- Identifier field set to &lt;idfr&gt;</li> <li>- Sequence Number field set to &lt;seqno&gt;</li> </ul> </li> </ol>
Reference	RFC 792 p17 Timestamp or Timestamp Reply Message (MAY)
Notes	

4.3.3.2.8 ICMPv4\_TYPE\_16: Ensure that the DUT does not accept an ICMPv4 Information Request and does not generate a ICMPv4 Information Reply

Synopsis	A host SHOULD NOT implement these messages. [Note: referring to Information Request or Information Reply Message]
Prerequisites	None
Test setup	Topology 1
Test Input Parameters	Check section general Input Parameters
Test Procedure	<p>1) TESTER: Send an ICMP Information Request to &lt;Diface-0&gt;, containing:</p> <ul style="list-style-type: none"> <li>- IP Source Address field set to network portion of IP address of host-1</li> <li>- IP Destination Address field set to zero</li> <li>- Identifier field set to &lt;idfr&gt;</li> <li>- Sequence Number field set to &lt;seqno&gt;</li> </ul> <p>2) TESTER: Listen (for upto &lt;ListenTime&gt; seconds) on &lt;Diface-0&gt;</p> <p>3) DUT: Do not send ICMP Information Reply</p>
Pass Criteria	<p>Pass criteria:</p> <p>3) DUT: Do not send ICMP Information Reply</p>
Test Iterations	
Reference	Derived from RFC792, RFC1122 3.2.2.7
Notes	



4.3.3.2.9 ICMPv4\_TYPE\_18: Send ICMP Destination Unreachable for unknown protocol

Synopsis	A host must respond to an IPv4 Packet containnig an <unsupportedProtocol>, by sending a Destination Unreachable message including the Protcol Unreachable code.
Prerequisites	None
Test setup	Topology 1
Test Input Parameters	Check section general Input Parameters
Test Procedure	1. TESTER: Send an IPv4 Packet with protocol value of <unsupportedProtocol> 2. DUT: Sends ICMPv4 Destination Unreachable message indicating Protocol Unreachable
Pass Criteria	2. DUT: Sends ICMPv4 Destination Unreachable message indicating Protocol Unreachable
Test Iterations	
Reference	Derived from RFC792, RFC1122 3.2.2.1
Notes	

4.3.3.2.10 ICMPv4\_TYPE\_22: Send ICMP Echo Reply on receiving ICMP Echo Request

Synopsis	A host must respond to all ICMP Echo Requests sent to it, by sending an ICMP Echo Reply back to the sender of ICMP Echo Request.
Prerequisites	Check section prerequisites
Test setup	Topology 1
Test Input Parameters	Check section “Parameters used in the tests”
Test Procedure	1. TESTER: Send an ICMP Echo Request to <Diface-0>, containing: - IP Source Address field set to address of host-1 - IP Destination Address field set to address of DUT 2. TESTER: Listen (for up to <ListenTime> seconds) on <Diface-0> 3. DUT: Send ICMP Echo Reply
Pass Criteria	3. DUT: Send ICMP Echo Reply
Reference	RFC 792 p15 Echo or Echo Reply Message (MUST)
Notes	

## **4.4 Internet Protocol Version 4 (IPv4)**

### **4.4.1 General**

#### ***4.4.1.1 Referenced specification***

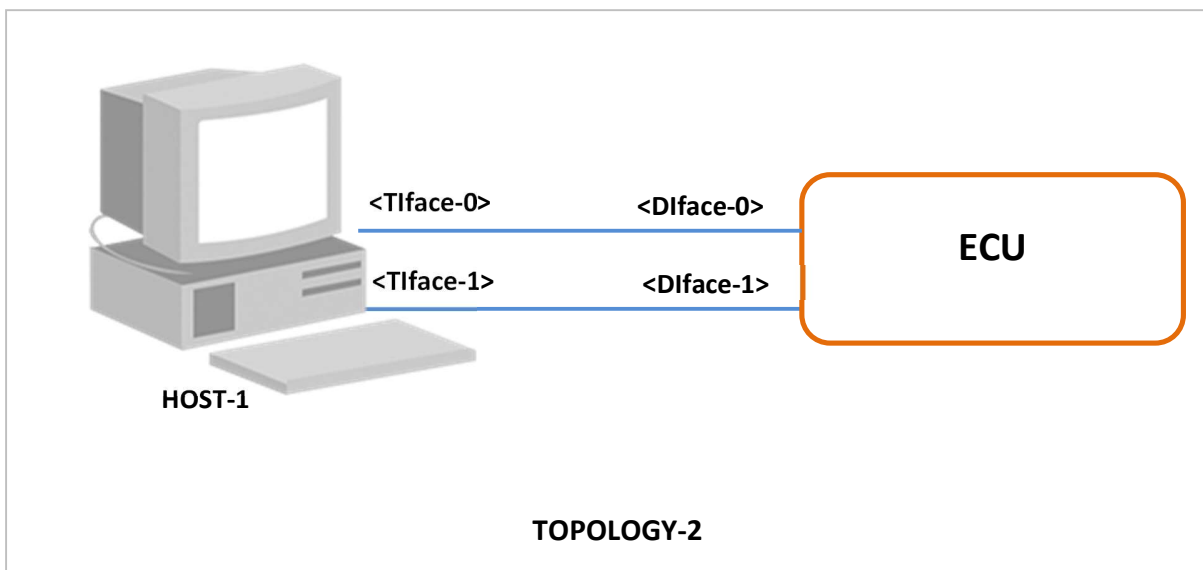
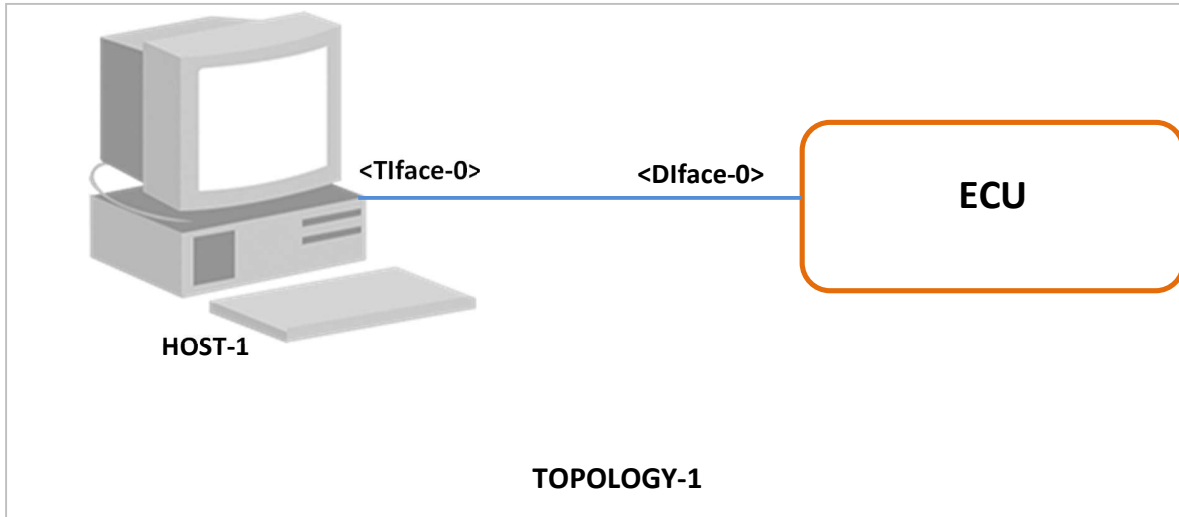
The scope of this chapter is to specify test cases for the Internet Protocol Version 4 (IPv4) from the following standards:

- RFC 791 - INTERNET PROTOCOL, DARPA INTERNET PROGRAM PROTOCOL SPECIFICATION
- RFC 1122 - Requirements for Internet Hosts - Communication Layers

Though the focus of conformance testing has been limited to the above mentioned specification documents we have relied heavily upon the following document as specification for transmission of IP Datagrams over Ethernet Options:

- RFC 894 - A Standard for the Transmission of IP Datagrams over Ethernet Networks

#### 4.4.1.2 Simulated topologies



#### 4.4.1.3 Required topology related configuration

- This test suite expects to be running against an IP stack

#### 4.4.1.4 Coverage

Specification Document	Section Number	Test Category	Test Number(s)
RFC 791	3.1	IPv4 Header	IPv4_HEADER_01 to IPv4_HEADER_05, IPv4_HEADER_08, IPv4_HEADER_09
RFC 791	3.1	IPv4 Checksum	IPv4_CHECKSUM_01, IPv4_CHECKSUM_02, IPv4_CHECKSUM_04, IPv4_CHECKSUM_05
RFC 791	3.1	IPv4 Time to Live	IPv4_TTL_01 , IPv4_TTL_03 to IPv4_TTL_05
RFC 791	3.1	IPv4 Version Number	IPv4_VERSION_01, IPv4_VERSION_03, IPv4_VERSION_04
RFC 791	3.2	IPv4 Addressing	IPv4_ADDRESSING_01 to IPv4_ADDRESSING_03
RFC 791	2.3	IPv4 Fragments	IPv4_FRAGMENTS_1 to IPv4_FRAGMENTS_5
RFC 791	3.2	IPv4 Options	IPv4_OPTIONS_1 to IPv4_OPTIONS_14
RFC 791	3.2	IPv4 Reassembly	IPv4_REASSEMBLY_01 to IPv4_REASSEMBLY_11

#### 4.4.2

### 4.4.3 Parameters used in the tests

Parameter used in test	Description
<validTTL>	Time To Live field value used in IP packet to be sent. If the packet is to be forwarded then this value must be greater than 2
<invalidChecksum>	This is the checksum which is different from the calculated checksum, i.e. different from 16 bit one's complement of the one's complement sum of all 16 bit words in the header..
<id> - <id1> <id2>	Identification of the IP packet
<LargeTTLValue>	Time To Live value in a fragmented packet. This value is greater than the initial reassemble timer setting <ipIniReassembleTimeout>
<LowTTLValue>	Time To Live value in a fragmented packet. This value is less than the initial reassemble timer setting <ipIniReassembleTimeout>
<non-reserve-value>	A value which is not zero.
<limitedBroadcastAddress>	The limited broadcast address addresses every host on the connected physical network. {-1, -1} -> 255.255.255.255
<directedBroadcastAddress>	The directed broadcast address addresses a specific group in the network. {<Network-number>, -1}, e.g. 192.168.255.255
<loopBackAddress>	The internal host loopback address, e.g. 127.0.0.1
<MTU>	The Maximum Transmission Unit size.
<IP_VERSION_4>	indicates that IPv4 is used in the current message Default value: 0x45
<ipTypeICMP>	Default value: 0x01 indicates the following protocol type, in this case ICMP
<ipIniReassembleTimeout>	Default value: depends on used controller Time to wait for cleaning of the buffer with fragmented and malformed messages.
<ipTypeTCP>	Default value: 0x06 indicates the following protocol type, in this case TCP

NOTE: As a general test pattern it can be assumed that all events will be guarded by a timer, e.g. receiving or non-receiving of message. Due to the difference nature of guarding, different default values can be assumed:

- Guarding user interactions: 30 seconds
- Guarding awaiting of response: 3 seconds
- Guarding awaiting of no response: 10 seconds

Protocol should be mentioned in the respective test cases.

Restriction Level: OPEN Technical Members Only

OPEN Alliance Automotive Ethernet ECU Test Specification Layer 3-7 Oct-19

## 4.4.4 IPv4 Test cases

### 4.4.4.1 IPv4 Header

4.4.4.1.1 IPv4\_HEADER\_01: Ensure that the DUT generates an IPv4 Packet with a Total Length greater than or equal to 20.

Synopsis	Ensure that when the DUT is requested to generate an IPv4 packet, then the DUT generates an IPv4 Packet containing an IPv4 Header containing a Total Length indicating a value greater than or equal to 20.
Prerequisites	None
Test setup	Topology 1
Test Input Parameters	Check section general Input Parameters
Test Procedure	1. TESTER: Send an ICMPv4 Echo Request. 2. DUT: Generates an ICMPv4 Echo Reply including a Total Length Frame in the IPv4 Header greater or equal to 20
Pass Criteria	2. DUT: Generates an ICMPv4 Echo Reply including a Total Length Frame in the IPv4 Header greater or equal to 20
Test Iterations	
Reference	Derived from RFC791, section 3.1
Notes	

4.4.4.1.2 IPv4\_HEADER\_02: Ensure that the DUT discards an IPv4 Packet with an invalid Header Length

Synopsis	Ensure that when the DUT receives an IPv4 packet containing an IPv4 Header containing a Header Length indicating a value less than 20, then the DUT discards the IPv4 Packet silently.
Prerequisites	None
Test setup	Topology 1
Test Input Parameters	Check section general Input Parameters
Test Procedure	1. TESTER: Send an ICMPv4 Echo Request with a header length indicating a value less than 20 2. DUT: Does not send an ICMPv4 Echo Reply
Pass Criteria	2. DUT: Does not send an ICMPv4 Echo Reply
Test Iterations	
Reference	Derived from RFC791, section 3.1
Notes	

4.4.4.1.3 IPv4\_HEADER\_03: Ensure that the DUT generates an IPv4 Packet with the Source Address being one of its IPv4 Addresses

Synopsis	Ensure that when the DUT is requested to generate an IPv4 packet, then the DUT sends an IPv4 Packet containing an IPv4 Header containing a Source Address indicating one of its defined IPv4 addresses.
Prerequisites	None
Test setup	Topology 1
Test Input Parameters	Check section general Input Parameters
Test Procedure	1. TESTER: Send an ICMPv4 Echo Request 2. DUT: Generates an ICMPv4 Echo Reply with Source Address being one of its defined IPv4 addresses.
Pass Criteria	2. DUT: Generates an ICMPv4 Echo Reply with Source Address being one of its defined IPv4 addresses
Test Iterations	
Reference	Derived from RFC791 section 3.1, 3.2, RFC1122 section 3.2.1.3
Notes	



4.4.4.1.4 IPv4\_HEADER\_04: Ensure that the DUT discards an IPv4 Packet with an incorrect Destination Address

Synopsis	Ensure that when the DUT receives an IPv4 packet containing an IPv4 Header containing a Destination Address indicating a value different from the DUT's IPv4 address and is not a Broadcast or Multicast address, then the DUT discards the IPv4 Packet silently.
Prerequisites	None
Test setup	Topology 1
Test Input Parameters	Check section general Input Parameters
Test Procedure	1. TESTER: Send an ICMPv4 Echo Request with destination address different than the DUT's IPv4 address 2. DUT: Does not send an ICMPv4 Echo Reply
Pass Criteria	2. DUT: Does not send an ICMPv4 Echo Reply
Test Iterations	
Reference	Derived from RFC791 section 3.1, 3.2, RFC1122 section 3.2.1.3
Notes	

4.4.4.1.5 IPv4\_HEADER\_05: IP Maximum datagram length check

Synopsis	All hosts must be prepared to accept datagrams of up to 576 octets.
Prerequisites	Check section prerequisites
Test setup	Topology 1
Test Input Parameters	Check section general Input Parameters
Test Procedure	<ol style="list-style-type: none"> <li>1. TESTER: Send an ICMP Echo Request to &lt;Diface-0&gt;, containing: <ul style="list-style-type: none"> <li>- IP Source Address field set to address of host-1</li> <li>- IP Destination Address field set to address of DUT</li> <li>- IP Total Length field set to 576</li> <li>- IP Payload field, containing: <ul style="list-style-type: none"> <li>- 556 bytes data</li> </ul> </li> </ul> </li> <li>2. TESTER: Listen (for upto &lt;ListenTime&gt; seconds) on &lt;Diface-0&gt;</li> <li>3. DUT: Send ICMP Echo Reply</li> <li>4. TESTER: Verify that Identifier, Sequence Number and Data of ICMP Echo Reply are same as those of ICMP Echo Request sent</li> </ol>
Pass Criteria	<ol style="list-style-type: none"> <li>3. DUT: Send ICMP Echo Reply</li> <li>4. TESTER: Verify that Identifier, Sequence Number and Data of ICMP Echo Reply are same as those of ICMP Echo Request sent</li> </ol>
Test Iterations	
Notes	Derived from RFC 791 s3.1 p13 Internet Header Format (MUST)

4.4.4.1.6 IPv4\_HEADER\_08: IP Header length validation

Synopsis	Internet Header Length is the length of the internet header in 32 bit words, and thus points to the beginning of the data. Note that the minimum value for a correct header is 5. (Note: Tests that DUT discards a packet with total length smaller than implied by IHL value)
Prerequisites	Check section prerequisites
Test setup	Topology 1
Test Input Parameters	Check section general Input Parameters
Test Procedure	<ol style="list-style-type: none"> <li>1. TESTER: Send an ICMP Echo Request to &lt;Diface-0&gt;, containing: <ul style="list-style-type: none"> <li>- IP Source Address field set to address of host-1</li> <li>- IP Destination Address field set to address of DUT</li> <li>- Data field set to "ECU NETWORK VALIDATION TEST"</li> <li>- IP IHL field set to 13</li> </ul> </li> <li>2. TESTER: Listen (for up to &lt;ListenTime&gt; seconds) on &lt;Diface-0&gt;</li> <li>3. DUT: Does not Send ICMP Echo Reply</li> </ol>
Pass Criteria	3. DUT: Does not Send ICMP Echo Reply
Test Iterations	
Notes	Derived from RFC 791 s3.1 p11 Internet Header Format (MUST)

4.4.4.1.7 IPv4\_HEADER\_09: IP Total Length validation

Synopsis	Total Length is the length of the datagram, measured in octets, including internet header and data. (Note: Tests that DUT discards a packet with total length bigger than the actual transmitted data)
Prerequisites	Check section prerequisites
Test setup	Topology 1
Test Input Parameters	Check section general Input Parameters
Test Procedure	<ol style="list-style-type: none"> <li>1. TESTER: Send an ICMP Echo Request to &lt;Diface-0&gt;, containing: <ul style="list-style-type: none"> <li>- IP Source Address field set to address of host-1</li> <li>- IP Destination Address field set to address of DUT</li> <li>- Data field set to "ECU NETWORK VALIDATION TEST"</li> <li>- IP Total Length field set to 48</li> </ul> </li> <li>2. TESTER: Listen (for up to &lt;ListenTime&gt; seconds) on &lt;Diface-0&gt;</li> <li>3. DUT: Does not Send ICMP Echo Reply</li> </ol>
Pass Criteria	3. DUT: Does not Send ICMP Echo Reply
Test Iterations	
Notes	Derived from RFC 791 s3.1 p13 Internet Header Format (MUST)

### 4.4.4.2 IPv4 Checksum

#### 4.4.4.2.1 IPv4\_CHECKSUM\_02: IP Checksum method validation on receiving

Synopsis	If the header checksum fails, the internet datagram is discarded at once by the entity which detects the error.
Prerequisites	None
Test setup	Topology 1
Test Input Parameters	Check section general Input Parameters
Test Procedure	<ol style="list-style-type: none"> <li>1. TESTER: Send an ICMPv4 Echo Request with Header Checksum indicating &lt;invalidChecksum&gt;</li> <li>2. DUT: Does not send an ICMPv4 Echo Reply</li> </ol>
Pass Criteria	<ol style="list-style-type: none"> <li>2. DUT: Does not send an ICMPv4 Echo Reply</li> </ol>
Test Iterations	
Reference	Derived from RFC791 section 3.1, RFC1122 section 3.2.1.2
Notes	

4.4.4.2.2 IPv4\_CHECKSUM\_05: IP Checksum method validation

Synopsis	The checksum field is the 16 bit one's complement of the one's complement sum of all 16 bit words in the header. For purposes of computing the checksum, the value of the checksum field is zero. (Note: Here we send an Echo Request with checksum calculated according to rfc. DUT receives this Echo Request, verifies the Echo Request and then sends Echo Reply. We then verify that DUT uses the checksum calculation method according to rfc)
Prerequisites	Check section prerequisites
Test setup	Topology 1
Test Input Parameters	Check section general Input Parameters
Test Procedure	<ol style="list-style-type: none"> <li>1. TESTER: Send an ICMP Echo Request to &lt;Diface-0&gt;, containing: <ul style="list-style-type: none"> <li>- IP Source Address field set to address of host-1</li> <li>- IP Destination Address field set to address of DUT</li> <li>- IP Checksum field set to "16 bit one's complement of the one's complement sum of all 16 bit words in the header"</li> </ul> </li> <li>2. TESTER: Listen (for upto &lt;ListenTime&gt; seconds) on &lt;Diface-0&gt;</li> <li>3. DUT: Send ICMP Echo Reply</li> <li>4. TESTER: Verify that the received ICMP Echo Reply contains: <ul style="list-style-type: none"> <li>- IP Checksum field to "16 bit one's complement of the one's complement sum of all 16 bit words in the header"</li> </ul> </li> </ol>
Pass Criteria	<ol style="list-style-type: none"> <li>3. DUT: Send ICMP Echo Reply</li> <li>4. TESTER: Verify that the received ICMP Echo Reply contains: <ul style="list-style-type: none"> <li>- IP Checksum field to "16 bit one's complement of the one's complement sum of all 16 bit words in the header"</li> </ul> </li> </ol>
Test Iterations	
Notes	Derived from RFC 791 s3.1 p14 Internet Header Format (MUST)

### 4.4.4.3 IPv4 Time to Live

#### 4.4.4.3.1 IPv4\_TTL\_01: A host MUST NOT send a datagram with a Time-to-Live (TTL) value of zero

Synopsis	A host MUST NOT send a datagram with a Time-to-Live (TTL) value of zero.
Prerequisites	None
Test setup	Topology 1
Test Input Parameters	Check section general Input Parameters
Test Procedure	1. TESTER: Send an ICMPv4 Echo Request packet 2. DUT: Sends an ICMPv4 Echo Reply packet with a TTL value greater than 0
Pass Criteria	2. DUT: Sends an ICMPv4 Echo Reply packet with a TTL value greater than 0
Test Iterations	
Reference	Derived from RFC791 section 3.1 and 3.2, RFC1122 section 3.2.1.7
Notes	

#### 4.4.4.3.2 IPv4\_TTL\_05: Packets with 0 or 1 TTL are not discarded by hosts

Synopsis	A host MUST NOT discard a datagram just because it was received with TTL less than 2.
Prerequisites	Check section prerequisites
Test setup	Topology 1
Test Input Parameters	Check section general Input Parameters
Test Procedure	1. TESTER: Send an ICMP Echo Request to <Diface-0>, containing: - IP Source Address field set to address of host-1 - IP Destination Address field set to address of DUT - IP TTL field set to <ttl> 2. TESTER: Listen (for upto <ListenTime> seconds) on <Diface-0> 3. DUT: Send ICMP Echo Reply
Pass Criteria	3. DUT: Send ICMP Echo Reply
Test Iterations	1. CASE: <ttl> = 0 2. CASE: <ttl> = 1
Notes	Derived from RFC 1122 s3.2.1.7 p34 Time-to-Live: RFC-791 Section 3.2 (MUST)

#### 4.4.4.4 IPv4 Version Number

##### 4.4.4.4.1 IPv4\_VERSION\_01: Ensure that the DUT accepts an IPv4 Packet with a valid Version 4

Synopsis	Ensure that when the DUT receives an IPv4 packet containing an IPv4 Header containing a Version indicating a value of 4, then the DUT accepts the IPv4 Packet.
Prerequisites	None
Test setup	Topology 1
Test Input Parameters	Check section general Input Parameters
Test Procedure	1. TESTER: Send an ICMPv4 Echo Request with version 4 2. DUT: Sends an ICMPv4 Echo Reply
Pass Criteria	2. DUT: Sends an ICMPv4 Echo Reply
Test Iterations	
Reference	Derived from RFC791, section 3.1, RFC1122, section 3.2.1.1
Notes	

##### 4.4.4.4.2 IPv4\_VERSION\_03: Ensure that the DUT generates a IPv4 Packet with a valid Version 4

Synopsis	Ensure that when the DUT generates an IPv4 packet then the DUT sends an IPv4 Packet containing an IPv4 Header containing a Version indicating a value of 4.
Prerequisites	None
Test setup	Topology 1
Test Input Parameters	Check section general Input Parameters
Test Procedure	1. TESTER: Send an ICMPv4 Echo Request 2. DUT: Sends an ICMPv4 Echo Reply containing a valid version 4
Pass Criteria	2. DUT: Sends an ICMPv4 Echo Reply containing a valid version 4
Test Iterations	
Reference	Derived from RFC791, section 3.1, RFC1122, section 3.2.1.1
Notes	



4.4.4.4.3 IPv4\_VERSION\_04: IP Version validation

Synopsis	A datagram whose version number is not 4 MUST be silently discarded.
Prerequisites	Check section prerequisites
Test setup	Topology 1
Test Input Parameters	Check section general Input Parameters
Test Procedure	<ol style="list-style-type: none"> <li>1. TESTER: Send an ICMP Echo Request to &lt;Diface-0&gt;, containing: <ul style="list-style-type: none"> <li>- IP Source Address field set to address of host-1</li> <li>- IP Destination Address field set to address of DUT</li> <li>- IP Version field set to other than &lt;IP_VERSION_4&gt;</li> </ul> </li> <li>2. TESTER: Listen (for upto &lt;ListenTime&gt; seconds) on &lt;Diface-0&gt;</li> <li>3. DUT: Discard ICMP Echo Request and do not send ICMP Echo Reply</li> </ol>
Pass Criteria	3. DUT: Discard ICMP Echo Request and do not send ICMP Echo Reply
Test Iterations	
Notes	Derived from RFC 791 s3.1 p11 Internet Header Format (Version), RFC 1122 s3.2.1.1 p29 Version Number: RFC-791 Section 3.1 (MUST)

#### 4.4.4.5 IPv4 Addressing

##### 4.4.4.5.1 IPv4\_ADDRESSING\_01: Ensure that the DUT receives an IPv4 Packet with a Destination Address being a Limited Broadcast Address

Synopsis	Ensure that when the DUT receives an IPv4 packet containing an IPv4 Header containing a Destination Address indicating a value of Limited Broadcast, then the DUT accepts the IPv4 Packet.
Prerequisites	None
Test setup	Topology 1
Test Input Parameters	Check section general Input Parameters
Test Procedure	1. TESTER: Send a UDP Message with destination address being <limitedBroadcastAddress> 2. TESTER: Verify using Upper Tester that DUT received the UDP Message
Pass Criteria	2. TESTER: Verify using Upper Tester that DUT received the UDP Message
Test Iterations	
Reference	Derived from RFC791 section 3.2, RFC1122 section 3.2.1.3
Notes	

4.4.4.5.2 IPv4\_ADDRESSING\_02: Ensure that the DUT discards an IPv4 Packet with a Destination Address being a Directed Broadcast Address

Synopsis	Ensure that when the DUT receives an IPv4 packet containing an IPv4 Header containing a Destination Address indicating a value of Directed Broadcast, then the DUT discards the IPv4 Packet silently.
Prerequisites	None
Test setup	Topology 1
Test Input Parameters	Check section general Input Parameters
Test Procedure	1. TESTER: Send a UDP Message with destination address being <directedBroadcastAddress> 2. TESTER: Verify using Upper Tester that DUT did not receive the UDP Message
Pass Criteria	2. TESTER: Verify using Upper Tester that DUT did not receive the UDP Message
Test Iterations	
Reference	Derived from RFC791 section 3.2, RFC1122 section 3.2.1.3
Notes	

4.4.4.5.3 IPv4\_ADDRESSING\_03: Ensure that the DUT discards an IPv4 Packet with a Destination Address being a Loop Back Address

Synopsis	Ensure that when the DUT receives an IPv4 packet containing an IPv4 Header containing a Destination Address indicating a value of Loop Back, then the DUT discards the IPv4 packet silently.
Prerequisites	None
Test setup	Topology 1
Test Input Parameters	Check section general Input Parameters
Test Procedure	1. TESTER: Send an ICMPv4 Echo Request with destination address being <loopBackAddress> 2. DUT: Does not send an ICMPv4 Echo Reply
Pass Criteria	2. DUT: Does not send an ICMPv4 Echo Reply
Test Iterations	
Reference	Derived from RFC791 section 3.2, RFC1122 section 3.2.1.3
Notes	

### 4.4.4.6 IPv4 Fragments

#### 4.4.4.6.1 IPv4\_FRAGMENTS\_01: IP Reconstruct fragments validation

Synopsis	To assemble the fragments of an internet datagram, an internet protocol module (for example at a destination host) combines internet datagrams that all have the same value for the four fields: identification, source, destination, and protocol.
Prerequisites	Check section prerequisites
Test setup	Topology 1
Test Input Parameters	Check section general Input Parameters
Test Procedure	<ol style="list-style-type: none"> <li>1. TESTER: Construct an ICMP Echo Request. Send an IP packet to &lt;Diface-0&gt;, containing: <ul style="list-style-type: none"> <li>- Source Address field set to address of host-1</li> <li>- Destination Address field set to address of DUT</li> <li>- Identification field set to &lt;id&gt;</li> <li>- Protocol field set to &lt;ipTypeICMP&gt;</li> <li>- Fragment Offset field set to zero</li> <li>- Flags, containing: <ul style="list-style-type: none"> <li>- MF bit set to 1</li> <li>- first half of the constructed ICMP packet</li> </ul> </li> </ul> </li> <li>2. TESTER: Send an IP packet to &lt;Diface-0&gt;, containing: <ul style="list-style-type: none"> <li>- Source Address field set to address of host-1</li> <li>- Destination Address field set to address of DUT</li> <li>- Identification field set to &lt;id&gt;</li> <li>- Protocol field set to &lt;ipTypeICMP&gt;</li> <li>- Fragment Offset field set to data size sent in first IP packet in unit of 8-octets</li> <li>- Flags, containing: <ul style="list-style-type: none"> <li>- MF bit set to zero</li> <li>- last half of the constructed ICMP packet</li> </ul> </li> </ul> </li> <li>3. TESTER: Listen (for upto &lt;ListenTime&gt; seconds) on &lt;Diface-0&gt;</li> <li>4. DUT: Send ICMP Echo Reply</li> <li>5. TESTER: Verify that Identifier, Sequence Number and Data of ICMP Echo Reply are same as those of ICMP Echo Request sent in two fragments.</li> </ol>
Pass Criteria	<ol style="list-style-type: none"> <li>4. DUT: Send ICMP Echo Reply</li> <li>5. TESTER: Verify that Identifier, Sequence Number and Data of ICMP Echo Reply are same as those of ICMP Echo Request sent in two fragments.</li> </ol>
Test Iterations	
Notes	Derived from RFC 791 s2.3 p9 Function Description (Fragmentation), RFC 791 s3.2 p29 Discussion (Identification), RFC 1122 s3.3.2 p56 Reassembly (MUST)

4.4.4.6.2 IPv4\_FRAGMENTS\_02: IP Reconstruct fragments, negative test on id

Synopsis	To assemble the fragments of an internet datagram, an internet protocol module (for example at a destination host) combines internet datagrams that all have the same value for the four fields: identification, source, destination, and protocol. (Note: This test verifies that IP module does not assemble the fragments if identification is different).
Prerequisites	Check section prerequisites
Test setup	Topology 1
Test Input Parameters	Check section general Input Parameters
Test Procedure	<ol style="list-style-type: none"> <li>1. TESTER: Construct an ICMP Echo Request. Send an IP packet to &lt;Diface-0&gt;, containing: <ul style="list-style-type: none"> <li>- Source Address field set to address of host-1</li> <li>- Destination Address field set to address of DUT</li> <li>- Identification field set to &lt;id1&gt;</li> <li>- Protocol field set to &lt;ipTypeICMP&gt;</li> <li>- Fragment Offset field set to zero</li> <li>- Flags field, containing: <ul style="list-style-type: none"> <li>- MF bit set to 1</li> </ul> </li> <li>- first half of the constructed ICMP packet</li> </ul> </li> <li>2. TESTER: Send an IP packet to &lt;Diface-0&gt;, containing: <ul style="list-style-type: none"> <li>- Source Address field set to address of host-1</li> <li>- Destination Address field set to address of DUT</li> <li>- Identification field set to &lt;id2&gt;</li> <li>- Protocol field set to &lt;ipTypeICMP&gt;</li> <li>- Fragment Offset field set to data size sent in first IP packet in unit of 8-octets</li> <li>- Flags field, containing: <ul style="list-style-type: none"> <li>- MF bit set to zero</li> </ul> </li> <li>- last half of the constructed ICMP packet</li> </ul> </li> <li>3. TESTER: Listen (for upto &lt;ListenTime&gt; seconds) on &lt;Diface-0&gt;</li> <li>4. DUT: Do not send ICMP Echo Reply</li> <li>5. TESTER: Send an IP packet to &lt;Diface-0&gt;, containing: <ul style="list-style-type: none"> <li>- Source Address field set to address of host-1</li> <li>- Destination Address field set to address of DUT</li> <li>- Identification field set to &lt;id1&gt;</li> <li>- Protocol field set to &lt;ipTypeICMP&gt;</li> <li>- Fragment Offset field set to data size sent in first IP packet in unit of 8-octets</li> <li>- Flags field, containing: <ul style="list-style-type: none"> <li>- MF bit set to zero</li> </ul> </li> <li>- last half of the constructed ICMP packet</li> </ul> </li> <li>6. TESTER: Listen (for upto &lt;ListenTime&gt; seconds) on &lt;Diface-0&gt;</li> <li>7. DUT: Send ICMP Echo Reply</li> <li>8. TESTER: Verify that Identifier, Sequence Number and Data of ICMP Echo Reply are same as those of ICMP Echo Request sent in two</li> </ol>

	<p>fragments.</p> <p>9. TESTER: Wait for &lt;iplniReassembleTimeout&gt; seconds</p> <p>10. NOTE: TESTER has to wait for &lt;iplniReassembleTimeout&gt; seconds because when TESTER is sending the fragment with different identification, the fragment gets stored in DUT's reassembly buffer. If this fragment is not removed from the buffer then it may lead to a scenario where this fragment may be mistaken for a fragment-1 of another test case.</p> <p>So a timeout needs to occur for this fragment.</p>
Pass Criteria	<p>4. DUT: Do not send ICMP Echo Reply</p> <p>7. DUT: Send ICMP Echo Reply</p> <p>8. TESTER: Verify that Identifier, Sequence Number and Data of ICMP Echo Reply are same as those of ICMP Echo Request sent in two fragments.</p>
Test Iterations	
Notes	Derived from RFC 791 s2.3 p9 Function Description (Fragmentation) (MUST)

4.4.4.6.3 IPv4\_FRAGMENTS\_03: IP Reconstruct fragments, negative test on source

Synopsis	To assemble the fragments of an internet datagram, an internet protocol module (for example at a destination host) combines internet datagrams that all have the same value for the four fields: identification, source, destination, and protocol. (Note: This test verifies that IP module does not assemble the fragments if source is different).
Prerequisites	Check section prerequisites
Test setup	Topology 1
Test Input Parameters	Check section general Input Parameters
Test Procedure	<ol style="list-style-type: none"> <li>1. TESTER: Construct an ICMP Echo Request. Send an IP packet to &lt;Diface-0&gt;, containing: <ul style="list-style-type: none"> <li>- Source Address field set to address of host-1</li> <li>- Destination Address field set to address of DUT</li> <li>- Identification field set to &lt;id&gt;</li> <li>- Protocol field set to &lt;ipTypeICMP&gt;</li> <li>- Fragment Offset field set to zero</li> <li>- Flags field, containing: <ul style="list-style-type: none"> <li>- MF bit set to 1</li> </ul> </li> <li>- first half of the constructed ICMP packet</li> </ul> </li> <li>2. TESTER: Send an IP packet to &lt;Diface-0&gt;, containing: <ul style="list-style-type: none"> <li>- Source Address field set to different address from host-1</li> <li>- Destination Address field set to address of DUT</li> <li>- Identification field set to &lt;id&gt;</li> <li>- Protocol field set to &lt;ipTypeICMP&gt;</li> <li>- Fragment Offset field set to data size sent in first IP packet in unit of 8-octets</li> <li>- Flags field, containing: <ul style="list-style-type: none"> <li>- MF bit set to zero</li> </ul> </li> <li>- last half of the constructed ICMP packet</li> </ul> </li> <li>3. TESTER: Listen (for upto &lt;ListenTime&gt; seconds) on &lt;Diface-0&gt;</li> <li>4. DUT: Do not send ICMP Echo Reply</li> <li>5. TESTER: Send an IP packet to &lt;Diface-0&gt;, containing: <ul style="list-style-type: none"> <li>- Source Address field set to address of host-1</li> <li>- Destination Address field set to address of DUT</li> <li>- Identification field set to &lt;id&gt;</li> <li>- Protocol field set to &lt;ipTypeICMP&gt;</li> <li>- Fragment Offset field set to data size sent in first IP packet in unit of 8-octets</li> <li>- Flags field, containing: <ul style="list-style-type: none"> <li>- MF bit set to zero</li> </ul> </li> <li>- last half of the constructed ICMP packet</li> </ul> </li> <li>6. TESTER: Listen (for upto &lt;ListenTime&gt; seconds) on &lt;Diface-0&gt;</li> <li>7. DUT: Send ICMP Echo Reply</li> <li>8. TESTER: Verify that Identifier, Sequence Number and Data of ICMP</li> </ol>

	<p>Echo Reply are same as those of ICMP Echo Request sent in two fragments.</p> <p>9. TESTER: Wait for &lt;ipIniReassembleTimeout&gt; seconds</p> <p>10. NOTE: TESTER has to wait for &lt;ipIniReassembleTimeout&gt; seconds because when TESTER is sending the fragment with different source address, the fragment gets stored in DUT's reassembly buffer. If this fragment is not removed from the buffer then it may lead to a scenario where this fragment may be mistaken for a fragment-1 of another test case.</p> <p>So a timeout needs to occur for this fragment.</p>
Pass Criteria	<p>4. DUT: Do not send ICMP Echo Reply</p> <p>7. DUT: Send ICMP Echo Reply</p> <p>8. TESTER: Verify that Identifier, Sequence Number and Data of ICMP Echo Reply are same as those of ICMP Echo Request sent in two fragments.</p>
Test Iterations	
Notes	Derived from RFC 791 s2.3 p9 Function Description (Fragmentation) (MUST)



4.4.4.6.4 IPv4\_FRAGMENTS\_04: IP Reconstruct fragments, negative test on protocol

Synopsis	To assemble the fragments of an internet datagram, an internet protocol module (for example at a destination host) combines internet datagrams that all have the same value for the four fields: identification, source, destination, and protocol. (Note: This test verifies that IP module does not assemble the fragments if protocol is different).
Prerequisites	Check section prerequisites
Test setup	Topology 1
Test Input Parameters	Check section general Input Parameters
Test Procedure	<ol style="list-style-type: none"> <li>1. TESTER: Construct an ICMP Echo Request. Send an IP packet to &lt;Diface-0&gt;, containing: <ul style="list-style-type: none"> <li>- Source Address field set to address of host-1</li> <li>- Destination Address field set to address of DUT</li> <li>- Identification field set to &lt;id&gt;</li> <li>- Protocol field set to &lt;ipTypeICMP&gt;</li> <li>- Fragment Offset field set to zero</li> <li>- Flags field, containing: <ul style="list-style-type: none"> <li>- MF bit set to 1</li> </ul> </li> <li>- first half of the constructed ICMP packet</li> </ul> </li> <li>2. TESTER: Send an IP packet to &lt;Diface-0&gt;, containing: <ul style="list-style-type: none"> <li>- Source Address field set to address of host-1</li> <li>- Destination Address field set to address of DUT</li> <li>- Identification field set to &lt;id&gt;</li> <li>- Protocol field set to &lt;ipTypeTCP&gt;</li> <li>- Fragment Offset field set to data size sent in first IP packet in unit of 8-octets</li> <li>- Flags field, containing: <ul style="list-style-type: none"> <li>- MF bit set to zero</li> </ul> </li> <li>- last half of the constructed ICMP packet</li> </ul> </li> <li>3. TESTER: Listen (for upto &lt;ListenTime&gt; seconds) on &lt;Diface-0&gt;</li> <li>4. DUT: Do not send ICMP Echo Reply</li> <li>5. TESTER: Send an IP packet to &lt;Diface-0&gt;, containing: <ul style="list-style-type: none"> <li>- Source Address field set to address of host-1</li> <li>- Destination Address field set to address of DUT</li> <li>- Identification field set to &lt;id&gt;</li> <li>- Protocol field set to &lt;ipTypeICMP&gt;</li> <li>- Fragment Offset field set to data size sent in first IP packet in unit of 8-octets</li> <li>- Flags field, containing: <ul style="list-style-type: none"> <li>- MF bit set to zero</li> </ul> </li> <li>- last half of the constructed ICMP packet</li> </ul> </li> <li>6. TESTER: Listen (for upto &lt;ListenTime&gt; seconds) on &lt;Diface-0&gt;</li> <li>7. DUT: Send ICMP Echo Reply</li> <li>8. TESTER: Verify that Identifier, Sequence Number and Data of ICMP Echo Reply are same as those of ICMP Echo Request sent in two</li> </ol>

	<p>fragments.</p> <p>9. TESTER: Wait for &lt;ipIniReassembleTimeout&gt; seconds</p> <p>10. NOTE: TESTER has to wait for &lt;ipIniReassembleTimeout&gt; seconds because when TESTER is sending the fragment with different protocol, the fragment gets stored in DUT's reassembly buffer. If this fragment is not removed from the buffer then it may lead to a scenario where this fragment may be mistaken for a fragment-1 of another test case.</p> <p>So a timeout needs to occur for this fragment.</p>
Pass Criteria	<p>4. DUT: Do not send ICMP Echo Reply</p> <p>7. DUT: Send ICMP Echo Reply</p> <p>8. TESTER: Verify that Identifier, Sequence Number and Data of ICMP Echo Reply are same as those of ICMP Echo Request sent in two fragments.</p>
Test Iterations	
Notes	Derived from RFC 791 s2.3 p9 Function Description (Fragmentation) (MUST)

4.4.4.6.5 IPv4\_FRAGMENTS\_05: IP send unfragmented data validation

Synopsis	The fragmentation strategy is designed so than an unfragmented datagram has all zero fragmentation information (MF = 0, fragment offset = 0).
Prerequisites	Check section prerequisites
Test setup	Topology 1
Test Input Parameters	Check section general Input Parameters
Test Procedure	<p>Test step 1. TESTER: Cause DUT to send a Message with &lt;UDPDefaultData&gt; from &lt;Diface-0&gt; with - Source IP Address set to &lt;Diface-0-IP&gt; - Destination IP Address set to &lt;HOST-1-IP&gt;</p> <p>- Source UDP Port field set to &lt;unusedUDPDstPort1&gt; (20001) - Destination UDP Port field set to &lt;unusedUDPSrcPort&gt; (20000)</p> <p>2. TESTER: Listen (for upto &lt;ListenTime&gt; seconds) on &lt;Diface-0&gt;</p> <p>3. DUT: Send UDP message</p> <p>4. TESTER: Verify that the received packet contains:</p> <ul style="list-style-type: none"> <li>- IP Flags field, containing: <ul style="list-style-type: none"> <li>- MF bit set to zero</li> <li>- IP Fragment Offset field set to zero</li> </ul> </li> </ul>
Pass Criteria	<p>3. DUT: Send UDP message</p> <p>4. TESTER: Verify that the received packet contains:</p> <ul style="list-style-type: none"> <li>- IP Flags field, containing: <ul style="list-style-type: none"> <li>- MF bit set to zero</li> <li>- IP Fragment Offset field set to zero</li> </ul> </li> </ul>
Test Iterations	
Notes	<p>Derived from RFC 791 s3.2 p25 Discussion (MUST)</p> <p>The message can be an ICMP Echo Request or a simple UDP message.</p>

#### 4.4.4.7 IPv4 Reassembly

4.4.4.7.1 IPv4\_REASSEMBLY\_04: Ensure that the DUT reassembles fragments of an IPv4 Packet received in the wrong order

Synopsis	Ensure that when the DUT receives a series of unordered IPv4 Fragments of a large IPv4 packet then the DUT reassembles and accept the IPv4 packet.
Prerequisites	None
Test setup	Topology 1
Test Input Parameters	Check section general Input Parameters
Test Procedure	<ol style="list-style-type: none"> <li>1. TESTER: Send an IPv4 packet with MF = 1 (More Fragments) and Offset = 0, containing an ICMPv4 Echo Request where the Total length is less than the &lt;MTU&gt;</li> <li>2. TESTER: Send an IPv4 packet with MF = 1 (More Fragments) and Offset correctly incremented, but belonging to the third fragment, and the ID being the same as the first fragment</li> <li>3. TESTER: Send an IPv4 packet with MF = 1 (More Fragments) and Offset correctly incremented, but belonging to the second fragment, and the ID being the same as the first fragment</li> <li>4. TESTER: Send an IPv4 packet with MF = 0 (Last Fragment) and Offset correctly incremented, and the ID being the same as the first fragment</li> <li>5. DUT: Sends an ICMPv4 Echo Reply</li> </ol>
Pass Criteria	5. DUT: Sends an ICMPv4 Echo Reply
Test Iterations	
Reference	Derived from RFC791 section 3.2
Notes	

4.4.4.7.2 IPv4\_REASSEMBLY\_06: Ensure that the DUT does not reassemble fragments of an IPv4 Packet if no first fragment is sent

Synopsis	Ensure that when the DUT receives a series of IPv4 Fragments of a large IPv4 packet containing an IPv4 Header containing an Offset indicating a value different than 0 but with correct increment then the DUT does not reassemble and accept the IPv4 packet.
Prerequisites	None
Test setup	Topology 1
Test Input Parameters	Check section general Input Parameters
Test Procedure	<ol style="list-style-type: none"> <li>1. TESTER: Send an IPv4 packet with MF = 1 (More Fragments) and Offset not equal to 0, containing an ICMPv4 Echo Request where the Total length is less than the MTU</li> <li>2. TESTER: Send an IPv4 packet with MF = 0 (Last Fragment) and Offset correctly incremented, and the ID being the same as the first fragment</li> <li>3. DUT: Does not send an ICMPv4 Echo Reply</li> </ol>
Pass Criteria	3. DUT: Does not send an ICMPv4 Echo Reply
Test Iterations	
Reference	Derived from RFC791 section 3.2
Notes	

4.4.4.7.3 IPv4\_REASSEMBLY\_07: Ensure that the DUT does not reassemble fragments of an IPv4 Packet if some IPv4 Fragments are missing

Synopsis	Ensure that when the DUT receives a series of IPv4 Fragments of a large IPv4 packet including the first and the last fragment but missing some in between then the DUT does not reassemble and accept the IPv4 packet.
Prerequisites	None
Test setup	Topology 1
Test Input Parameters	Check section general Input Parameters
Test Procedure	<ol style="list-style-type: none"> <li>1. TESTER: Send an IPv4 packet with MF = 1 (More Fragments) and Offset = 0, containing an ICMPv4 Echo Request where the Total length is less than the &lt;MTU&gt;</li> <li>2. TESTER: Send an IPv4 packet with MF = 1 (More Fragments) and Offset correctly incremented, and the ID being the same as the first fragment</li> <li>3. TESTER: Send an IPv4 packet with MF = 0 (Last Fragment) and Offset is incremented as if one more fragment would have been sent, and the ID being the same as the first fragment</li> <li>4. DUT: Does not send an ICMPv4 Echo Reply</li> </ol>
Pass Criteria	4. DUT: Does not send an ICMPv4 Echo Reply
Test Iterations	
Reference	Derived from RFC791 section 3.2
Notes	

4.4.4.7.4 IPv4\_REASSEMBLY\_09: Ensure that DUT discards IPv4 Packet MF = 1

Synopsis	Ensure that when the DUT receives an IPv4 packet containing an IPv4 Header containing Flags and containing a MF flag indicating that there are more fragments coming: MF = 1, then the DUT discards the IPv4 Packet silently.
Prerequisites	None
Test setup	Topology 1
Test Input Parameters	Check section general Input Parameters
Test Procedure	1. TESTER: Send an ICMPv4 Echo Request with MF = 1 (More Fragments) 2. DUT: Does not send an ICMPv4 Echo Reply
Pass Criteria	2. DUT: Does not send an ICMPv4 Echo Reply
Test Iterations	
Reference	Derived from RFC791 section 3.2
Notes	

4.4.4.7.5 IPv4\_REASSEMBLY\_10: IP Reassembly default time check

Synopsis	The current recommendation for the initial timer setting is 15 seconds.
Prerequisites	Check section prerequisites
Test setup	Topology 1
Test Input Parameters	Check section general Input Parameters
Test Procedure	<ol style="list-style-type: none"> <li>1. TESTER: Construct an ICMP Echo Request. Send an IP packet to &lt;Diface-0&gt;, containing: <ul style="list-style-type: none"> <li>- Source Address field set to address of host-1</li> <li>- Destination Address field set to address of DUT</li> <li>- Fragment Offset field set to zero</li> <li>- Flags field, containing: <ul style="list-style-type: none"> <li>- MF bit set to 1</li> </ul> </li> <li>- TTL field set to 15</li> <li>- first half of the constructed ICMP packet whose size is multiple of 8-octets</li> </ul> </li> <li>2. TESTER: Wait for (&lt;ipIniReassembleTimeout&gt; - &lt;ParamToleranceTime&gt;) seconds</li> <li>3. TESTER: Send an IP packet to &lt;Diface-0&gt;, containing: <ul style="list-style-type: none"> <li>- Source Address field set to address of host-1</li> <li>- Destination Address field set to address of DUT</li> <li>- Fragment Offset field set to data size sent in first IP packet in unit of 8-octets</li> <li>- Flags field, containing: <ul style="list-style-type: none"> <li>- MF bit set to zero</li> </ul> </li> <li>- TTL field set to 15</li> <li>- last half of the constructed ICMP packet</li> </ul> </li> <li>4. TESTER: Listen (for upto &lt;ListenTime&gt; seconds) on &lt;Diface-0&gt;</li> <li>5. DUT: Send ICMP Echo Reply</li> <li>6. TESTER: Verify that Identifier, Sequence Number and Data of ICMP Echo Reply are same as those of ICMP Echo Request sent in two fragments.</li> <li>7. TESTER: Send an IP packet to &lt;Diface-0&gt;, containing: <ul style="list-style-type: none"> <li>- Source Address field set to address of host-1</li> <li>- Destination Address field set to address of DUT</li> <li>- Fragment Offset field set to zero</li> <li>- Flags field, containing: <ul style="list-style-type: none"> <li>- MF bit set to 1</li> </ul> </li> <li>- TTL field set to 15</li> <li>- first half of the constructed ICMP packet which is multiple of 8-octets</li> </ul> </li> <li>8. TESTER: Wait for (&lt;ipIniReassembleTimeout&gt; + &lt;ParamToleranceTime&gt;) seconds</li> <li>9. TESTER: Send an IP packet to &lt;Diface-0&gt;, containing: <ul style="list-style-type: none"> <li>- Source Address field set to address of host-1</li> <li>- Destination Address field set to address of DUT</li> <li>- Fragment Offset field set to data size sent in first IP</li> </ul> </li> </ol>



	<p>packet in unit of 8-octets</p> <ul style="list-style-type: none"> <li>- Flags field, containing:             <ul style="list-style-type: none"> <li>- MF bit set to zero</li> <li>- TTL field set to 15</li> <li>- last half of the constructed ICMP packet</li> </ul> </li> </ul> <p>10. TESTER: Listen (for upto &lt;ListenTime&gt; seconds) on &lt;Diface-0&gt;          11. DUT: Do not send ICMP Echo Reply          12. TESTER: Wait for &lt;ipIniReassembleTimeout&gt; seconds          13. NOTE: TESTER has to wait for &lt;ipIniReassembleTimeout&gt; seconds so that timeout occurs for fragment-2 stored in DUT's reassembly buffer. If this does not happen then it may lead to a scenario where fragment-2 stored in the DUT's reassembly buffer may be mistaken for a fragment-1 of another test case. So a timeout needs to occur for fragment-2.</p>
Pass Criteria	<p>5. DUT: Send ICMP Echo Reply          6. TESTER: Verify that Identifier, Sequence Number and Data of ICMP Echo Reply are same as those of ICMP Echo Request sent in two fragments.          11. DUT: Do not send ICMP Echo Reply</p>
Test Iterations	
Notes	<p>Derived from RFC 791 s3.2 p27 Discussion (An Example Reassembly Procedure) (SHOULD)</p>

4.4.4.7.6 IPv4\_REASSEMBLY\_11: Check fragment with Large TTL value

Synopsis	The initial setting of the timer is a lower bound on the reassembly waiting time. This is because the waiting time will be increased if the Time to Live in the arriving fragment is greater than the current timer value.
Prerequisites	Check section prerequisites
Test setup	Topology 1
Test Input Parameters	Check section general Input Parameters
Test Procedure	<ol style="list-style-type: none"> <li>1. TESTER: Construct an ICMP Echo Request. Send an IP packet to &lt;Diface-0&gt;, containing: <ul style="list-style-type: none"> <li>- Source Address field set to address of host-1</li> <li>- Destination Address field set to address of DUT</li> <li>- Fragment Offset field set to zero</li> <li>- Flags field, containing: <ul style="list-style-type: none"> <li>- MF bit set to 1</li> <li>- TTL field set to &lt;LargeTTLValue&gt;</li> <li>- first half of the constructed ICMP packet which is multiple of 8-octets</li> </ul> </li> </ul> </li> <li>2. TESTER: Wait for (&lt;ipIniReassembleTimeout&gt; + &lt;ParamToleranceTime&gt;)</li> <li>3. TESTER: Send an IP packet to &lt;Diface-0&gt;, containing: <ul style="list-style-type: none"> <li>- Source Address field set to address of host-1</li> <li>- Destination Address field set to address of DUT</li> <li>- Fragment Offset field set to data size sent in first IP packet in unit of 8-octets</li> <li>- Flags field, containing: <ul style="list-style-type: none"> <li>- MF bit set to zero</li> <li>- TTL field set to &lt;LargeTTLValue&gt;</li> <li>- last half of the constructed ICMP packet</li> </ul> </li> </ul> </li> <li>4. TESTER: Listen (for upto &lt;ListenTime&gt; seconds) on &lt;Diface-0&gt;</li> <li>5. DUT: Send ICMP Echo Reply</li> <li>6. TESTER: Verify that Identifier, Sequence Number and Data of ICMP Echo Reply are same as those of ICMP Echo Request sent in two fragments.</li> </ol>
Pass Criteria	<ol style="list-style-type: none"> <li>5. DUT: Send ICMP Echo Reply</li> <li>6. TESTER: Verify that Identifier, Sequence Number and Data of ICMP Echo Reply are same as those of ICMP Echo Request sent in two fragments.</li> </ol>
Test Iterations	
Notes	Derived from RFC 791 s3.2 p27 Discussion (An Example Reassembly Procedure) (MUST)

4.4.4.7.7 IPv4\_REASSEMBLY\_12: Check fragment with Low TTL value

Synopsis	The initial setting of the timer is a lower bound on the reassembly waiting time. The waiting time will not be decreased if it is less the Time to Live in the arriving fragment.
Prerequisites	Check section prerequisites
Test setup	Topology 1
Test Input Parameters	Check section general Input Parameters
Test Procedure	<ol style="list-style-type: none"> <li>1. TESTER: Construct an ICMP Echo Request. Send an IP packet to &lt;Diface-0&gt;, containing: <ul style="list-style-type: none"> <li>- Source Address field set to address of host-1</li> <li>- Destination Address field set to address of DUT</li> <li>- Fragment Offset field set to zero</li> <li>- Flags field, containing: <ul style="list-style-type: none"> <li>- MF bit set to 1</li> <li>- TTL field set to &lt;LowTTLValue&gt;</li> </ul> </li> <li>- first half of the constructed ICMP packet which is multiple of 8-octets</li> </ul> </li> <li>2. TESTER: Wait for (&lt;iplniReassembleTimeout&gt; - &lt;ParamToleranceTime&gt;) seconds</li> <li>3. TESTER: Send an IP packet to &lt;Diface-0&gt;, containing: <ul style="list-style-type: none"> <li>- Source Address field set to address of host-1</li> <li>- Destination Address field set to address of DUT</li> <li>- Fragment Offset field set to data size sent in first IP packet in unit of 8-octets</li> <li>- Flags field, containing: <ul style="list-style-type: none"> <li>- MF bit set to zero</li> <li>- TTL field set to &lt;LowTTLValue&gt;</li> </ul> </li> <li>- last half of the constructed ICMP packet</li> </ul> </li> <li>4. TESTER: Listen (for upto &lt;ListenTime&gt; seconds) on &lt;Diface-0&gt;</li> <li>5. DUT: Send ICMP Echo Reply</li> <li>6. TESTER: Verify that Identifier, Sequence Number and Data of ICMP Echo Reply are same as those of ICMP Echo Request sent in two fragments.</li> </ol>
Pass Criteria	<ol style="list-style-type: none"> <li>5. DUT: Send ICMP Echo Reply</li> <li>6. TESTER: Verify that Identifier, Sequence Number and Data of ICMP Echo Reply are same as those of ICMP Echo Request sent in two fragments.</li> </ol>
Test Iterations	
Notes	Derived from RFC 791 s3.2 p27 Discussion (An Example Reassembly Procedure) (MUST)

4.4.4.7.8 IPv4\_REASSEMBLY\_13: IP Fragments overlap check

Synopsis	In the case that two or more fragments contain the same data either identically or through a partial overlap, this procedure will use the more recently arrived copy in the data buffer and datagram delivered.
Prerequisites	Check section prerequisites
Test setup	Topology 1
Test Input Parameters	Check section general Input Parameters
Test Procedure	<ol style="list-style-type: none"> <li>1. TESTER: Construct an ICMP Echo Request, containing: <ul style="list-style-type: none"> <li>- Data field set to "ECU NETWORK VALIDATION TEST"</li> </ul> Send an IP packet to &lt;Diface-0&gt;, containing: <ul style="list-style-type: none"> <li>- Source Address field set to address of host-1</li> <li>- Destination Address field set to address of DUT</li> <li>- Fragment Offset field set to zero</li> <li>- Flags field, containing: <ul style="list-style-type: none"> <li>- MF bit set to 1</li> <li>- first 16 octets of the constructed ICMP packet</li> </ul> </li> </ul> </li> <li>2. TESTER: Listen (for upto &lt;FragReassemblyTimeout&gt;/4 seconds) on &lt;Diface-0&gt;</li> <li>3. DUT: Do not send ICMP Echo Reply</li> <li>4. TESTER: Send an IP packet to &lt;Diface-0&gt;, containing: <ul style="list-style-type: none"> <li>- Source Address field set to address of host-1</li> <li>- Destination Address field set to address of DUT</li> <li>- Fragment Offset field set to 2</li> <li>- Flags field, containing: <ul style="list-style-type: none"> <li>- MF bit set to 1</li> <li>- Data field set to "DUPLICATE FRAGMENTS TEST"</li> </ul> </li> </ul> </li> <li>5. TESTER: Listen (for upto &lt;FragReassemblyTimeout&gt;/4 seconds) on &lt;Diface-0&gt;</li> <li>6. DUT: Do not send ICMP Echo Reply</li> <li>7. TESTER: Send an IP packet to &lt;Diface-0&gt;, containing: <ul style="list-style-type: none"> <li>- Source Address field set to address of host-1</li> <li>- Destination Address field set to address of DUT</li> <li>- Fragment Offset field set to 2</li> <li>- Flags field, containing: <ul style="list-style-type: none"> <li>- MF bit set to 1</li> <li>- second 8 octets of the constructed ICMP packet</li> </ul> </li> </ul> </li> <li>8. TESTER: Listen (for upto &lt;FragReassemblyTimeout&gt;/4 seconds) on &lt;Diface-0&gt;</li> <li>9. DUT: Do not send ICMP Echo Reply</li> <li>10. TESTER: Send an IP packet to &lt;Diface-0&gt;, containing: <ul style="list-style-type: none"> <li>- Source Address field set to address of host-1</li> <li>- Destination Address field set to address of DUT</li> <li>- Fragment Offset field set 3</li> <li>- Flags field, containing: <ul style="list-style-type: none"> <li>- MF bit set to zero</li> <li>- remaining portion of the constructed ICMP packet</li> </ul> </li> </ul> </li> <li>11. TESTER: Listen (for upto &lt;FragReassemblyTimeout&gt;/4 seconds) on &lt;Diface-0&gt;</li> </ol>

OPEN Alliance

	<p>12. DUT: Send ICMP Echo Reply</p> <p>13. TESTER: Verify that the received ICMP Echo Reply contains:          - Data field set to "ECU NETWORK VALIDATION TEST"</p>
Pass Criteria	<p>3. DUT: Do not send ICMP Echo Reply</p> <p>6. DUT: Do not send ICMP Echo Reply</p> <p>9. DUT: Do not send ICMP Echo Reply</p> <p>12. DUT: Send ICMP Echo Reply</p> <p>13. TESTER: Verify that the received ICMP Echo Reply contains:          - Data field set to "ECU NETWORK VALIDATION TEST"</p>
Test Iterations	
Notes	Derived from RFC 791 s3.2 p29 Discussion (An Example Reassembly Procedure) (MUST)

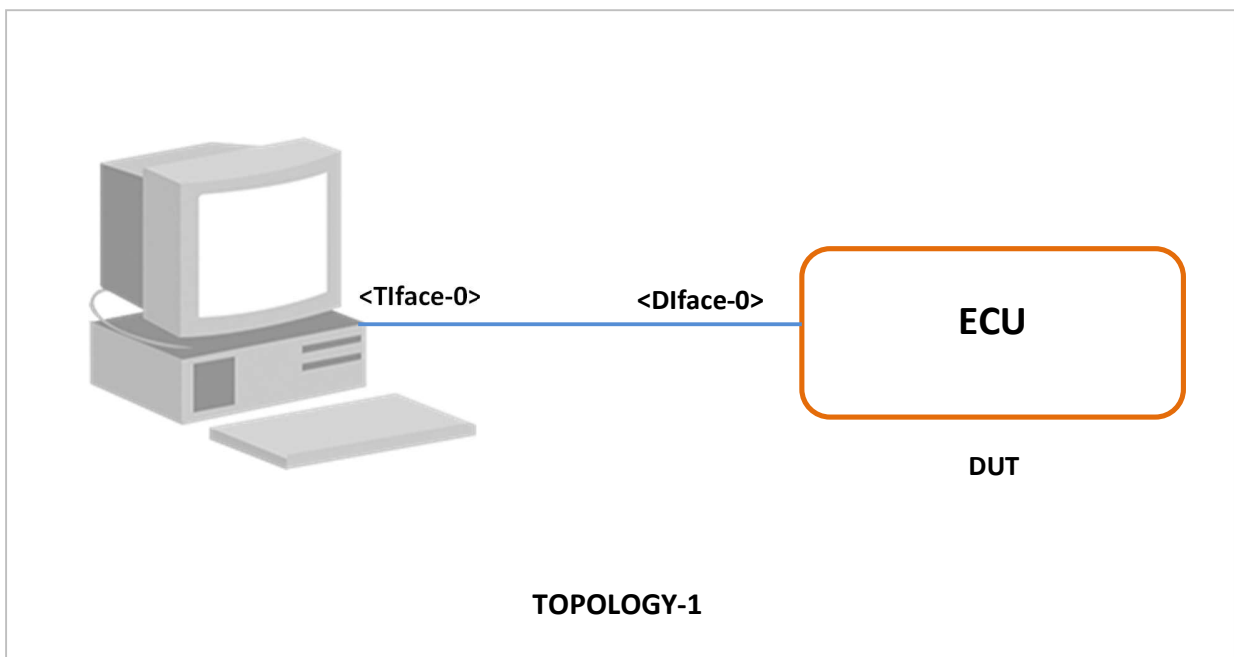
## 4.5 Dynamic configuration of IPv4 Link Local Address

### 4.5.1 General

The scope of this chapter is to specify test cases for the Dynamic IPv4 address Autoconfiguration Protocol (IPv4 Autoconfig) based on the following standards:

- RFC 3927 - Dynamic Configuration of IPv4 Link-Local Addresses

### 4.5.2 Simulated topologies



### 4.5.3 Required topology related configuration

This suite expects to be running against any IP enabled network interface which supports acquisition of IP address through the following methods :

- IPv4 Link Local Autoconfiguration
- DHCP

The following information are obtained from the unused IP network configurations on the TESTER:

- IP Address of all the emulated servers
- IP Address Pool to be offered by these emulated DHCP Servers

## 4.5.4 Coverage

Specification Document	Sub-section	Test Category	Test Number(s)
RFC 3927: Dynamic Configuration of IP Link-Local Addresses	1.9	When to configure a link-local address	IPv4_AUTOCONF_INTRO_1 to IPv4_AUTOCONF_INTRO_6
RFC 3927: Dynamic Configuration of IP Link-Local Addresses	2.1 2.2.1 2.2	Address Selection, Defense and Delivery	IPv4_AUTOCONF_ADDRESS_SELECTION_1 to IPv4_AUTOCONF_ADDRESS_SELECTION_16
RFC 3927: Dynamic Configuration of IP Link-Local Addresses	2.4 1.2	Announcing an Address	IPv4_AUTOCONF_ANNOUNCING_1 to IPv4_AUTOCONF_ANNOUNCING_7
RFC 3927: Dynamic Configuration of IP Link-Local Addresses	2.5	Conflict Detection and Defense	IPv4_AUTOCONF_CONFLICT_1 to IPv4_AUTOCONF_CONFLICT_12
RFC 3927: Dynamic Configuration of IP Link-Local Addresses	2.6.2	Forwarding Rules	IPv4_AUTOCONF_FORWARDING_1 to IPv4_AUTOCONF_FORWARDING_8
RFC 3927: Dynamic Configuration of IP Link-Local Addresses	2.7	Link-Local Packets Are Not Forwarded	IPv4_AUTOCONF_LINKLOCAL_PACKETS_1 to IPv4_AUTOCONF_LINKLOCAL_PACKETS_4
RFC 3927: Dynamic Configuration of IP Link-Local Addresses	3.3	Interaction with Hosts with Routable Addresses	IPv4_AUTOCONF_ROUTABLE_ADDRESSES_1, IPv4_AUTOCONF_ROUTABLE_ADDRESSES_2
RFC 3927: Dynamic Configuration of IP Link-Local Addresses	4	Healing of Network Partitions	IPv4_AUTOCONF_NETWORKPARTITIONS_1
TOTAL			56

### 4.5.5 Parameters and constants used in the tests

Parameters used in test	Description
<SERVER-1>	This denotes 1st DHCP Server simulated by TESTER.
<ROUTABLE_IP_ADDR_1>	This denotes IP address of 1st DHCP Server simulated by TESTER
<ROUTABLE_IP_ADDR_2>	This denotes IP address offered to the 1st DUT interface by the 1st DHCP Server
<DIFACE-0-IP-LINKLOCAL-ADDR>	This denotes Link-local IP address of 1st DUT interface
<AIFACE-0-IP-LINKLOCAL-ADDR	This denotes link local IP Address of 1st TESTER interface
<ARBITRARY-IP-LINKLOCAL-ADDR>	This denotes an IP link-local address with value 169.254.10.10
<PARAM_PROCESS_TIME>	Amount of time TESTER will wait after sending a packet for which there is no immediate manifestation but later some other event will decide whether the DUT has correctly accepted the packet or not.
<PARAM_TOLERANCE_TIME>	Tolerance time associated with an event. When waiting or listening then this number will be added with the actual wait-time or listen-time.
<PARAM_LISTEN_TIME>	This is the maximum time interval for which TESTER waits for a packet for cases when a certain event has been triggered on the DUT either by some protocol timer or using some external mechanism (script).
<Diface-0>	This denotes 1st DUT interface.
<MAC-ADDR1>	This value is equal to the value provided for "IEEE First Unused MAC Address"
<MAC-ADDR2>	This is another value for MAC address which is auto-generated from "IEEE First Unused MAC Address"
<DIFACE_O_MAC_ADDR>	This is the MAC address of 1st DUT interface.
<LINK-LOCAL-NET-ADDR>	This denotes the Link local network ID i.e. 169.254.0.0
CONSTANT	Description
PROBE_MIN_IN_MILLISEC	This indicates the value of PROBE_MIN constant specified in RFC 3927 pg 26, in milliseconds i.e. the value is 1000 milliseconds.
PROBE_MAX_IN_MILLISEC	This indicates the value of PROBE_MAX constant specified in RFC 3927 pg 26, in milliseconds i.e. the value is 2000 milliseconds.
ANNOUNCE_WAIT	This indicates the value of ANNOUNCE_WAIT constant specified in RFC 3927 pg 26, i.e. the value is 2 seconds.
ANNOUNCE_INTERVAL	This indicates the value of ANNOUNCE_INTERVAL constant specified in RFC 3927 pg 26, i.e. the value is 2 seconds.
ANNOUNCE_INTERVAL_IN_MILLISEC	This indicates the value of ANNOUNCE_INTERVAL constant specified in RFC 3927 pg 26, in milliseconds i.e. the value is 2000 milliseconds.
PROBE_MIN_MILLISEC	This indicates the value of PROBE_MIN constant specified in RFC 3927 pg 26, in milliseconds i.e. the value is 1000.
PROBE_MIN_MILLISEC	This indicates the value of PROBE_MIN constant specified in RFC 3927 pg 26, in milliseconds i.e. the value is 1000.



RATE_LIMIT_INTERVAL	This indicates the value of RATE_LIMIT_INTERVAL constant specified in RFC 3927 pg 26, i.e. the value is 60 seconds.
DEFEND_INTERVAL	This indicates the value of DEFEND_INTERVAL constant specified in RFC 3927 pg 26, i.e. the value is 10 seconds.
ETHERNET_BROADCAST_ADDR	This indicates the Ethernet Broadcast Address. This value is equal to FF:FF:FF:FF:FF:FF
BROADCAST-IP	Broadcast IP address of the network
NULL-MAC-ADDRESS	This indicates a MAC address with value 00:00:00:00:00:00
DHCP_IP_ADDRESS_LEASE_TIME	Default value: adjustable indicates the duration of an active DHCP connection
HOST_MASK	Default value: depends on Tester Network Address Subnet mask of the tester network address
DUT_IFACE_0	Default value: depends on DUT implementation connected DUT Ethernet interface
DIFACE-0-MAC-ADDR	Default value: DUT MAC Address indicates the duration of an active DHCP connection
LINK_LOCAL_ECHO_REPLY_COUNT	Default value: empty placeholder for a following comparison.

## 4.5.6 Tests

### 4.5.6.1 Introduction

#### 4.5.6.1.1 IPv4\_AUTOCONF\_INTRO\_01: Link local address configurability condition (in presence of operable routable address)

Synopsis	When an operable routable address is available on an interface, the host SHOULD NOT also assign an IPv4 Link-Local address on that interface.
Prerequisites	Check section prerequisites
Test setup	Topology 1
Test Input Parameters	Check section general Input Parameters
Test Procedure	<ol style="list-style-type: none"> <li>1. DUT CONFIGURE: Externally configure DHCP Client on &lt;Diface-0&gt;</li> <li>2. DUT CONFIGURE: Externally cause DUT to bring up &lt;Diface-0&gt;</li> <li>3. TESTER: &lt;SERVER-1&gt; Listens (up to &lt;ParamListenTime&gt;) on &lt;Diface-0&gt;</li> <li>4. DUT: Sends DHCPDISCOVER Message</li> <li>5. TESTER: &lt;SERVER-1&gt; Sends DHCPOFFER Message to DUT through &lt;Diface-0&gt; containing: <ul style="list-style-type: none"> <li>- Source IP Address set to &lt;ROUTABLE_IP_ADDR_1&gt;</li> <li>- 'yiaddr' field set to &lt;ROUTABLE_IP_ADDR_2&gt;</li> <li>- Message Option containing: <ul style="list-style-type: none"> <li>- Type field set to DHCP_IP_ADDRESS_LEASE_TIME</li> <li>- Length field set to 4</li> <li>- Value set to &lt;PARAM_LISTEN_TIME*3&gt;</li> </ul> </li> </ul> </li> <li>6. TESTER: &lt;SERVER-1&gt; Listens (up to &lt;ParamListenTime&gt;) on &lt;Diface-0&gt;</li> <li>7. DUT: Sends DHCPREQUEST Message</li> <li>8. TESTER: &lt;SERVER-1&gt; Sends DHCPACK Message to DUT through &lt;Diface-0&gt; containing: <ul style="list-style-type: none"> <li>- Source IP Address set to &lt;ROUTABLE_IP_ADDR_1&gt;</li> <li>- 'yiaddr' field set to &lt;ROUTABLE_IP_ADDR_2&gt;</li> <li>- Message Option containing: <ul style="list-style-type: none"> <li>- Type field set to DHCP_IP_ADDRESS_LEASE_TIME</li> <li>- Length field set to 4</li> <li>- Value set to &lt;PARAM_LISTEN_TIME*3&gt;</li> </ul> </li> </ul> </li> <li>9. TESTER: &lt;SERVER-1&gt; Listens (up to &lt;ParamListenTime&gt;) on &lt;Diface-0&gt; <ul style="list-style-type: none"> <li>- Expected Network Address of Target IP Address set to &lt;LINK-LOCAL-NET-ADDR&gt;</li> </ul> </li> <li>10. DUT: Does not send ARP Request Message</li> <li>11. CLEANUP: Externally cause DUT to shutdown &lt;Diface-0&gt;</li> </ol>

OPEN Alliance

Pass Criteria	4. DUT: Sends DHCPDISCOVER Message 7. DUT: Sends DHCPREQUEST Message 10. DUT: Does not send ARP Request Message
Test Iterations	
Notes	Derived from RFC 3927 p8 Section 1.9 (SHOULD)

### 4.5.6.2 Address Selection, Defense and Delivery

#### 4.5.6.2.1 IPv4\_AUTOCONF\_ADDRESS\_SELECTION\_01: Future use of first 256 and last 256 addresses in the 169.254/16 prefix

Synopsis	The first 256 and last 256 addresses in the 169.254/16 prefix are reserved for future use and MUST NOT be selected by a host using this dynamic configuration mechanism.
Prerequisites	Check section prerequisites
Test setup	Topology 1
Test Input Parameters	Check section general Input Parameters
Test Procedure	<ol style="list-style-type: none"> <li>1. DUT CONFIGURE: Externally configure DHCP Client on &lt;Diface-0&gt;</li> <li>2. DUT CONFIGURE: Externally cause DUT to bring up &lt;Diface-0&gt;</li> <li>3. TESTER: &lt;SERVER-1&gt; Listens (up to &lt;ParamListenTime&gt;) on &lt;Diface-0&gt;</li> <li>4. DUT: Sends DHCPDISCOVER Message</li> <li>5. TESTER: &lt;SERVER-1&gt; Listens (up to &lt;ParamListenTime&gt;) on &lt;Diface-0&gt; <ul style="list-style-type: none"> <li>- Expected Network Address of Target IP Address set to &lt;LINK-LOCAL-NET-ADDR&gt;</li> </ul> </li> <li>6. DUT: Sends ARP Request Message</li> <li>7. TESTER: Verify that received ARP Request Message contains: <ul style="list-style-type: none"> <li>- Target IP Address is greater than &lt;169.254.0.255&gt;</li> <li>- Target IP Address is less than or equal to &lt;169.254.254.255&gt;</li> </ul> </li> <li>8. CLEANUP: Externally cause DUT to shutdown &lt;Diface-0&gt;</li> </ol>
Pass Criteria	<ol style="list-style-type: none"> <li>4. DUT: Sends DHCPDISCOVER Message</li> <li>6. DUT: Sends ARP Request Message</li> <li>7. TESTER: Verify that received ARP Request Message contains: <ul style="list-style-type: none"> <li>- Target IP Address is greater than &lt;169.254.0.255&gt;</li> <li>- Target IP Address is less than or equal to &lt;169.254.254.255&gt;</li> </ul> </li> </ol>
Test Iterations	
Notes	Derived from RFC 3927 p10 Section 2.1 (MUST)

#### 4.5.6.2.2 IPv4\_AUTOCONF\_ADDRESS\_SELECTION\_03: Need for probing to detect address already in use

Synopsis	A host probes to see if an address is already in use by broadcasting an ARP Request for the desired address. (Note: this is an ARP Probe Request)
Prerequisites	Check section prerequisites
Test setup	Topology 1

Test Input Parameters	Check section general Input Parameters
Test Procedure	<ol style="list-style-type: none"> <li>1. DUT CONFIGURE: Externally configure DHCP Client on &lt;Diface-0&gt;</li> <li>2. DUT CONFIGURE: Externally cause DUT to bring up &lt;Diface-0&gt;</li> <li>3. TESTER: &lt;SERVER-1&gt; Listens (up to &lt;ParamListenTime&gt;) on &lt;Diface-0&gt;</li> <li>4. DUT: Sends DHCPDISCOVER Message</li> <li>5. TESTER: &lt;SERVER-1&gt; Listens (up to &lt;ParamListenTime&gt;) on &lt;Diface-0&gt; <ul style="list-style-type: none"> <li>- Expected Network Address of Target IP Address set to &lt;LINK-LOCAL-NET-ADDR&gt;</li> </ul> </li> <li>6. DUT: Sends ARP Request Message</li> <li>7. TESTER: Verify that received ARP Probe Request Message contains: <ul style="list-style-type: none"> <li>- Ethernet Destination Hardware Address is set to ETHERNET_BROADCAST_ADDR</li> </ul> </li> <li>8. CLEANUP: Externally cause DUT to shutdown &lt;Diface-0&gt;</li> </ol>
Pass Criteria	<ol style="list-style-type: none"> <li>4. DUT: Sends DHCPDISCOVER Message</li> <li>6. DUT: Sends ARP Request Message</li> <li>7. TESTER: Verify that received ARP Request Message contains: <ul style="list-style-type: none"> <li>- Ethernet Destination Hardware Address is set to ETHERNET_BROADCAST_ADDR</li> </ul> </li> </ol>
Test Iterations	
Notes	Derived from RFC 3927 p12 Section 2.2.1 (MUST)

4.5.6.2.3 IPv4\_AUTOCONF\_ADDRESS\_SELECTION\_05: Sender hardware address field usage

Synopsis	The client MUST fill in the sender hardware address field of the ARP Request with the hardware address of the interface through which it is sending the packet. (Note: This holds true for all kinds of ARP frames: Request, Response, Probe)
Prerequisites	Check section prerequisites
Test setup	Topology 1
Test Input Parameters	Check section general Input Parameters
Test Procedure	<ol style="list-style-type: none"> <li>1. DUT CONFIGURE: Externally configure DHCP Client on &lt;Diface-0&gt;</li> <li>2. DUT CONFIGURE: Externally cause DUT to bring up &lt;Diface-0&gt;</li> <li>3. TESTER: &lt;SERVER-1&gt; Listens (up to &lt;ParamListenTime&gt;) on &lt;Diface-0&gt;</li> <li>4. DUT: Sends DHCPDISCOVER Message</li> <li>5. TESTER: &lt;SERVER-1&gt; Listens (up to &lt;ParamListenTime&gt;) on &lt;Diface-0&gt; <ul style="list-style-type: none"> <li>- Expected Network Address of Target IP Address set to &lt;LINK-LOCAL-NET-ADDR&gt;</li> </ul> </li> <li>6. DUT: Sends ARP Request Message</li> <li>7. TESTER: Verify that received ARP Request Message contains: <ul style="list-style-type: none"> <li>- Source Hardware Address is set to &lt;DIFACE-0-MAC-ADDR&gt;</li> </ul> </li> <li>8. CLEANUP: Externally cause DUT to shutdown &lt;Diface-0&gt;</li> </ol>
Pass Criteria	<ol style="list-style-type: none"> <li>4. DUT: Sends DHCPDISCOVER Message</li> <li>6. DUT: Sends ARP Request Message</li> <li>7. TESTER: Verify that received ARP Request Message contains: <ul style="list-style-type: none"> <li>- Source Hardware Address is set to &lt;DIFACE-0-MAC-ADDR&gt;</li> </ul> </li> </ol>
Test Iterations	
Notes	Derived from RFC 3927 p12 Section 2.2.1 (MUST)

4.5.6.2.4 IPv4\_AUTOCONF\_ADDRESS\_SELECTION\_06: Sender IP address setting

Synopsis	The sender IP address field MUST be set to all zeroes. (Note: this is testing for the ARP Probe frame).
Prerequisites	Check section prerequisites
Test setup	Topology 1
Test Input Parameters	Check section general Input Parameters
Test Procedure	<ol style="list-style-type: none"> <li>1. DUT CONFIGURE: Externally configure DHCP Client on &lt;Diface-0&gt;</li> <li>2. DUT CONFIGURE: Externally cause DUT to bring up &lt;Diface-0&gt;</li> <li>3. TESTER: &lt;SERVER-1&gt; Listens (up to &lt;ParamListenTime&gt;) on &lt;Diface-0&gt;</li> <li>4. DUT: Sends DHCPDISCOVER Message</li> <li>5. TESTER: &lt;SERVER-1&gt; Listens (up to &lt;ParamListenTime&gt;) on &lt;Diface-0&gt; <ul style="list-style-type: none"> <li>- Expected Network Address of Target IP Address set to &lt;LINK-LOCAL-NET-ADDR&gt;</li> </ul> </li> <li>6. DUT: Sends ARP Request Message</li> <li>7. TESTER: Verify that received ARP Request Message contains: <ul style="list-style-type: none"> <li>- Sender IP Address is set to &lt;0.0.0.0&gt;</li> </ul> </li> <li>8. CLEANUP: Externally cause DUT to shutdown &lt;Diface-0&gt;</li> </ol>
Pass Criteria	<ol style="list-style-type: none"> <li>4. DUT: Sends DHCPDISCOVER Message</li> <li>6. DUT: Sends ARP Request Message</li> <li>7. TESTER: Verify that received ARP Request Message contains: <ul style="list-style-type: none"> <li>- Sender IP Address is set to &lt;0.0.0.0&gt;</li> </ul> </li> </ol>
Test Iterations	
Notes	Derived from RFC 3927 p12 Section 2.2.1 (MUST)

4.5.6.2.5 IPv4\_AUTOCONF\_ADDRESS\_SELECTION\_07: Target hardware address setting and receive check

Synopsis	The target hardware address field is ignored and SHOULD be set to all zeroes.
Prerequisites	Check section prerequisites
Test setup	Topology 1
Test Input Parameters	Check section general Input Parameters
Test Procedure	<ol style="list-style-type: none"> <li>1. DUT CONFIGURE: Externally configure DHCP Client on &lt;Diface-0&gt;</li> <li>2. DUT CONFIGURE: Externally cause DUT to bring up &lt;Diface-0&gt;</li> <li>3. TESTER: &lt;SERVER-1&gt; Listens (up to &lt;ParamListenTime&gt;) on &lt;Diface-0&gt;</li> <li>4. DUT: Sends DHCPDISCOVER Message</li> <li>5. TESTER: &lt;SERVER-1&gt; Listens (up to &lt;ParamListenTime&gt;) on &lt;Diface-0&gt; <ul style="list-style-type: none"> <li>- Expected Network Address of Target IP Address set to &lt;LINK-LOCAL-NET-ADDR&gt;</li> </ul> </li> <li>6. DUT: Sends ARP Request Message</li> <li>7. TESTER: Verify that received ARP Request Message contains: <ul style="list-style-type: none"> <li>- Target Hardware Address is set to &lt;NULL-MAC-ADDRESS&gt;</li> </ul> </li> <li>8. CLEANUP: Externally cause DUT to shutdown &lt;Diface-0&gt;</li> </ol>
Pass Criteria	<ol style="list-style-type: none"> <li>4. DUT: Sends DHCPDISCOVER Message</li> <li>6. DUT: Sends ARP Request Message</li> <li>7. TESTER: Verify that received ARP Request Message contains: <ul style="list-style-type: none"> <li>- Target Hardware Address is set to &lt;NULL-MAC-ADDRESS&gt;</li> </ul> </li> </ol>
Test Iterations	
Notes	Derived from RFC 3927 p12 Section 2.2.1 (SHOULD)



4.5.6.2.6 IPv4\_AUTOCONF\_ADDRESS\_SELECTION\_08: Target IP address field setting

Synopsis	The target IP address field MUST be set to the address being probed.
Prerequisites	Check section prerequisites
Test setup	Topology 1
Test Input Parameters	Check section general Input Parameters
Test Procedure	<ol style="list-style-type: none"> <li>1. DUT CONFIGURE: Externally configure DHCP Client on &lt;Diface-0&gt;</li> <li>2. DUT CONFIGURE: Externally cause DUT to bring up &lt;Diface-0&gt;</li> <li>3. TESTER: &lt;SERVER-1&gt; Listens (up to &lt;ParamListenTime&gt;) on &lt;Diface-0&gt;</li> <li>4. DUT: Sends DHCPDISCOVER Message</li> <li>5. TESTER: &lt;SERVER-1&gt; Listens (up to &lt;ParamListenTime&gt;) on &lt;Diface-0&gt;  - Expected Network Address of Target IP Address set to &lt;LINK-LOCAL-NET-ADDR&gt;</li> <li>6. DUT: Sends ARP Request Message</li> <li>7. CLEANUP: Externally cause DUT to shutdown &lt;Diface-0&gt;</li> </ol>
Pass Criteria	<ol style="list-style-type: none"> <li>4. DUT: Sends DHCPDISCOVER Message</li> <li>6. DUT: Sends ARP Request Message</li> </ol>
Test Iterations	
Notes	Derived from RFC 3927 p12 Section 2.2.1 (MUST)

4.5.6.2.7 IPv4\_AUTOCONF\_ADDRESS\_SELECTION\_09: Probing time interval and packet count - I

Synopsis	When ready to begin probing, the host should then wait for a random time interval selected uniformly in the range zero to PROBE_WAIT seconds, and should then send PROBE_NUM probe packets, each of these probe packets spaced randomly, PROBE_MIN to PROBE_MAX seconds apart. (Note : Here TESTER is verifying that the number of PROBES received is equal to PROBE_NUM)
Prerequisites	Check section prerequisites
Test setup	Topology 1
Test Input Parameters	Check section general Input Parameters
Test Procedure	<ol style="list-style-type: none"> <li>1. DUT CONFIGURE: Externally configure DHCP Client on &lt;Diface-0&gt;</li> <li>2. DUT CONFIGURE: Externally cause DUT to bring up &lt;Diface-0&gt;</li> <li>3. TESTER: &lt;SERVER-1&gt; Listens (up to &lt;ParamListenTime&gt;) on &lt;Diface-0&gt;</li> <li>4. DUT: Sends DHCPDISCOVER Message</li> <li>5. TESTER: &lt;SERVER-1&gt; Listens (up to &lt;ParamListenTime&gt;) on &lt;Diface-0&gt; <ul style="list-style-type: none"> <li>- Source IP Address set to &lt;0.0.0.0&gt;</li> <li>- Expected Network Address of Target IP Address set to &lt;LINK-LOCAL-NET-ADDR&gt;</li> </ul> </li> <li>6. DUT: Sends 3 ARP Request Messages</li> <li>7. CLEANUP: Externally cause DUT to shutdown &lt;Diface-0&gt;</li> </ol>
Pass Criteria	<ol style="list-style-type: none"> <li>4. DUT: Sends DHCPDISCOVER Message</li> <li>6. DUT: Sends 3 ARP Request Messages</li> </ol>
Test Iterations	
Notes	Derived from RFC 3927 p12 Section 2.2.1 (MUST)

4.5.6.2.8 IPv4\_AUTOCONF\_ADDRESS\_SELECTION\_10: Probing time interval and packet count - II

Synopsis	When ready to begin probing, the host should then wait for a random time interval selected uniformly in the range zero to PROBE_WAIT seconds, and should then send PROBE_NUM probe packets, each of these probe packets spaced randomly, PROBE_MIN to PROBE_MAX seconds apart. (Note : Here TESTER is verifying that the time gap between consecutive probes falls in the range <PROBE_MIN_IN_MILLISEC> to <PROBE_MAX_IN_MILLISEC>. Tolerance is 50 milliseconds).
Prerequisites	Check section prerequisites
Test setup	Topology 1
Test Input Parameters	Check section general Input Parameters
Test Procedure	<ol style="list-style-type: none"> <li>1. DUT CONFIGURE: Externally configure DHCP Client on &lt;Diface-0&gt;</li> <li>2. DUT CONFIGURE: Externally cause DUT to bring up &lt;Diface-0&gt;</li> <li>3. TESTER: &lt;SERVER-1&gt; Listens (up to &lt;ParamListenTime&gt;) on &lt;Diface-0&gt;</li> <li>4. DUT: Sends DHCPDISCOVER Message</li> <li>5. TESTER: &lt;SERVER-1&gt; Listens (up to &lt;ParamListenTime&gt;) on &lt;Diface-0&gt; <ul style="list-style-type: none"> <li>- Expected Network Address of Target IP Address set to &lt;LINK-LOCAL-NET-ADDR&gt;</li> </ul> </li> <li>6. DUT: Sends 3 ARP Request Messages</li> <li>7. TESTER: Verify that the time interval between reception of last two ARP Requests is greater than (&lt;PROBE_MIN_IN_MILLISEC&gt; - 50) milli second</li> <li>8. TESTER: Verify that the time interval between reception of last two ARP Requests is less than (&lt;PROBE_MAX_IN_MILLISEC&gt; + 50) milli second</li> <li>9. TESTER: Verify that the time interval between reception of 1st ARP Request and second last ARP Request is greater than (&lt;PROBE_MIN_IN_MILLISEC&gt; - 50) milli second</li> <li>10. TESTER: Verify that the time interval between reception of 1st ARP Request and second last ARP Request is less than (&lt;PROBE_MAX_IN_MILLISEC&gt; + 50) milli second</li> <li>11. CLEANUP: Externally cause DUT to shutdown &lt;Diface-0&gt;</li> </ol>
Pass Criteria	<ol style="list-style-type: none"> <li>4. DUT: Sends DHCPDISCOVER Message</li> <li>6. DUT: Sends 3 ARP Request Messages</li> <li>7. TESTER: Verify that the time interval between reception of last two ARP Requests is greater than</li> </ol>

OPEN Alliance

	<p>(&lt;PROBE_MIN_IN_MILLISEC&gt; - 50) milli second              8. TESTER: Verify that the time interval between reception of last two ARP Requests is less than (&lt;PROBE_MAX_IN_MILLISEC&gt; + 50) milli second              9. TESTER: Verify that the time interval between reception of 1st ARP Request and second last ARP Request is greater than (&lt;PROBE_MIN_IN_MILLISEC&gt; - 50) milli second              10. TESTER: Verify that the time interval between reception of 1st ARP Request and second last ARP Request is less than (&lt;PROBE_MAX_IN_MILLISEC&gt; + 50) milli second</p>
Test Iterations	
Notes	Derived from RFC 3927 p12 Section 2.2.1 (MUST)

4.5.6.2.9 IPv4\_AUTOCONF\_ADDRESS\_SELECTION\_11: Probing and reception of ARP packet - I

Synopsis	If during this period, from the beginning of the probing process until ANNOUNCE_WAIT seconds after the last probe packet is sent, the host receives any ARP packet (Request *or* Reply) on the interface where the probe is being performed where the packet's 'sender IP address' is the address being probed for, then the host MUST treat this address as being in use by some other host, and MUST select a new pseudo-random address and repeat the process. (Note : Here TESTER is sending a conflicting ARP request packet with sender IP address equal to the link-local probed address and verifies that DUT sends another ARP Probe with a different link-local probe address)
Prerequisites	Check section prerequisites
Test setup	Topology 1
Test Input Parameters	Check section general Input Parameters
Test Procedure	<ol style="list-style-type: none"> <li>1. DUT CONFIGURE: Externally configure DHCP Client on &lt;Diface-0&gt;</li> <li>2. DUT CONFIGURE: Externally cause DUT to bring up &lt;Diface-0&gt;</li> <li>3. TESTER: &lt;SERVER-1&gt; Listens (up to &lt;ParamListenTime&gt;) on &lt;Diface-0&gt;</li> <li>4. DUT: Sends DHCPDISCOVER Message</li> <li>5. TESTER: &lt;SERVER-1&gt; Listens (up to &lt;ParamListenTime&gt;) on &lt;Diface-0&gt; <ul style="list-style-type: none"> <li>- Expected Network Address of Target IP Address set to &lt;LINK-LOCAL-NET-ADDR&gt;</li> </ul> </li> <li>6. DUT: Sends 3 ARP Request Messages</li> <li>7. TESTER: &lt;SERVER-1&gt; retrieves the value of Destination Protocol Address field of ARP Request Message received from &lt;Diface-0&gt; and stores it in &lt;DIFACE-0-IP-LINKLOCAL-ADDR&gt;</li> <li>8. TESTER: &lt;SERVER-1&gt; Sends ARP Request Message to DUT through &lt;Diface-0&gt; containing: <ul style="list-style-type: none"> <li>- Source IP Address set to &lt;DIFACE-0-IP-LINKLOCAL-ADDR&gt;</li> <li>- Destination IP Address set to &lt;255.255.255.255&gt;</li> </ul> </li> <li>9. TESTER: &lt;SERVER-1&gt; Listens (up to &lt;ParamListenTime&gt;) on &lt;Diface-0&gt; <ul style="list-style-type: none"> <li>- Expected Network Address of Target IP Address set to &lt;LINK-LOCAL-NET-ADDR&gt;</li> </ul> </li> <li>10. DUT: Sends ARP Request Message</li> <li>11. TESTER: Verify that received ARP Request Message contains: <ul style="list-style-type: none"> <li>- Target IP Address is not set to &lt;DIFACE-0-IP-LINKLOCAL-ADDR&gt;</li> </ul> </li> <li>12. CLEANUP: Externally cause DUT to shutdown &lt;Diface-0&gt;</li> </ol>
Pass Criteria	<ol style="list-style-type: none"> <li>4. DUT: Sends DHCPDISCOVER Message</li> <li>6. DUT: Sends 3 ARP Request Messages</li> <li>10. DUT: Sends ARP Request Message</li> <li>11. TESTER: Verify that received ARP Request Message contains: <ul style="list-style-type: none"> <li>- Target IP Address is not set to &lt;DIFACE-0-IP-LINKLOCAL-ADDR&gt;</li> </ul> </li> </ol>
Test Iterations	
Notes	Derived from RFC 3927 p12 Section 2.2.1 (MUST)

4.5.6.2.10 IPv4\_AUTOCONF\_ADDRESS\_SELECTION\_12: Probing and reception of ARP packet - II

Synopsis	If during this period, from the beginning of the probing process until ANNOUNCE_WAIT seconds after the last probe packet is sent, the host receives any ARP packet (Request *or* Reply) on the interface where the probe is being performed where the packet's 'sender IP address' is the address being probed for, then the host MUST treat this address as being in use by some other host, and MUST select a new pseudo-random address and repeat the process. (Note : Here TESTER is sending a conflicting ARP Response packet with sender IP address equal to the link-local probed address and verifies that DUT sends another ARP Probe with a different link-local probe address)
Prerequisites	Check section prerequisites
Test setup	Topology 1
Test Input Parameters	Check section general Input Parameters
Test Procedure	<ol style="list-style-type: none"> <li>1. DUT CONFIGURE: Externally configure DHCP Client on &lt;Diface-0&gt;</li> <li>2. DUT CONFIGURE: Externally cause DUT to bring up &lt;Diface-0&gt;</li> <li>3. TESTER: &lt;SERVER-1&gt; Listens (up to &lt;ParamListenTime&gt;) on &lt;Diface-0&gt;</li> <li>4. DUT: Sends DHCPDISCOVER Message</li> <li>5. TESTER: &lt;SERVER-1&gt; Listens (up to &lt;ParamListenTime&gt;) on &lt;Diface-0&gt; <ul style="list-style-type: none"> <li>- Expected Network Address of Target IP Address set to &lt;LINK-LOCAL-NET-ADDR&gt;</li> </ul> </li> <li>6. DUT: Sends 3 ARP Request Messages</li> <li>7. TESTER: &lt;SERVER-1&gt; retrieves the value of Destination Protocol Address field of ARP Request Message received from &lt;Diface-0&gt; and stores it in &lt;DIFACE-0-IP-LINKLOCAL-ADDR&gt;</li> <li>8. TESTER: &lt;SERVER-1&gt; Sends ARP Response Message to DUT through &lt;Diface-0&gt; containing: <ul style="list-style-type: none"> <li>- Source IP Address set to &lt;DIFACE-0-IP-LINKLOCAL-ADDR&gt;</li> <li>- Destination IP Address set to &lt;255.255.255.255&gt;</li> </ul> </li> <li>9. TESTER: &lt;SERVER-1&gt; Listens (up to &lt;ParamListenTime&gt;) on &lt;Diface-0&gt; <ul style="list-style-type: none"> <li>- Expected Network Address of Target IP Address set to &lt;LINK-LOCAL-NET-ADDR&gt;</li> </ul> </li> <li>10. DUT: Sends ARP Request Message</li> <li>11. TESTER: Verify that received ARP Request Message contains: <ul style="list-style-type: none"> <li>- Target IP Address is not set to &lt;DIFACE-0-IP-LINKLOCAL-ADDR&gt;</li> </ul> </li> <li>12. CLEANUP: Externally cause DUT to shutdown &lt;Diface-0&gt;</li> </ol>
Pass Criteria	<ol style="list-style-type: none"> <li>4. DUT: Sends DHCPDISCOVER Message</li> <li>6. DUT: Sends 3 ARP Request Messages</li> <li>10. DUT: Sends ARP Request Message</li> <li>11. TESTER: Verify that received ARP Request Message contains: <ul style="list-style-type: none"> <li>- Target IP Address is not set to &lt;DIFACE-0-IP-LINKLOCAL-ADDR&gt;</li> </ul> </li> </ol>
Test Iterations	
Notes	Derived from RFC 3927 p12 Section 2.2.1 (MUST)

4.5.6.2.11 IPv4\_AUTOCONF\_ADDRESS\_SELECTION\_13: Probing and reception of ARP packet - III

Synopsis	In addition, if during this period the host receives any ARP Probe where the packet's 'target IP address' is the address being probed for, and the packet's 'sender hardware address' is not the hardware address of the interface the host is attempting to configure, then the host MUST similarly treat this as an address conflict and select a new address as above.
Prerequisites	Check section prerequisites
Test setup	Topology 1
Test Input Parameters	Check section general Input Parameters
Test Procedure	<ol style="list-style-type: none"> <li>1. DUT CONFIGURE: Externally configure DHCP Client on &lt;Diface-0&gt;</li> <li>2. DUT CONFIGURE: Externally cause DUT to bring up &lt;Diface-0&gt;</li> <li>3. TESTER: &lt;SERVER-1&gt; Listens (up to &lt;ParamListenTime&gt;) on &lt;Diface-0&gt;</li> <li>4. DUT: Sends DHCPDISCOVER Message</li> <li>5. TESTER: &lt;SERVER-1&gt; Listens (up to &lt;ParamListenTime&gt;) on &lt;Diface-0&gt; <ul style="list-style-type: none"> <li>- Expected Network Address of Target IP Address set to &lt;LINK-LOCAL-NET-ADDR&gt;</li> </ul> </li> <li>6. DUT: Sends 3 ARP Request Messages</li> <li>7. TESTER: &lt;SERVER-1&gt; retrieves the value of Destination Protocol Address field of ARP Request Message received from &lt;Diface-0&gt; and stores it in &lt;DIFACE-0-IP-LINKLOCAL-ADDR&gt;</li> <li>8. TESTER: &lt;SERVER-1&gt; Sends ARP Request Message to DUT through &lt;Diface-0&gt; containing: <ul style="list-style-type: none"> <li>- Source IP Address set to &lt;0.0.0.0&gt;</li> <li>- Destination IP Address set to &lt;DIFACE-0-IP-LINKLOCAL-ADDR&gt;</li> </ul> </li> <li>9. TESTER: &lt;SERVER-1&gt; Listens (up to &lt;ParamListenTime&gt;) on &lt;Diface-0&gt; <ul style="list-style-type: none"> <li>- Expected Network Address of Target IP Address set to &lt;LINK-LOCAL-NET-ADDR&gt;</li> </ul> </li> <li>10. DUT: Sends ARP Request Message</li> <li>11. TESTER: Verify that received ARP Request Message contains: <ul style="list-style-type: none"> <li>- Target IP Address is not set to &lt;DIFACE-0-IP-LINKLOCAL-ADDR&gt;</li> </ul> </li> <li>12. CLEANUP: Externally cause DUT to shutdown &lt;Diface-0&gt;</li> </ol>
Pass Criteria	<ol style="list-style-type: none"> <li>4. DUT: Sends DHCPDISCOVER Message</li> <li>6. DUT: Sends 3 ARP Request Messages</li> <li>10. DUT: Sends ARP Request Message</li> <li>11. TESTER: Verify that received ARP Request Message contains: <ul style="list-style-type: none"> <li>- Target IP Address is not set to &lt;DIFACE-0-IP-LINKLOCAL-ADDR&gt;</li> </ul> </li> </ol>
Test Iterations	
Notes	Derived from RFC 3927 p12 Section 2.2.1 (MUST)

4.5.6.2.12 IPv4\_AUTOCONF\_ADDRESS\_SELECTION\_14: Conflict resolution - I

Synopsis	If the number of conflicts exceeds MAX_CONFLICTS then the host MUST limit the rate at which it probes for new addresses to no more than one new address per RATE_LIMIT_INTERVAL. (Note : Here TESTER checks that if number of conflicts reach MAX_CONFLICTS(10) then the host should not send any ARP request within RATE_LIMIT_INTERVAL seconds after the 10th conflict)
Prerequisites	Check section prerequisites
Test setup	Topology 1
Test Input Parameters	Check section general Input Parameters
Test Procedure	<ol style="list-style-type: none"> <li>1. DUT CONFIGURE: Externally configure DHCP Client on &lt;Diface-0&gt;</li> <li>2. DUT CONFIGURE: Externally cause DUT to bring up &lt;Diface-0&gt;</li> <li>3. TESTER: &lt;SERVER-1&gt; Listens (up to &lt;ParamListenTime&gt;) on &lt;Diface-0&gt;</li> <li>4. DUT: Sends DHCPDISCOVER Message</li> <li>5. TESTER: &lt;SERVER-1&gt; Listens (up to &lt;ParamListenTime&gt;) on &lt;Diface-0&gt; <ul style="list-style-type: none"> <li>- Expected Network Address of Target IP Address set to &lt;LINK-LOCAL-NET-ADDR&gt;</li> </ul> </li> <li>6. DUT: Sends 3 ARP Request Messages</li> <li>7. TESTER: &lt;SERVER-1&gt; retrieves the value of Destination Protocol Address field of ARP Request Message received from &lt;Diface-0&gt; and stores it in &lt;DIFACE-0-IP-LINKLOCAL-ADDR&gt;</li> <li>8. TESTER: &lt;SERVER-1&gt; Sends ARP Request Message to DUT through &lt;Diface-0&gt; containing: <ul style="list-style-type: none"> <li>- Source IP Address set to &lt;DIFACE-0-IP-LINKLOCAL-ADDR&gt;</li> <li>- Destination IP Address set to &lt;DIFACE-0-IP-LINKLOCAL-ADDR&gt;</li> </ul> </li> <li>9. TESTER: &lt;SERVER-1&gt; Listens (up to &lt;ParamListenTime&gt;) on &lt;Diface-0&gt; <ul style="list-style-type: none"> <li>- Expected Network Address of Target IP Address set to &lt;LINK-LOCAL-NET-ADDR&gt;</li> </ul> </li> <li>10. DUT: Sends ARP Request Message</li> <li>11. TESTER: Verify that received ARP Request Message contains: <ul style="list-style-type: none"> <li>- Target IP Address is not set to &lt;DIFACE-0-IP-LINKLOCAL-ADDR&gt;</li> </ul> </li> <li>12. TESTER: &lt;SERVER-1&gt; retrieves the value of Destination Protocol Address field of ARP Request Message received from &lt;Diface-0&gt; and stores it in &lt;DIFACE-0-IP-LINKLOCAL-ADDR&gt;</li> <li>13. TESTER: &lt;SERVER-1&gt; Sends ARP Request Message to DUT through &lt;Diface-0&gt; containing: <ul style="list-style-type: none"> <li>- Source IP Address set to &lt;DIFACE-0-IP-LINKLOCAL-ADDR&gt;</li> <li>- Destination IP Address set to &lt;DIFACE-0-IP-LINKLOCAL-ADDR&gt;</li> </ul> </li> <li>14. TESTER: &lt;SERVER-1&gt; Listens (up to &lt;ParamListenTime&gt;) on &lt;Diface-0&gt; <ul style="list-style-type: none"> <li>- Expected Network Address of Target IP Address set to &lt;LINK-LOCAL-NET-ADDR&gt;</li> </ul> </li> <li>15. DUT: Sends ARP Request Message</li> </ol>



	<p>16. TESTER: Verify that received ARP Request Message contains:          - Target IP Address is not set to &lt;DIFACE-0-IP-LINKLOCAL-ADDR&gt;</p> <p>17. TESTER: &lt;SERVER-1&gt; retrieves the value of Destination Protocol Address field of ARP Request Message received from &lt;Diface-0&gt; and stores it in &lt;DIFACE-0-IP-LINKLOCAL-ADDR&gt;</p> <p>18. TESTER: &lt;SERVER-1&gt; Sends ARP Request Message to DUT through &lt;Diface-0&gt; containing:          - Source IP Address set to &lt;DIFACE-0-IP-LINKLOCAL-ADDR&gt;          - Destination IP Address set to &lt;DIFACE-0-IP-LINKLOCAL-ADDR&gt;</p> <p>19. TESTER: &lt;SERVER-1&gt; Listens (up to &lt;ParamListenTime&gt;) on &lt;Diface-0&gt;          - Expected Network Address of Target IP Address set to &lt;LINK-LOCAL-NET-ADDR&gt;</p> <p>20. DUT: Sends ARP Request Message</p> <p>21. TESTER: Verify that received ARP Request Message contains:          - Target IP Address is not set to &lt;DIFACE-0-IP-LINKLOCAL-ADDR&gt;</p> <p>22. TESTER: &lt;SERVER-1&gt; retrieves the value of Destination Protocol Address field of ARP Request Message received from &lt;Diface-0&gt; and stores it in &lt;DIFACE-0-IP-LINKLOCAL-ADDR&gt;</p> <p>23. TESTER: &lt;SERVER-1&gt; Sends ARP Request Message to DUT through &lt;Diface-0&gt; containing:          - Source IP Address set to &lt;DIFACE-0-IP-LINKLOCAL-ADDR&gt;          - Destination IP Address set to &lt;DIFACE-0-IP-LINKLOCAL-ADDR&gt;</p> <p>24. TESTER: &lt;SERVER-1&gt; Listens (up to &lt;ParamListenTime&gt;) on &lt;Diface-0&gt;          - Expected Network Address of Target IP Address set to &lt;LINK-LOCAL-NET-ADDR&gt;</p> <p>25. DUT: Sends ARP Request Message</p> <p>26. TESTER: Verify that received ARP Request Message contains:          - Target IP Address is not set to &lt;DIFACE-0-IP-LINKLOCAL-ADDR&gt;</p> <p>27. TESTER: &lt;SERVER-1&gt; retrieves the value of Destination Protocol Address field of ARP Request Message received from &lt;Diface-0&gt; and stores it in &lt;DIFACE-0-IP-LINKLOCAL-ADDR&gt;</p> <p>28. TESTER: &lt;SERVER-1&gt; Sends ARP Request Message to DUT through &lt;Diface-0&gt; containing:          - Source IP Address set to &lt;DIFACE-0-IP-LINKLOCAL-ADDR&gt;          - Destination IP Address set to &lt;DIFACE-0-IP-LINKLOCAL-ADDR&gt;</p> <p>29. TESTER: &lt;SERVER-1&gt; Listens (up to &lt;ParamListenTime&gt;) on &lt;Diface-0&gt;          - Expected Network Address of Target IP Address set to &lt;LINK-LOCAL-NET-ADDR&gt;</p> <p>30. DUT: Sends ARP Request Message</p> <p>31. TESTER: Verify that received ARP Request Message contains:          - Target IP Address is not set to &lt;DIFACE-0-IP-LINKLOCAL-ADDR&gt;</p> <p>32. TESTER: &lt;SERVER-1&gt; retrieves the value of Destination Protocol Address field of ARP Request Message received from &lt;Diface-0&gt; and stores it in &lt;DIFACE-0-IP-LINKLOCAL-ADDR&gt;</p> <p>33. TESTER: &lt;SERVER-1&gt; Sends ARP Request Message to DUT through &lt;Diface-0&gt; containing:          - Source IP Address set to &lt;DIFACE-0-IP-LINKLOCAL-ADDR&gt;</p>
--	---

	<ul style="list-style-type: none"> <li>- Destination IP Address set to &lt;DIFACE-0-IP-LINKLOCAL-ADDR&gt;</li> <li>34. TESTER: &lt;SERVER-1&gt; Listens (up to &lt;ParamListenTime&gt;) on &lt;Diface-0&gt; <ul style="list-style-type: none"> <li>- Expected Network Address of Target IP Address set to &lt;LINK-LOCAL-NET-ADDR&gt;</li> </ul> </li> <li>35. DUT: Sends ARP Request Message</li> <li>36. TESTER: Verify that received ARP Request Message contains: <ul style="list-style-type: none"> <li>- Target IP Address is not set to &lt;DIFACE-0-IP-LINKLOCAL-ADDR&gt;</li> </ul> </li> <li>37. TESTER: &lt;SERVER-1&gt; retrieves the value of Destination Protocol Address field of ARP Request Message received from &lt;Diface-0&gt; and stores it in &lt;DIFACE-0-IP-LINKLOCAL-ADDR&gt;</li> <li>38. TESTER: &lt;SERVER-1&gt; Sends ARP Request Message to DUT through &lt;Diface-0&gt; containing: <ul style="list-style-type: none"> <li>- Source IP Address set to &lt;DIFACE-0-IP-LINKLOCAL-ADDR&gt;</li> <li>- Destination IP Address set to &lt;DIFACE-0-IP-LINKLOCAL-ADDR&gt;</li> </ul> </li> <li>39. TESTER: &lt;SERVER-1&gt; Listens (up to &lt;ParamListenTime&gt;) on &lt;Diface-0&gt; <ul style="list-style-type: none"> <li>- Expected Network Address of Target IP Address set to &lt;LINK-LOCAL-NET-ADDR&gt;</li> </ul> </li> <li>40. DUT: Sends ARP Request Message</li> <li>41. TESTER: Verify that received ARP Request Message contains: <ul style="list-style-type: none"> <li>- Target IP Address is not set to &lt;DIFACE-0-IP-LINKLOCAL-ADDR&gt;</li> </ul> </li> <li>42. TESTER: &lt;SERVER-1&gt; retrieves the value of Destination Protocol Address field of ARP Request Message received from &lt;Diface-0&gt; and stores it in &lt;DIFACE-0-IP-LINKLOCAL-ADDR&gt;</li> <li>43. TESTER: &lt;SERVER-1&gt; Sends ARP Request Message to DUT through &lt;Diface-0&gt; containing: <ul style="list-style-type: none"> <li>- Source IP Address set to &lt;DIFACE-0-IP-LINKLOCAL-ADDR&gt;</li> <li>- Destination IP Address set to &lt;DIFACE-0-IP-LINKLOCAL-ADDR&gt;</li> </ul> </li> <li>44. TESTER: &lt;SERVER-1&gt; Listens (up to &lt;ParamListenTime&gt;) on &lt;Diface-0&gt; <ul style="list-style-type: none"> <li>- Expected Network Address of Target IP Address set to &lt;LINK-LOCAL-NET-ADDR&gt;</li> </ul> </li> <li>45. DUT: Sends ARP Request Message</li> <li>46. TESTER: Verify that received ARP Request Message contains: <ul style="list-style-type: none"> <li>- Target IP Address is not set to &lt;DIFACE-0-IP-LINKLOCAL-ADDR&gt;</li> </ul> </li> <li>47. TESTER: &lt;SERVER-1&gt; retrieves the value of Destination Protocol Address field of ARP Request Message received from &lt;Diface-0&gt; and stores it in &lt;DIFACE-0-IP-LINKLOCAL-ADDR&gt;</li> <li>48. TESTER: &lt;SERVER-1&gt; Sends ARP Request Message to DUT through &lt;Diface-0&gt; containing: <ul style="list-style-type: none"> <li>- Source IP Address set to &lt;DIFACE-0-IP-LINKLOCAL-ADDR&gt;</li> <li>- Destination IP Address set to &lt;DIFACE-0-IP-LINKLOCAL-ADDR&gt;</li> </ul> </li> <li>49. TESTER: &lt;SERVER-1&gt; Listens (up to &lt;ParamListenTime&gt;) on &lt;Diface-0&gt; <ul style="list-style-type: none"> <li>- Expected Network Address of Target IP Address set to &lt;LINK-LOCAL-NET-ADDR&gt;</li> </ul> </li> <li>50. DUT: Sends ARP Request Message</li> <li>51. TESTER: Verify that received ARP Request Message contains: <ul style="list-style-type: none"> <li>- Target IP Address is not set to &lt;DIFACE-0-IP-LINKLOCAL-ADDR&gt;</li> </ul> </li> <li>52. TESTER: &lt;SERVER-1&gt; retrieves the value of Destination Protocol</li> </ul>
--	---

	<p>Address field of ARP Request Message received from &lt;Diface-0&gt; and stores it in &lt;DIFACE-0-IP-LINKLOCAL-ADDR&gt;</p> <p>53. TESTER: &lt;SERVER-1&gt; Sends ARP Request Message to DUT through &lt;Diface-0&gt; containing:</p> <ul style="list-style-type: none"> <li>- Source IP Address set to &lt;DIFACE-0-IP-LINKLOCAL-ADDR&gt;</li> <li>- Destination IP Address set to &lt;DIFACE-0-IP-LINKLOCAL-ADDR&gt;</li> </ul> <p>54. TESTER: &lt;SERVER-1&gt; Listens (up to &lt;RATE_LIMIT_INTERVAL&gt; second) on &lt;Diface-0&gt;</p> <ul style="list-style-type: none"> <li>- Expected Network Address of Target IP Address set to &lt;LINK-LOCAL-NET-ADDR&gt;</li> </ul> <p>55. DUT: Does not send ARP Request Message</p> <p>56. CLEANUP: Externally cause DUT to shutdown &lt;Diface-0&gt;</p>
Pass Criteria	<p>4. DUT: Sends DHCPDISCOVER Message</p> <p>6. DUT: Sends 3 ARP Request Messages</p> <p>10. DUT: Sends ARP Request Message</p> <p>11. TESTER: Verify that received ARP Request Message contains:</p> <ul style="list-style-type: none"> <li>- Target IP Address is not set to &lt;DIFACE-0-IP-LINKLOCAL-ADDR&gt;</li> </ul> <p>15. DUT: Sends ARP Request Message</p> <p>16. TESTER: Verify that received ARP Request Message contains:</p> <ul style="list-style-type: none"> <li>- Target IP Address is not set to &lt;DIFACE-0-IP-LINKLOCAL-ADDR&gt;</li> </ul> <p>20. DUT: Sends ARP Request Message</p> <p>21. TESTER: Verify that received ARP Request Message contains:</p> <ul style="list-style-type: none"> <li>- Target IP Address is not set to &lt;DIFACE-0-IP-LINKLOCAL-ADDR&gt;</li> </ul> <p>25. DUT: Sends ARP Request Message</p> <p>26. TESTER: Verify that received ARP Request Message contains:</p> <ul style="list-style-type: none"> <li>- Target IP Address is not set to &lt;DIFACE-0-IP-LINKLOCAL-ADDR&gt;</li> </ul> <p>30. DUT: Sends ARP Request Message</p> <p>31. TESTER: Verify that received ARP Request Message contains:</p> <ul style="list-style-type: none"> <li>- Target IP Address is not set to &lt;DIFACE-0-IP-LINKLOCAL-ADDR&gt;</li> </ul> <p>35. DUT: Sends ARP Request Message</p> <p>36. TESTER: Verify that received ARP Request Message contains:</p> <ul style="list-style-type: none"> <li>- Target IP Address is not set to &lt;DIFACE-0-IP-LINKLOCAL-ADDR&gt;</li> </ul> <p>40. DUT: Sends ARP Request Message</p> <p>41. TESTER: Verify that received ARP Request Message contains:</p> <ul style="list-style-type: none"> <li>- Target IP Address is not set to &lt;DIFACE-0-IP-LINKLOCAL-ADDR&gt;</li> </ul> <p>45. DUT: Sends ARP Request Message</p> <p>46. TESTER: Verify that received ARP Request Message contains:</p> <ul style="list-style-type: none"> <li>- Target IP Address is not set to &lt;DIFACE-0-IP-LINKLOCAL-ADDR&gt;</li> </ul> <p>50. DUT: Sends ARP Request Message</p> <p>51. TESTER: Verify that received ARP Request Message contains:</p> <ul style="list-style-type: none"> <li>- Target IP Address is not set to &lt;DIFACE-0-IP-LINKLOCAL-ADDR&gt;</li> </ul> <p>55. DUT: Does not send ARP Request Message</p>
Test Iterations	
Notes	Derived from RFC 3927 p12 Section 2.2.1 (MUST)

4.5.6.2.13 IPv4\_AUTOCONF\_ADDRESS\_SELECTION\_15: Conflict resolution - II

Synopsis	If the number of conflicts exceeds MAX_CONFLICTS then the host MUST limit the rate at which it probes for new addresses to no more than one new address per RATE_LIMIT_INTERVAL. (Note : Here TESTER checks that if number of conflicts reach MAX_CONFLICTS(10) then the host should send only 1 ARP request after the RATE_LIMIT_INTERVAL seconds get over, within the next RATE_LIMIT_INTERVAL seconds)
Prerequisites	Check section prerequisites
Test setup	Topology 1
Test Input Parameters	Check section general Input Parameters
Test Procedure	<ol style="list-style-type: none"> <li>1. DUT CONFIGURE: Externally configure DHCP Client on &lt;Diface-0&gt;</li> <li>2. DUT CONFIGURE: Externally cause DUT to bring up &lt;Diface-0&gt;</li> <li>3. TESTER: &lt;SERVER-1&gt; Listens (up to &lt;ParamListenTime&gt;) on &lt;Diface-0&gt;</li> <li>4. DUT: Sends DHCPDISCOVER Message</li> <li>5. TESTER: &lt;SERVER-1&gt; Listens (up to &lt;ParamListenTime&gt;) on &lt;Diface-0&gt; <ul style="list-style-type: none"> <li>- Expected Network Address of Target IP Address set to &lt;LINK-LOCAL-NET-ADDR&gt;</li> </ul> </li> <li>6. DUT: Sends 3 ARP Request Messages</li> <li>7. TESTER: &lt;SERVER-1&gt; retrieves the value of Destination Protocol Address field of ARP Request Message received from &lt;Diface-0&gt; and stores it in &lt;DIFACE-0-IP-LINKLOCAL-ADDR&gt;</li> <li>8. TESTER: &lt;SERVER-1&gt; Sends ARP Request Message to DUT through &lt;Diface-0&gt; containing: <ul style="list-style-type: none"> <li>- Source IP Address set to &lt;DIFACE-0-IP-LINKLOCAL-ADDR&gt;</li> <li>- Destination IP Address set to &lt;DIFACE-0-IP-LINKLOCAL-ADDR&gt;</li> </ul> </li> <li>9. TESTER: &lt;SERVER-1&gt; Listens (up to &lt;ParamListenTime&gt;) on &lt;Diface-0&gt; <ul style="list-style-type: none"> <li>- Expected Network Address of Target IP Address set to &lt;LINK-LOCAL-NET-ADDR&gt;</li> </ul> </li> <li>10. DUT: Sends ARP Request Message</li> <li>11. TESTER: Verify that received ARP Request Message contains: <ul style="list-style-type: none"> <li>- Target IP Address is not set to &lt;DIFACE-0-IP-LINKLOCAL-ADDR&gt;</li> </ul> </li> <li>12. TESTER: &lt;SERVER-1&gt; retrieves the value of Destination Protocol Address field of ARP Request Message received from &lt;Diface-0&gt; and stores it in &lt;DIFACE-0-IP-LINKLOCAL-ADDR&gt;</li> <li>13. TESTER: &lt;SERVER-1&gt; Sends ARP Request Message to DUT through &lt;Diface-0&gt; containing: <ul style="list-style-type: none"> <li>- Source IP Address set to &lt;DIFACE-0-IP-LINKLOCAL-ADDR&gt;</li> <li>- Destination IP Address set to &lt;DIFACE-0-IP-LINKLOCAL-ADDR&gt;</li> </ul> </li> <li>14. TESTER: &lt;SERVER-1&gt; Listens (up to &lt;ParamListenTime&gt;) on &lt;Diface-0&gt; <ul style="list-style-type: none"> <li>- Expected Network Address of Target IP Address set to &lt;LINK-LOCAL-NET-ADDR&gt;</li> </ul> </li> <li>15. DUT: Sends ARP Request Message</li> </ol>

	<p>16. TESTER: Verify that received ARP Request Message contains:          - Target IP Address is not set to &lt;DIFACE-0-IP-LINKLOCAL-ADDR&gt;</p> <p>17. TESTER: &lt;SERVER-1&gt; retrieves the value of Destination Protocol Address field of ARP Request Message received from &lt;Diface-0&gt; and stores it in &lt;DIFACE-0-IP-LINKLOCAL-ADDR&gt;</p> <p>18. TESTER: &lt;SERVER-1&gt; Sends ARP Request Message to DUT through &lt;Diface-0&gt; containing:          - Source IP Address set to &lt;DIFACE-0-IP-LINKLOCAL-ADDR&gt;          - Destination IP Address set to &lt;DIFACE-0-IP-LINKLOCAL-ADDR&gt;</p> <p>19. TESTER: &lt;SERVER-1&gt; Listens (up to &lt;ParamListenTime&gt;) on &lt;Diface-0&gt;          - Expected Network Address of Target IP Address set to &lt;LINK-LOCAL-NET-ADDR&gt;</p> <p>20. DUT: Sends ARP Request Message</p> <p>21. TESTER: Verify that received ARP Request Message contains:          - Target IP Address is not set to &lt;DIFACE-0-IP-LINKLOCAL-ADDR&gt;</p> <p>22. TESTER: &lt;SERVER-1&gt; retrieves the value of Destination Protocol Address field of ARP Request Message received from &lt;Diface-0&gt; and stores it in &lt;DIFACE-0-IP-LINKLOCAL-ADDR&gt;</p> <p>23. TESTER: &lt;SERVER-1&gt; Sends ARP Request Message to DUT through &lt;Diface-0&gt; containing:          - Source IP Address set to &lt;DIFACE-0-IP-LINKLOCAL-ADDR&gt;          - Destination IP Address set to &lt;DIFACE-0-IP-LINKLOCAL-ADDR&gt;</p> <p>24. TESTER: &lt;SERVER-1&gt; Listens (up to &lt;ParamListenTime&gt;) on &lt;Diface-0&gt;          - Expected Network Address of Target IP Address set to &lt;LINK-LOCAL-NET-ADDR&gt;</p> <p>25. DUT: Sends ARP Request Message</p> <p>26. TESTER: Verify that received ARP Request Message contains:          - Target IP Address is not set to &lt;DIFACE-0-IP-LINKLOCAL-ADDR&gt;</p> <p>27. TESTER: &lt;SERVER-1&gt; retrieves the value of Destination Protocol Address field of ARP Request Message received from &lt;Diface-0&gt; and stores it in &lt;DIFACE-0-IP-LINKLOCAL-ADDR&gt;</p> <p>28. TESTER: &lt;SERVER-1&gt; Sends ARP Request Message to DUT through &lt;Diface-0&gt; containing:          - Source IP Address set to &lt;DIFACE-0-IP-LINKLOCAL-ADDR&gt;          - Destination IP Address set to &lt;DIFACE-0-IP-LINKLOCAL-ADDR&gt;</p> <p>29. TESTER: &lt;SERVER-1&gt; Listens (up to &lt;ParamListenTime&gt;) on &lt;Diface-0&gt;          - Expected Network Address of Target IP Address set to &lt;LINK-LOCAL-NET-ADDR&gt;</p> <p>30. DUT: Sends ARP Request Message</p> <p>31. TESTER: Verify that received ARP Request Message contains:          - Target IP Address is not set to &lt;DIFACE-0-IP-LINKLOCAL-ADDR&gt;</p> <p>32. TESTER: &lt;SERVER-1&gt; retrieves the value of Destination Protocol Address field of ARP Request Message received from &lt;Diface-0&gt; and stores it in &lt;DIFACE-0-IP-LINKLOCAL-ADDR&gt;</p> <p>33. TESTER: &lt;SERVER-1&gt; Sends ARP Request Message to DUT through &lt;Diface-0&gt; containing:          - Source IP Address set to &lt;DIFACE-0-IP-LINKLOCAL-ADDR&gt;</p>
--	---

	<ul style="list-style-type: none"> <li>- Destination IP Address set to &lt;DIFACE-0-IP-LINKLOCAL-ADDR&gt;</li> <li>34. TESTER: &lt;SERVER-1&gt; Listens (up to &lt;ParamListenTime&gt;) on &lt;Diface-0&gt; <ul style="list-style-type: none"> <li>- Expected Network Address of Target IP Address set to &lt;LINK-LOCAL-NET-ADDR&gt;</li> </ul> </li> <li>35. DUT: Sends ARP Request Message</li> <li>36. TESTER: Verify that received ARP Request Message contains: <ul style="list-style-type: none"> <li>- Target IP Address is not set to &lt;DIFACE-0-IP-LINKLOCAL-ADDR&gt;</li> </ul> </li> <li>37. TESTER: &lt;SERVER-1&gt; retrieves the value of Destination Protocol Address field of ARP Request Message received from &lt;Diface-0&gt; and stores it in &lt;DIFACE-0-IP-LINKLOCAL-ADDR&gt;</li> <li>38. TESTER: &lt;SERVER-1&gt; Sends ARP Request Message to DUT through &lt;Diface-0&gt; containing: <ul style="list-style-type: none"> <li>- Source IP Address set to &lt;DIFACE-0-IP-LINKLOCAL-ADDR&gt;</li> <li>- Destination IP Address set to &lt;DIFACE-0-IP-LINKLOCAL-ADDR&gt;</li> </ul> </li> <li>39. TESTER: &lt;SERVER-1&gt; Listens (up to &lt;ParamListenTime&gt;) on &lt;Diface-0&gt; <ul style="list-style-type: none"> <li>- Expected Network Address of Target IP Address set to &lt;LINK-LOCAL-NET-ADDR&gt;</li> </ul> </li> <li>40. DUT: Sends ARP Request Message</li> <li>41. TESTER: Verify that received ARP Request Message contains: <ul style="list-style-type: none"> <li>- Target IP Address is not set to &lt;DIFACE-0-IP-LINKLOCAL-ADDR&gt;</li> </ul> </li> <li>42. TESTER: &lt;SERVER-1&gt; retrieves the value of Destination Protocol Address field of ARP Request Message received from &lt;Diface-0&gt; and stores it in &lt;DIFACE-0-IP-LINKLOCAL-ADDR&gt;</li> <li>43. TESTER: &lt;SERVER-1&gt; Sends ARP Request Message to DUT through &lt;Diface-0&gt; containing: <ul style="list-style-type: none"> <li>- Source IP Address set to &lt;DIFACE-0-IP-LINKLOCAL-ADDR&gt;</li> <li>- Destination IP Address set to &lt;DIFACE-0-IP-LINKLOCAL-ADDR&gt;</li> </ul> </li> <li>44. TESTER: &lt;SERVER-1&gt; Listens (up to &lt;ParamListenTime&gt;) on &lt;Diface-0&gt; <ul style="list-style-type: none"> <li>- Expected Network Address of Target IP Address set to &lt;LINK-LOCAL-NET-ADDR&gt;</li> </ul> </li> <li>45. DUT: Sends ARP Request Message</li> <li>46. TESTER: Verify that received ARP Request Message contains: <ul style="list-style-type: none"> <li>- Target IP Address is not set to &lt;DIFACE-0-IP-LINKLOCAL-ADDR&gt;</li> </ul> </li> <li>47. TESTER: &lt;SERVER-1&gt; retrieves the value of Destination Protocol Address field of ARP Request Message received from &lt;Diface-0&gt; and stores it in &lt;DIFACE-0-IP-LINKLOCAL-ADDR&gt;</li> <li>48. TESTER: &lt;SERVER-1&gt; Sends ARP Request Message to DUT through &lt;Diface-0&gt; containing: <ul style="list-style-type: none"> <li>- Source IP Address set to &lt;DIFACE-0-IP-LINKLOCAL-ADDR&gt;</li> <li>- Destination IP Address set to &lt;DIFACE-0-IP-LINKLOCAL-ADDR&gt;</li> </ul> </li> <li>49. TESTER: &lt;SERVER-1&gt; Listens (up to &lt;ParamListenTime&gt;) on &lt;Diface-0&gt; <ul style="list-style-type: none"> <li>- Expected Network Address of Target IP Address set to &lt;LINK-LOCAL-NET-ADDR&gt;</li> </ul> </li> <li>50. DUT: Sends ARP Request Message</li> <li>51. TESTER: Verify that received ARP Request Message contains: <ul style="list-style-type: none"> <li>- Target IP Address is not set to &lt;DIFACE-0-IP-LINKLOCAL-ADDR&gt;</li> </ul> </li> <li>52. TESTER: &lt;SERVER-1&gt; retrieves the value of Destination Protocol</li> </ul>
--	---

	<p>Address field of ARP Request Message received from &lt;Diface-0&gt; and stores it in &lt;DIFACE-0-IP-LINKLOCAL-ADDR&gt;</p> <p>53. TESTER: &lt;SERVER-1&gt; Sends ARP Request Message to DUT through &lt;Diface-0&gt; containing:</p> <ul style="list-style-type: none"> <li>- Source IP Address set to &lt;DIFACE-0-IP-LINKLOCAL-ADDR&gt;</li> <li>- Destination IP Address set to &lt;DIFACE-0-IP-LINKLOCAL-ADDR&gt;</li> </ul> <p>54. TESTER: &lt;SERVER-1&gt; Listens (up to &lt;RATE_LIMIT_INTERVAL&gt; second) on &lt;Diface-0&gt;</p> <ul style="list-style-type: none"> <li>- Expected Network Address of Target IP Address set to &lt;LINK-LOCAL-NET-ADDR&gt;</li> </ul> <p>55. DUT: Does not send ARP Request Message</p> <p>56. TESTER: &lt;SERVER-1&gt; Listens (up to &lt;RATE_LIMIT_INTERVAL&gt; second) on &lt;Diface-0&gt;</p> <ul style="list-style-type: none"> <li>- Expected Network Address of Target IP Address set to &lt;LINK-LOCAL-NET-ADDR&gt;</li> </ul> <p>57. DUT: Sends ARP Request Message</p> <p>58. TESTER: Verify that received ARP Request Message contains:</p> <ul style="list-style-type: none"> <li>- Target IP Address is not set to &lt;DIFACE-0-IP-LINKLOCAL-ADDR&gt;</li> </ul> <p>59. TESTER: &lt;SERVER-1&gt; retrieves the value of Destination Protocol Address field of ARP Request Message received from &lt;Diface-0&gt; and stores it in &lt;DIFACE-0-IP-LINKLOCAL-ADDR&gt;</p> <p>60. TESTER: &lt;SERVER-1&gt; Sends ARP Request Message to DUT through &lt;Diface-0&gt; containing:</p> <ul style="list-style-type: none"> <li>- Source IP Address set to &lt;DIFACE-0-IP-LINKLOCAL-ADDR&gt;</li> <li>- Destination IP Address set to &lt;DIFACE-0-IP-LINKLOCAL-ADDR&gt;</li> </ul> <p>61. TESTER: &lt;SERVER-1&gt; Listens (up to &lt;RATE_LIMIT_INTERVAL&gt; second) on &lt;Diface-0&gt;</p> <ul style="list-style-type: none"> <li>- Expected Network Address of Target IP Address set to &lt;LINK-LOCAL-NET-ADDR&gt;</li> </ul> <p>62. DUT: Does not send ARP Request Message</p> <p>63. CLEANUP: Externally cause DUT to shutdown &lt;Diface-0&gt;</p>
<p>Pass Criteria</p>	<p>4. DUT: Sends DHCPDISCOVER Message</p> <p>6. DUT: Sends 3 ARP Request Messages</p> <p>10. DUT: Sends ARP Request Message</p> <p>11. TESTER: Verify that received ARP Request Message contains:</p> <ul style="list-style-type: none"> <li>- Target IP Address is not set to &lt;DIFACE-0-IP-LINKLOCAL-ADDR&gt;</li> </ul> <p>15. DUT: Sends ARP Request Message</p> <p>16. TESTER: Verify that received ARP Request Message contains:</p> <ul style="list-style-type: none"> <li>- Target IP Address is not set to &lt;DIFACE-0-IP-LINKLOCAL-ADDR&gt;</li> </ul> <p>20. DUT: Sends ARP Request Message</p> <p>21. TESTER: Verify that received ARP Request Message contains:</p> <ul style="list-style-type: none"> <li>- Target IP Address is not set to &lt;DIFACE-0-IP-LINKLOCAL-ADDR&gt;</li> </ul> <p>25. DUT: Sends ARP Request Message</p> <p>26. TESTER: Verify that received ARP Request Message contains:</p> <ul style="list-style-type: none"> <li>- Target IP Address is not set to &lt;DIFACE-0-IP-LINKLOCAL-ADDR&gt;</li> </ul> <p>30. DUT: Sends ARP Request Message</p> <p>31. TESTER: Verify that received ARP Request Message contains:</p>

	<p>- Target IP Address is not set to &lt;DIFACE-0-IP-LINKLOCAL-ADDR&gt;            35. DUT: Sends ARP Request Message            36. TESTER: Verify that received ARP Request Message contains:            - Target IP Address is not set to &lt;DIFACE-0-IP-LINKLOCAL-ADDR&gt;            40. DUT: Sends ARP Request Message            41. TESTER: Verify that received ARP Request Message contains:            - Target IP Address is not set to &lt;DIFACE-0-IP-LINKLOCAL-ADDR&gt;            45. DUT: Sends ARP Request Message            46. TESTER: Verify that received ARP Request Message contains:            - Target IP Address is not set to &lt;DIFACE-0-IP-LINKLOCAL-ADDR&gt;            50. DUT: Sends ARP Request Message            51. TESTER: Verify that received ARP Request Message contains:            - Target IP Address is not set to &lt;DIFACE-0-IP-LINKLOCAL-ADDR&gt;            55. DUT: Does not send ARP Request Message            57. DUT: Sends ARP Request Message            58. TESTER: Verify that received ARP Request Message contains:            - Target IP Address is not set to &lt;DIFACE-0-IP-LINKLOCAL-ADDR&gt;            62. DUT: Does not send ARP Request Message</p>
Test Iterations	
Notes	Derived from RFC 3927 p12 Section 2.2.1 (MUST)



4.5.6.2.14 IPv4\_AUTOCONF\_ADDRESS\_SELECTION\_16: IPv4 Link-Local address claim condition - I

Synopsis	If, by ANNOUNCE_WAIT seconds after the transmission of the last ARP Probe no conflicting ARP Reply or ARP Probe has been received, then the host has successfully claimed the desired IPv4 Link-Local address.
Prerequisites	Check section prerequisites
Test setup	Topology 1
Test Input Parameters	Check section general Input Parameters
Test Procedure	<ol style="list-style-type: none"> <li>1. DUT CONFIGURE: Externally configure DHCP Client on &lt;Diface-0&gt;</li> <li>2. DUT CONFIGURE: Externally cause DUT to bring up &lt;Diface-0&gt;</li> <li>3. TESTER: &lt;SERVER-1&gt; Listens (up to &lt;ParamListenTime&gt;) on &lt;Diface-0&gt;</li> <li>4. DUT: Sends DHCPDISCOVER Message</li> <li>5. TESTER: &lt;SERVER-1&gt; Listens (up to &lt;ParamListenTime&gt;) on &lt;Diface-0&gt; <ul style="list-style-type: none"> <li>- Expected Network Address of Target IP Address set to &lt;LINK-LOCAL-NET-ADDR&gt;</li> </ul> </li> <li>6. DUT: Sends 3 ARP Request Messages</li> <li>7. TESTER: &lt;SERVER-1&gt; retrieves the value of Destination Protocol Address field of ARP Request Message received from &lt;Diface-0&gt; and stores it in &lt;DIFACE-0-IP-LINKLOCAL-ADDR&gt;</li> <li>8. TESTER: Wait till &lt;ANNOUNCE_WAIT&gt; for DUT to assign the link-local address to &lt;Diface-0&gt;</li> <li>9. TESTER: &lt;SERVER-1&gt; Sends ARP Request Message to DUT through &lt;Diface-0&gt; containing: <ul style="list-style-type: none"> <li>- Source IP Address set to &lt;AIFACE-0-IP-LINKLOCAL-ADDR&gt;</li> <li>- Destination IP Address set to &lt;DIFACE-0-IP-LINKLOCAL-ADDR&gt;</li> <li>- Sender Hardware Address set to &lt;MAC-ADDR1&gt;</li> </ul> </li> <li>10. TESTER: &lt;SERVER-1&gt; Listens (up to &lt;ParamListenTime&gt;) on &lt;Diface-0&gt; <ul style="list-style-type: none"> <li>- Source IP Address set to &lt;DIFACE-0-IP-LINKLOCAL-ADDR&gt;</li> <li>- Destination IP Address set to &lt;AIFACE-0-IP-LINKLOCAL-ADDR&gt;</li> </ul> </li> <li>11. DUT: Sends ARP Response Message</li> <li>12. CLEANUP: Externally cause DUT to shutdown &lt;Diface-0&gt;</li> </ol>
Pass Criteria	<ol style="list-style-type: none"> <li>4. DUT: Sends DHCPDISCOVER Message</li> <li>6. DUT: Sends 3 ARP Request Messages</li> <li>11. DUT: Sends ARP Response Message</li> </ol>
Test Iterations	
Notes	Derived from RFC 3927 p12 Section 2.2.1 (MUST)

### 4.5.6.3 Announcing an Address

#### 4.5.6.3.1 IPv4\_AUTOCONF\_ANNOUNCING\_01: An ARP announcement - I

Synopsis	An ARP announcement is identical to the ARP Probe described above, except that now the sender and target IP addresses are both set to the host's newly selected IPv4 address. In this document, the term 'ARP Announcement' is used to refer to an ARP Request packet, broadcast on the local link, identical to the ARP Probe described above, except that both the sender and target IP address fields contain the IP address being announced. (Note: Here TESTER checks that after receiving 3 ARP Probes from DUT interface, TESTER receives an ARP Announcement(Request) packet with Destination MAC address set to Ethernet Broadcast Address.A tolerance time of -0.05 seconds is used at the step where TESTER is waiting up to ANNOUNCE_WAIT seconds)
Prerequisites	Check section prerequisites
Test setup	Topology 1
Test Input Parameters	Check section general Input Parameters
Test Procedure	<ol style="list-style-type: none"> <li>1. DUT CONFIGURE: Externally configure DHCP Client on &lt;Diface-0&gt;</li> <li>2. DUT CONFIGURE: Externally cause DUT to bring up &lt;Diface-0&gt;</li> <li>3. TESTER: &lt;SERVER-1&gt; Listens (up to &lt;ParamListenTime&gt;) on &lt;Diface-0&gt;</li> <li>4. DUT: Sends DHCPDISCOVER Message</li> <li>5. TESTER: &lt;SERVER-1&gt; Listens (up to &lt;ParamListenTime&gt;) on &lt;Diface-0&gt; <ul style="list-style-type: none"> <li>- Expected Network Address of Target IP Address set to &lt;LINK-LOCAL-NET-ADDR&gt;</li> </ul> </li> <li>6. DUT: Sends 3 ARP Request Messages</li> <li>7. TESTER: &lt;SERVER-1&gt; retrieves the value of Destination Protocol Address field of ARP Request Message received from &lt;Diface-0&gt; and stores it in &lt;DIFACE-0-IP-LINKLOCAL-ADDR&gt;</li> <li>8. TESTER: Wait till &lt;ANNOUNCE_WAIT-0.05&gt; i.e. the delay time before DUT sends the ARP Announcement message</li> <li>9. TESTER: &lt;SERVER-1&gt; Listens (up to &lt;ParamListenTime&gt;) on &lt;Diface-0&gt; <ul style="list-style-type: none"> <li>- Source IP Address set to &lt;DIFACE-0-IP-LINKLOCAL-ADDR&gt;</li> <li>- Destination IP Address set to &lt;DIFACE-0-IP-LINKLOCAL-ADDR&gt;</li> </ul> </li> <li>10. DUT: Sends ARP Request Message</li> <li>11. TESTER: Verify that received ARP Request Message contains: <ul style="list-style-type: none"> <li>- Ethernet Destination Hardware Address is set to ETHERNET_BROADCAST_ADDR</li> </ul> </li> <li>12. CLEANUP: Externally cause DUT to shutdown &lt;Diface-0&gt;</li> </ol>
Pass Criteria	<ol style="list-style-type: none"> <li>4. DUT: Sends DHCPDISCOVER Message</li> <li>6. DUT: Sends 3 ARP Request Messages</li> <li>10. DUT: Sends ARP Request Message</li> <li>11. TESTER: Verify that received ARP Request Message contains:</li> </ol>

OPEN Alliance

	- Ethernet Destination Hardware Address is set to ETHERNET_BROADCAST_ADDR
Test Iterations	
Notes	Derived from RFC 3927 p13 section 2.4 (MUST)

4.5.6.3.2 IPv4\_AUTOCONF\_ANNOUNCING\_02: An ARP announcement - II

Synopsis	An ARP announcement is identical to the ARP Probe described above, except that now the sender and target IP addresses are both set to the host's newly selected IPv4 address. In this document, the term 'ARP Announcement' is used to refer to an ARP Request packet, broadcast on the local link, identical to the ARP Probe described above, except that both the sender and target IP address fields contain the IP address being announced. (Note: Here TESTER checks that after receiving 3 ARP Probes from DUT interface, TESTER receives an ARP Announcement(Request) packet with Source IP address = Target IP address = Announced IP address. A tolerance time of -0.05 seconds is used at the step where TESTER is waiting up to ANNOUNCE_WAIT seconds)
Prerequisites	Check section prerequisites
Test setup	Topology 1
Test Input Parameters	Check section general Input Parameters
Test Procedure	<ol style="list-style-type: none"> <li>1. DUT CONFIGURE: Externally configure DHCP Client on &lt;Diface-0&gt;</li> <li>2. DUT CONFIGURE: Externally cause DUT to bring up &lt;Diface-0&gt;</li> <li>3. TESTER: &lt;SERVER-1&gt; Listens (up to &lt;ParamListenTime&gt;) on &lt;Diface-0&gt;</li> <li>4. DUT: Sends DHCPDISCOVER Message</li> <li>5. TESTER: &lt;SERVER-1&gt; Listens (up to &lt;ParamListenTime&gt;) on &lt;Diface-0&gt; <ul style="list-style-type: none"> <li>- Expected Network Address of Target IP Address set to &lt;LINK-LOCAL-NET-ADDR&gt;</li> </ul> </li> <li>6. DUT: Sends 3 ARP Request Messages</li> <li>7. TESTER: &lt;SERVER-1&gt; retrieves the value of Destination Protocol Address field of ARP Request Message received from &lt;Diface-0&gt; and stores it in &lt;DIFACE-0-IP-LINKLOCAL-ADDR&gt;</li> <li>8. TESTER: Wait till &lt;ANNOUNCE_WAIT-0.05&gt; for DUT to send ARP Announcement Message</li> <li>9. TESTER: &lt;SERVER-1&gt; Listens (up to &lt;ParamListenTime&gt;) on &lt;Diface-0&gt; <ul style="list-style-type: none"> <li>- Expected Network Address of Target IP Address set to &lt;LINK-LOCAL-NET-ADDR&gt;</li> </ul> </li> <li>10. DUT: Sends ARP Request Message</li> <li>11. TESTER: Verify that received ARP Request Message contains: <ul style="list-style-type: none"> <li>- Target IP Address is set to &lt;DIFACE-0-IP-LINKLOCAL-ADDR&gt;</li> <li>- Sender IP Address is set to &lt;DIFACE-0-IP-LINKLOCAL-ADDR&gt;</li> </ul> </li> <li>12. CLEANUP: Externally cause DUT to shutdown &lt;Diface-0&gt;</li> </ol>
Pass Criteria	<ol style="list-style-type: none"> <li>4. DUT: Sends DHCPDISCOVER Message</li> <li>6. DUT: Sends 3 ARP Request Messages</li> <li>10. DUT: Sends ARP Request Message</li> <li>11. TESTER: Verify that received ARP Request Message contains: <ul style="list-style-type: none"> <li>- Target IP Address is set to &lt;DIFACE-0-IP-LINKLOCAL-ADDR&gt;</li> <li>- Sender IP Address is set to &lt;DIFACE-0-IP-LINKLOCAL-ADDR&gt;</li> </ul> </li> </ol>
Test Iterations	
Notes	Derived from RFC 3927 p13 section 2.4 (MUST)

4.5.6.3.3 IPv4\_AUTOCONF\_ANNOUNCING\_03: An ARP announcement - III

Synopsis	An ARP announcement is identical to the ARP Probe described above, except that now the sender and target IP addresses are both set to the host's newly selected IPv4 address. In this document, the term 'ARP Announcement' is used to refer to an ARP Request packet, broadcast on the local link, identical to the ARP Probe described above, except that both the sender and target IP address fields contain the IP address being announced. (Note: Here TESTER checks that after receiving 3 ARP Probes from DUT interface, TESTER receives an ARP Announcement(Request) packet with Sender Hardware address set to DUT interface MAC Address. A tolerance time of -0.05 seconds is used at the step where TESTER is waiting up to ANNOUNCE_WAIT seconds)
Prerequisites	Check section prerequisites
Test setup	Topology 1
Test Input Parameters	Check section general Input Parameters
Test Procedure	<ol style="list-style-type: none"> <li>1. DUT CONFIGURE: Externally configure DHCP Client on &lt;Diface-0&gt;</li> <li>2. DUT CONFIGURE: Externally cause DUT to bring up &lt;Diface-0&gt;</li> <li>3. TESTER: &lt;SERVER-1&gt; Listens (up to &lt;ParamListenTime&gt;) on &lt;Diface-0&gt;</li> <li>4. DUT: Sends DHCPDISCOVER Message</li> <li>5. TESTER: &lt;SERVER-1&gt; Listens (up to &lt;ParamListenTime&gt;) on &lt;Diface-0&gt; <ul style="list-style-type: none"> <li>- Expected Network Address of Target IP Address set to &lt;LINK-LOCAL-NET-ADDR&gt;</li> </ul> </li> <li>6. DUT: Sends 3 ARP Request Messages</li> <li>7. TESTER: &lt;SERVER-1&gt; retrieves the value of Destination Protocol Address field of ARP Request Message received from &lt;Diface-0&gt; and stores it in &lt;DIFACE-0-IP-LINKLOCAL-ADDR&gt;</li> <li>8. TESTER: Wait till &lt;ANNOUNCE_WAIT-0.05&gt; for DUT to send ARP Announcement Message</li> <li>9. TESTER: &lt;SERVER-1&gt; Listens (up to &lt;ParamListenTime&gt;) on &lt;Diface-0&gt; <ul style="list-style-type: none"> <li>- Source IP Address set to &lt;DIFACE-0-IP-LINKLOCAL-ADDR&gt;</li> <li>- Destination IP Address set to &lt;DIFACE-0-IP-LINKLOCAL-ADDR&gt;</li> </ul> </li> <li>10. DUT: Sends ARP Request Message</li> <li>11. TESTER: Verify that received ARP Request Message contains: <ul style="list-style-type: none"> <li>- Source Hardware Address is set to &lt;DIFACE-0-MAC-ADDR&gt;</li> </ul> </li> <li>12. CLEANUP: Externally cause DUT to shutdown &lt;Diface-0&gt;</li> </ol>
Pass Criteria	<ol style="list-style-type: none"> <li>4. DUT: Sends DHCPDISCOVER Message</li> <li>6. DUT: Sends 3 ARP Request Messages</li> <li>10. DUT: Sends ARP Request Message</li> <li>11. TESTER: Verify that received ARP Request Message contains: <ul style="list-style-type: none"> <li>- Source Hardware Address is set to &lt;DIFACE-0-MAC-ADDR&gt;</li> </ul> </li> </ol>
Test Iterations	
Notes	Derived from RFC 3927 p13 section 2.4 (MUST)

4.5.6.3.4 IPv4\_AUTOCONF\_ANNOUNCING\_04: An ARP announcement - IV

Synopsis	An ARP announcement is identical to the ARP Probe described above, except that now the sender and target IP addresses are both set to the host's newly selected IPv4 address. In this document, the term 'ARP Announcement' is used to refer to an ARP Request packet, broadcast on the local link, identical to the ARP Probe described above, except that both the sender and target IP address fields contain the IP address being announced. (Note: Here TESTER checks that after receiving 3 ARP Probes from DUT interface, TESTER receives an ARP Announcement(Request) packet with Target Hardware address set to all zeroes. A tolerance time of -0.05 seconds is used at the step where TESTER is waiting up to ANNOUNCE_WAIT seconds)
Prerequisites	Check section prerequisites
Test setup	Topology 1
Test Input Parameters	Check section general Input Parameters
Test Procedure	<ol style="list-style-type: none"> <li>1. DUT CONFIGURE: Externally configure DHCP Client on &lt;Diface-0&gt;</li> <li>2. DUT CONFIGURE: Externally cause DUT to bring up &lt;Diface-0&gt;</li> <li>3. TESTER: &lt;SERVER-1&gt; Listens (up to &lt;ParamListenTime&gt;) on &lt;Diface-0&gt;</li> <li>4. DUT: Sends DHCPDISCOVER Message</li> <li>5. TESTER: &lt;SERVER-1&gt; Listens (up to &lt;ParamListenTime&gt;) on &lt;Diface-0&gt; <ul style="list-style-type: none"> <li>- Expected Network Address of Target IP Address set to &lt;LINK-LOCAL-NET-ADDR&gt;</li> </ul> </li> <li>6. DUT: Sends 3 ARP Request Messages</li> <li>7. TESTER: &lt;SERVER-1&gt; retrieves the value of Destination Protocol Address field of ARP Request Message received from &lt;Diface-0&gt; and stores it in &lt;DIFACE-0-IP-LINKLOCAL-ADDR&gt;</li> <li>8. TESTER: Wait till &lt;ANNOUNCE_WAIT-0.05&gt; for DUT to send ARP Announcement Message</li> <li>9. TESTER: &lt;SERVER-1&gt; Listens (up to &lt;ParamListenTime&gt;) on &lt;Diface-0&gt; <ul style="list-style-type: none"> <li>- Source IP Address set to &lt;DIFACE-0-IP-LINKLOCAL-ADDR&gt;</li> <li>- Destination IP Address set to &lt;DIFACE-0-IP-LINKLOCAL-ADDR&gt;</li> </ul> </li> <li>10. DUT: Sends ARP Request Message</li> <li>11. TESTER: Verify that received ARP Request Message contains: <ul style="list-style-type: none"> <li>- Target Hardware Address is set to &lt;NULL-MAC-ADDRESS&gt;</li> </ul> </li> <li>12. CLEANUP: Externally cause DUT to shutdown &lt;Diface-0&gt;</li> </ol>
Pass Criteria	<ol style="list-style-type: none"> <li>4. DUT: Sends DHCPDISCOVER Message</li> <li>6. DUT: Sends 3 ARP Request Messages</li> <li>10. DUT: Sends ARP Request Message</li> <li>11. TESTER: Verify that received ARP Request Message contains: <ul style="list-style-type: none"> <li>- Target Hardware Address is set to &lt;NULL-MAC-ADDRESS&gt;</li> </ul> </li> </ol>
Test Iterations	
Notes	Derived from RFC 3927 p13 section 2.4 (SHOULD)

4.5.6.3.5 IPv4\_AUTOCONF\_ANNOUNCING\_05: Announcing claimed address

Synopsis	Having probed to determine a unique address to use, the host MUST then announce its claimed address by broadcasting ANNOUNCE_NUM ARP announcements, spaced ANNOUNCE_INTERVAL seconds apart. (Note : A tolerance time of -0.05 seconds is used at the step where TESTER is waiting up to ANNOUNCE_WAIT seconds)
Prerequisites	Check section prerequisites
Test setup	Topology 1
Test Input Parameters	Check section general Input Parameters
Test Procedure	<ol style="list-style-type: none"> <li>1. DUT CONFIGURE: Externally configure DHCP Client on &lt;Diface-0&gt;</li> <li>2. DUT CONFIGURE: Externally cause DUT to bring up &lt;Diface-0&gt;</li> <li>3. TESTER: &lt;SERVER-1&gt; Listens (up to &lt;ParamListenTime&gt;) on &lt;Diface-0&gt;</li> <li>4. DUT: Sends DHCPDISCOVER Message</li> <li>5. TESTER: &lt;SERVER-1&gt; Listens (up to &lt;ParamListenTime&gt;) on &lt;Diface-0&gt; <ul style="list-style-type: none"> <li>- Expected Network Address of Target IP Address set to &lt;LINK-LOCAL-NET-ADDR&gt;</li> </ul> </li> <li>6. DUT: Sends 3 ARP Request Messages</li> <li>7. TESTER: &lt;SERVER-1&gt; retrieves the value of Destination Protocol Address field of ARP Request Message received from &lt;Diface-0&gt; and stores it in &lt;DIFACE-0-IP-LINKLOCAL-ADDR&gt;</li> <li>8. TESTER: Wait till &lt;ANNOUNCE_WAIT-0.05&gt; for DUT to send ARP Announcement Message</li> <li>9. TESTER: &lt;SERVER-1&gt; Listens (up to &lt;ParamListenTime&gt;) on &lt;Diface-0&gt; <ul style="list-style-type: none"> <li>- Source IP Address set to &lt;DIFACE-0-IP-LINKLOCAL-ADDR&gt;</li> <li>- Destination IP Address set to &lt;DIFACE-0-IP-LINKLOCAL-ADDR&gt;</li> </ul> </li> <li>10. DUT: Sends 2 ARP Request Messages</li> <li>11. CLEANUP: Externally cause DUT to shutdown &lt;Diface-0&gt;</li> </ol>
Pass Criteria	<ol style="list-style-type: none"> <li>4. DUT: Sends DHCPDISCOVER Message</li> <li>6. DUT: Sends 3 ARP Request Messages</li> <li>10. DUT: Sends 2 ARP Request Messages</li> </ol>
Test Iterations	
Notes	Derived from RFC 3927 p13 section 2.4 (MUST)

4.5.6.3.6 IPv4\_AUTOCONF\_ANNOUNCING\_06: Announcing claimed address (interval and packet count)

Synopsis	Having probed to determine a unique address to use, the host MUST then announce its claimed address by broadcasting ANNOUNCE_NUM ARP announcements, spaced ANNOUNCE_INTERVAL seconds apart. (Note : Here TESTER is verifying that the time gap between the two announce messages is <ANNOUNCE_INTERVAL_IN_MILLISEC>. Tolerance is 50 milliseconds. A tolerance time of -0.05 seconds is used at the step where TESTER is waiting up to ANNOUNCE_WAIT seconds).
Prerequisites	Check section prerequisites
Test setup	Topology 1
Test Input Parameters	Check section general Input Parameters
Test Procedure	<ol style="list-style-type: none"> <li>1. DUT CONFIGURE: Externally configure DHCP Client on &lt;Diface-0&gt;</li> <li>2. DUT CONFIGURE: Externally cause DUT to bring up &lt;Diface-0&gt;</li> <li>3. TESTER: &lt;SERVER-1&gt; Listens (up to &lt;ParamListenTime&gt;) on &lt;Diface-0&gt;</li> <li>4. DUT: Sends DHCPDISCOVER Message</li> <li>5. TESTER: &lt;SERVER-1&gt; Listens (up to &lt;ParamListenTime&gt;) on &lt;Diface-0&gt; <ul style="list-style-type: none"> <li>- Expected Network Address of Target IP Address set to &lt;LINK-LOCAL-NET-ADDR&gt;</li> </ul> </li> <li>6. DUT: Sends 3 ARP Request Messages</li> <li>7. TESTER: &lt;SERVER-1&gt; retrieves the value of Destination Protocol Address field of ARP Request Message received from &lt;Diface-0&gt; and stores it in &lt;DIFACE-0-IP-LINKLOCAL-ADDR&gt;</li> <li>8. TESTER: Wait till &lt;ANNOUNCE_WAIT-0.05&gt; for DUT to send ARP Announcement Message</li> <li>9. TESTER: &lt;SERVER-1&gt; Listens (up to &lt;ParamListenTime&gt;) on &lt;Diface-0&gt; <ul style="list-style-type: none"> <li>- Source IP Address set to &lt;DIFACE-0-IP-LINKLOCAL-ADDR&gt;</li> <li>- Destination IP Address set to &lt;DIFACE-0-IP-LINKLOCAL-ADDR&gt;</li> </ul> </li> <li>10. DUT: Sends 2 ARP Request Messages</li> <li>11. TESTER: Verify that the time interval between reception of last two ARP Requests is greater than (&lt;ANNOUNCE_INTERVAL_IN_MILLISEC&gt; - 50) milli second</li> <li>12. TESTER: Verify that the time interval between reception of last two ARP Requests is less than (&lt;ANNOUNCE_INTERVAL_IN_MILLISEC&gt; + 50) milli second</li> <li>13. CLEANUP: Externally cause DUT to shutdown &lt;Diface-0&gt;</li> </ol>
Pass Criteria	<ol style="list-style-type: none"> <li>4. DUT: Sends DHCPDISCOVER Message</li> <li>6. DUT: Sends 3 ARP Request Messages</li> <li>10. DUT: Sends 2 ARP Request Messages</li> <li>11. TESTER: Verify that the time interval between</li> </ol>



OPEN Alliance

	reception of last two ARP Requests is greater than ( $\langle \text{ANNOUNCE\_INTERVAL\_IN\_MILLISEC} \rangle - 50$ ) milli second 12. TESTER: Verify that the time interval between reception of last two ARP Requests is less than ( $\langle \text{ANNOUNCE\_INTERVAL\_IN\_MILLISEC} \rangle + 50$ ) milli second
Test Iterations	
Notes	Derived from RFC 3927 p13 section 2.4 (MUST)

### 4.5.6.4 Conflict Detection and Defense

#### 4.5.6.4.1 IPv4\_AUTOCONF\_CONFLICT\_06: Link local address (usage cease condition - I)

Synopsis	<p>If this is not the first conflicting ARP packet the host has seen, and the time recorded for the previous conflicting ARP packet is recent, within DEFEND_INTERVAL seconds, then the host MUST immediately cease using this address and configure a new IPv4 Link-Local address. (Note: In this test case, TESTER sends 2 conflicting ARP Request messages with both source and target IP address set to the advertised link local address, within DEFEND_INTERVAL seconds, and check if DUT probes with a new advertised link local address)</p>
Prerequisites	Check section prerequisites
Test setup	Topology 1
Test Input Parameters	Check section general Input Parameters
Test Procedure	<ol style="list-style-type: none"> <li>1. DUT CONFIGURE: Externally configure DHCP Client on &lt;Diface-0&gt;</li> <li>2. DUT CONFIGURE: Externally cause DUT to bring up &lt;Diface-0&gt;</li> <li>3. TESTER: &lt;SERVER-1&gt; Listens (up to &lt;ParamListenTime&gt;) on &lt;Diface-0&gt;</li> <li>4. DUT: Sends DHCPDISCOVER Message</li> <li>5. TESTER: &lt;SERVER-1&gt; Listens (up to &lt;ParamListenTime&gt;) on &lt;Diface-0&gt; <ul style="list-style-type: none"> <li>- Expected Network Address of Target IP Address set to &lt;LINK-LOCAL-NET-ADDR&gt;</li> </ul> </li> <li>6. DUT: Sends 3 ARP Request Messages</li> <li>7. TESTER: &lt;SERVER-1&gt; retrieves the value of Destination Protocol Address field of ARP Request Message received from &lt;Diface-0&gt; and stores it in &lt;DIFACE-0-IP-LINKLOCAL-ADDR&gt;</li> <li>8. TESTER: Wait till &lt;ANNOUNCE_WAIT+ANNOUNCE_INTERVAL&gt; for DUT to assign the link-local address to &lt;Diface-0&gt;</li> <li>9. TESTER: &lt;SERVER-1&gt; Sends ARP Request Message to DUT through &lt;Diface-0&gt; containing: <ul style="list-style-type: none"> <li>- Source IP Address set to &lt;DIFACE-0-IP-LINKLOCAL-ADDR&gt;</li> <li>- Destination IP Address set to &lt;DIFACE-0-IP-LINKLOCAL-ADDR&gt;</li> </ul> </li> <li>10. TESTER: Wait till &lt;DEFEND_INTERVAL/2&gt; before sending the next conflicting packet to &lt;Diface-0&gt;</li> <li>11. TESTER: &lt;SERVER-1&gt; Sends ARP Request Message to DUT through &lt;Diface-0&gt; containing: <ul style="list-style-type: none"> <li>- Source IP Address set to &lt;DIFACE-0-IP-LINKLOCAL-ADDR&gt;</li> <li>- Destination IP Address set to &lt;DIFACE-0-IP-LINKLOCAL-ADDR&gt;</li> </ul> </li> <li>12. TESTER: &lt;SERVER-1&gt; Listens (up to &lt;ParamListenTime&gt;) on &lt;Diface-0&gt; <ul style="list-style-type: none"> <li>- Expected Network Address of Target IP Address set to &lt;LINK-LOCAL-NET-ADDR&gt;</li> </ul> </li> <li>13. DUT: Sends ARP Request Message</li> <li>14. TESTER: Verify that received ARP Request Message contains:</li> </ol>

OPEN Alliance

	<ul style="list-style-type: none"> <li>- Target IP Address is not set to &lt;DIFACE-0-IP-LINKLOCAL-ADDR&gt;</li> <li>15. CLEANUP: Externally cause DUT to shutdown &lt;Diface-0&gt;</li> </ul>
Pass Criteria	<ul style="list-style-type: none"> <li>4. DUT: Sends DHCPDISCOVER Message</li> <li>6. DUT: Sends 3 ARP Request Messages</li> <li>13. DUT: Sends ARP Request Message</li> <li>14. TESTER: Verify that received ARP Request Message contains:                             <ul style="list-style-type: none"> <li>- Target IP Address is not set to &lt;DIFACE-0-IP-LINKLOCAL-ADDR&gt;</li> </ul> </li> </ul>
Test Iterations	
Notes	Derived from RFC 3927 p13-14 Section 2.5 (MUST)

4.5.6.4.2 IPv4\_AUTOCONF\_CONFLICT\_07: Link local address (usage cease condition - II)

Synopsis	<p>If this is not the first conflicting ARP packet the host has seen, and the time recorded for the previous conflicting ARP packet is recent, within DEFEND_INTERVAL seconds, then the host MUST immediately cease using this address and configure a new IPv4 Link-Local address. (Note: In this test case, TESTER sends 2 conflicting ARP Response messages with both source and target IP address set to the advertised link local address, within DEFEND_INTERVAL seconds and check if DUT probes with a new advertised link local address)</p>
Prerequisites	<p>Check section prerequisites</p>
Test setup	<p>Topology 1</p>
Test Input Parameters	<p>Check section general Input Parameters</p>
Test Procedure	<ol style="list-style-type: none"> <li>1. DUT CONFIGURE: Externally configure DHCP Client on &lt;Diface-0&gt;</li> <li>2. DUT CONFIGURE: Externally cause DUT to bring up &lt;Diface-0&gt;</li> <li>3. TESTER: &lt;SERVER-1&gt; Listens (up to &lt;ParamListenTime&gt;) on &lt;Diface-0&gt;</li> <li>4. DUT: Sends DHCPDISCOVER Message</li> <li>5. TESTER: &lt;SERVER-1&gt; Listens (up to &lt;ParamListenTime&gt;) on &lt;Diface-0&gt; <ul style="list-style-type: none"> <li>- Expected Network Address of Target IP Address set to &lt;LINK-LOCAL-NET-ADDR&gt;</li> </ul> </li> <li>6. DUT: Sends 3 ARP Request Messages</li> <li>7. TESTER: &lt;SERVER-1&gt; retrieves the value of Destination Protocol Address field of ARP Request Message received from &lt;Diface-0&gt; and stores it in &lt;DIFACE-0-IP-LINKLOCAL-ADDR&gt;</li> <li>8. TESTER: Wait till &lt;ANNOUNCE_WAIT+ANNOUNCE_INTERVAL&gt; for DUT to assign the link-local address to &lt;Diface-0&gt;</li> <li>9. TESTER: &lt;SERVER-1&gt; Sends ARP Response Message to DUT through &lt;Diface-0&gt; containing: <ul style="list-style-type: none"> <li>- Source IP Address set to &lt;DIFACE-0-IP-LINKLOCAL-ADDR&gt;</li> <li>- Destination IP Address set to &lt;DIFACE-0-IP-LINKLOCAL-ADDR&gt;</li> </ul> </li> <li>10. TESTER: Wait till &lt;DEFEND_INTERVAL/2&gt; before sending the next conflicting packet to &lt;Diface-0&gt;</li> <li>11. TESTER: &lt;SERVER-1&gt; Sends ARP Response Message to DUT through &lt;Diface-0&gt; containing: <ul style="list-style-type: none"> <li>- Source IP Address set to &lt;DIFACE-0-IP-LINKLOCAL-ADDR&gt;</li> <li>- Destination IP Address set to &lt;DIFACE-0-IP-LINKLOCAL-ADDR&gt;</li> </ul> </li> <li>12. TESTER: &lt;SERVER-1&gt; Listens (up to &lt;ParamListenTime&gt;) on &lt;Diface-0&gt; <ul style="list-style-type: none"> <li>- Expected Network Address of Target IP Address set to &lt;LINK-LOCAL-NET-ADDR&gt;</li> </ul> </li> <li>13. DUT: Sends ARP Request Message</li> <li>14. TESTER: Verify that received ARP Request Message contains: <ul style="list-style-type: none"> <li>- Target IP Address is not set to &lt;DIFACE-0-IP-LINKLOCAL-ADDR&gt;</li> </ul> </li> <li>15. CLEANUP: Externally cause DUT to shutdown &lt;Diface-0&gt;</li> </ol>

OPEN Alliance

Pass Criteria	4. DUT: Sends DHCPDISCOVER Message 6. DUT: Sends 3 ARP Request Messages 13. DUT: Sends ARP Request Message 14. TESTER: Verify that received ARP Request Message contains: - Target IP Address is not set to <DIFACE-0-IP-LINKLOCAL-ADDR>
Test Iterations	
Notes	Derived from RFC 3927 p13-14 Section 2.5 (MUST)

4.5.6.4.3 IPv4\_AUTOCONF\_CONFLICT\_08: Link local address (usage cease condition - III)

Synopsis	<p>If this is not the first conflicting ARP packet the host has seen, and the time recorded for the previous conflicting ARP packet is recent, within DEFEND_INTERVAL seconds, then the host MUST immediately cease using this address and configure a new IPv4 Link-Local address. (Note:In this test case, TESTER first sends 1 conflicting ARP Request messages and then sends 1 conflicting ARP Response message, within DEFEND_INTERVAL seconds, and check if DUT probes with a new advertised link local address)</p>
Prerequisites	<p>Check section prerequisites</p>
Test setup	<p>Topology 1</p>
Test Input Parameters	<p>Check section general Input Parameters</p>
Test Procedure	<ol style="list-style-type: none"> <li>1. DUT CONFIGURE: Externally configure DHCP Client on &lt;Diface-0&gt;</li> <li>2. DUT CONFIGURE: Externally cause DUT to bring up &lt;Diface-0&gt;</li> <li>3. TESTER: &lt;SERVER-1&gt; Listens (up to &lt;ParamListenTime&gt;) on &lt;Diface-0&gt;</li> <li>4. DUT: Sends DHCPDISCOVER Message</li> <li>5. TESTER: &lt;SERVER-1&gt; Listens (up to &lt;ParamListenTime&gt;) on &lt;Diface-0&gt; <ul style="list-style-type: none"> <li>- Expected Network Address of Target IP Address set to &lt;LINK-LOCAL-NET-ADDR&gt;</li> </ul> </li> <li>6. DUT: Sends 3 ARP Request Messages</li> <li>7. TESTER: &lt;SERVER-1&gt; retrieves the value of Destination Protocol Address field of ARP Request Message received from &lt;Diface-0&gt; and stores it in &lt;DIFACE-0-IP-LINKLOCAL-ADDR&gt;</li> <li>8. TESTER: Wait till &lt;ANNOUNCE_WAIT+ANNOUNCE_INTERVAL&gt; for DUT to assign the link-local address to &lt;Diface-0&gt;</li> <li>9. TESTER: &lt;SERVER-1&gt; Sends ARP Request Message to DUT through &lt;Diface-0&gt; containing: <ul style="list-style-type: none"> <li>- Source IP Address set to &lt;DIFACE-0-IP-LINKLOCAL-ADDR&gt;</li> <li>- Destination IP Address set to &lt;DIFACE-0-IP-LINKLOCAL-ADDR&gt;</li> </ul> </li> <li>10. TESTER: Wait till &lt;DEFEND_INTERVAL/2&gt; before sending the next conflicting packet to &lt;Diface-0&gt;</li> <li>11. TESTER: &lt;SERVER-1&gt; Sends ARP Response Message to DUT through &lt;Diface-0&gt; containing: <ul style="list-style-type: none"> <li>- Source IP Address set to &lt;DIFACE-0-IP-LINKLOCAL-ADDR&gt;</li> <li>- Destination IP Address set to &lt;DIFACE-0-IP-LINKLOCAL-ADDR&gt;</li> </ul> </li> <li>12. TESTER: &lt;SERVER-1&gt; Listens (up to &lt;ParamListenTime&gt;) on &lt;Diface-0&gt; <ul style="list-style-type: none"> <li>- Expected Network Address of Target IP Address set to &lt;LINK-LOCAL-NET-ADDR&gt;</li> </ul> </li> <li>13. DUT: Sends ARP Request Message</li> <li>14. TESTER: Verify that received ARP Request Message contains: <ul style="list-style-type: none"> <li>- Target IP Address is not set to &lt;DIFACE-0-IP-LINKLOCAL-ADDR&gt;</li> </ul> </li> <li>15. CLEANUP: Externally cause DUT to shutdown &lt;Diface-0&gt;</li> </ol>

OPEN Alliance

Pass Criteria	4. DUT: Sends DHCPDISCOVER Message 6. DUT: Sends 3 ARP Request Messages 13. DUT: Sends ARP Request Message 14. TESTER: Verify that received ARP Request Message contains: - Target IP Address is not set to <DIFACE-0-IP-LINKLOCAL-ADDR>
Test Iterations	
Notes	Derived from RFC 3927 p13-14 Section 2.5 (MUST)

4.5.6.4.4 IPv4\_AUTOCONF\_CONFLICT\_09: Link local address (usage cease condition - IV)

Synopsis	<p>If this is not the first conflicting ARP packet the host has seen, and the time recorded for the previous conflicting ARP packet is recent, within DEFEND_INTERVAL seconds, then the host MUST immediately cease using this address and configure a new IPv4 Link-Local address. (Note:In this test case, TESTER first sends 1 conflicting ARP Response message and then sends 1 conflicting ARP request message, within DEFEND_INTERVAL seconds and check if DUT probes with a new advertised link local address)</p>
Prerequisites	<p>Check section prerequisites</p>
Test setup	<p>Topology 1</p>
Test Input Parameters	<p>Check section general Input Parameters</p>
Test Procedure	<ol style="list-style-type: none"> <li>1. DUT CONFIGURE: Externally configure DHCP Client on &lt;Diface-0&gt;</li> <li>2. DUT CONFIGURE: Externally cause DUT to bring up &lt;Diface-0&gt;</li> <li>3. TESTER: &lt;SERVER-1&gt; Listens (up to &lt;ParamListenTime&gt;) on &lt;Diface-0&gt;</li> <li>4. DUT: Sends DHCPDISCOVER Message</li> <li>5. TESTER: &lt;SERVER-1&gt; Listens (up to &lt;ParamListenTime&gt;) on &lt;Diface-0&gt; <ul style="list-style-type: none"> <li>- Expected Network Address of Target IP Address set to &lt;LINK-LOCAL-NET-ADDR&gt;</li> </ul> </li> <li>6. DUT: Sends 3 ARP Request Messages</li> <li>7. TESTER: &lt;SERVER-1&gt; retrieves the value of Destination Protocol Address field of ARP Request Message received from &lt;Diface-0&gt; and stores it in &lt;DIFACE-0-IP-LINKLOCAL-ADDR&gt;</li> <li>8. TESTER: Wait till &lt;ANNOUNCE_WAIT+ANNOUNCE_INTERVAL&gt; for DUT to assign the link-local address to &lt;Diface-0&gt;</li> <li>9. TESTER: &lt;SERVER-1&gt; Sends ARP Response Message to DUT through &lt;Diface-0&gt; containing: <ul style="list-style-type: none"> <li>- Source IP Address set to &lt;DIFACE-0-IP-LINKLOCAL-ADDR&gt;</li> <li>- Destination IP Address set to &lt;DIFACE-0-IP-LINKLOCAL-ADDR&gt;</li> </ul> </li> <li>10. TESTER: Wait till &lt;DEFEND_INTERVAL/2&gt; before sending the next conflicting packet to &lt;Diface-0&gt;</li> <li>11. TESTER: &lt;SERVER-1&gt; Sends ARP Request Message to DUT through &lt;Diface-0&gt; containing: <ul style="list-style-type: none"> <li>- Source IP Address set to &lt;DIFACE-0-IP-LINKLOCAL-ADDR&gt;</li> <li>- Destination IP Address set to &lt;DIFACE-0-IP-LINKLOCAL-ADDR&gt;</li> </ul> </li> <li>12. TESTER: &lt;SERVER-1&gt; Listens (up to &lt;ParamListenTime&gt;) on &lt;Diface-0&gt; <ul style="list-style-type: none"> <li>- Expected Network Address of Target IP Address set to &lt;LINK-LOCAL-NET-ADDR&gt;</li> </ul> </li> <li>13. DUT: Sends ARP Request Message</li> <li>14. TESTER: Verify that received ARP Request Message contains: <ul style="list-style-type: none"> <li>- Target IP Address is not set to &lt;DIFACE-0-IP-LINKLOCAL-ADDR&gt;</li> </ul> </li> <li>15. CLEANUP: Externally cause DUT to shutdown &lt;Diface-0&gt;</li> </ol>



OPEN Alliance

Pass Criteria	4. DUT: Sends DHCPDISCOVER Message 6. DUT: Sends 3 ARP Request Messages 13. DUT: Sends ARP Request Message 14. TESTER: Verify that received ARP Request Message contains: - Target IP Address is not set to <DIFACE-0-IP-LINKLOCAL-ADDR>
Test Iterations	
Notes	Derived from RFC 3927 p13-14 Section 2.5 (MUST)

4.5.6.4.5 IPv4\_AUTOCONF\_CONFLICT\_10: Receiving a conflicting ARP packet

Synopsis	Upon receiving a conflicting ARP packet, a host MAY elect to immediately configure a new IPv4 Link-Local address. (Note: In this test case, TESTER is sending a conflicting ARP Response message with source IP Address and target IP Address both set to probed link-local address sent by the DUT and checks whether DUT sends a probe with a different link local address)
Prerequisites	Check section prerequisites
Test setup	Topology 1
Test Input Parameters	Check section general Input Parameters
Test Procedure	<ol style="list-style-type: none"> <li>1. DUT CONFIGURE: Externally configure DHCP Client on &lt;Diface-0&gt;</li> <li>2. DUT CONFIGURE: Externally cause DUT to bring up &lt;Diface-0&gt;</li> <li>3. TESTER: &lt;SERVER-1&gt; Listens (up to &lt;ParamListenTime&gt;) on &lt;Diface-0&gt;</li> <li>4. DUT: Sends DHCPDISCOVER Message</li> <li>5. TESTER: &lt;SERVER-1&gt; Listens (up to &lt;ParamListenTime&gt;) on &lt;Diface-0&gt; <ul style="list-style-type: none"> <li>- Expected Network Address of Target IP Address set to &lt;LINK-LOCAL-NET-ADDR&gt;</li> </ul> </li> <li>6. DUT: Sends 3 ARP Request Messages</li> <li>7. TESTER: &lt;SERVER-1&gt; retrieves the value of Destination Protocol Address field of ARP Request Message received from &lt;Diface-0&gt; and stores it in &lt;DIFACE-0-IP-LINKLOCAL-ADDR&gt;</li> <li>8. TESTER: Wait till &lt;ANNOUNCE_WAIT+ANNOUNCE_INTERVAL&gt; for DUT to assign the link-local address to &lt;Diface-0&gt;</li> <li>9. TESTER: &lt;SERVER-1&gt; Sends ARP Response Message to DUT through &lt;Diface-0&gt; containing: <ul style="list-style-type: none"> <li>- Source IP Address set to &lt;DIFACE-0-IP-LINKLOCAL-ADDR&gt;</li> <li>- Destination IP Address set to &lt;DIFACE-0-IP-LINKLOCAL-ADDR&gt;</li> </ul> </li> <li>10. TESTER: &lt;SERVER-1&gt; Listens (up to &lt;ParamListenTime&gt;) on &lt;Diface-0&gt; <ul style="list-style-type: none"> <li>- Expected Network Address of Target IP Address set to &lt;LINK-LOCAL-NET-ADDR&gt;</li> </ul> </li> <li>11. DUT: Sends ARP Request Message</li> <li>12. TESTER: Verify that received ARP Request Message contains: <ul style="list-style-type: none"> <li>- Target IP Address is not set to &lt;DIFACE-0-IP-LINKLOCAL-ADDR&gt;</li> </ul> </li> <li>13. CLEANUP: Externally cause DUT to shutdown &lt;Diface-0&gt;</li> </ol>
Pass Criteria	<ol style="list-style-type: none"> <li>4. DUT: Sends DHCPDISCOVER Message</li> <li>6. DUT: Sends 3 ARP Request Messages</li> <li>11. DUT: Sends ARP Request Message</li> <li>12. TESTER: Verify that received ARP Request Message contains: <ul style="list-style-type: none"> <li>- Target IP Address is not set to &lt;DIFACE-0-IP-LINKLOCAL-ADDR&gt;</li> </ul> </li> </ol>
Test Iterations	
Notes	Derived from RFC 3927 p13 Section 2.5 (MUST)

4.5.6.4.6 IPv4\_AUTOCONF\_CONFLICT\_11: ARP packets containing (Link- Local 'sender IP address') rule - I

Synopsis	All ARP packets (*replies* as well as requests ) that contain a Link- Local 'sender IP address' MUST be sent using link-layer broadcast instead of link-layer unicast. (Note:Here TESTER checks that DUT sends ARP Probe Response with Ethernet destination address set to broadcast address)
Prerequisites	Check section prerequisites
Test setup	Topology 1
Test Input Parameters	Check section general Input Parameters
Test Procedure	<ol style="list-style-type: none"> <li>1. DUT CONFIGURE: Externally configure DHCP Client on &lt;Diface-0&gt;</li> <li>2. DUT CONFIGURE: Externally cause DUT to bring up &lt;Diface-0&gt;</li> <li>3. TESTER: &lt;SERVER-1&gt; Listens (up to &lt;ParamListenTime&gt;) on &lt;Diface-0&gt;</li> <li>4. DUT: Sends DHCPDISCOVER Message</li> <li>5. TESTER: &lt;SERVER-1&gt; Listens (up to &lt;ParamListenTime&gt;) on &lt;Diface-0&gt; <ul style="list-style-type: none"> <li>- Expected Network Address of Target IP Address set to &lt;LINK-LOCAL-NET-ADDR&gt;</li> </ul> </li> <li>6. DUT: Sends 3 ARP Probe Request Messages</li> <li>7. TESTER: &lt;SERVER-1&gt; retrieves the value of Destination Protocol Address field of ARP Request Message received from &lt;Diface-0&gt; and stores it in &lt;DIFACE-0-IP-LINKLOCAL-ADDR&gt;</li> <li>8. TESTER: Wait till &lt;ANNOUNCE_WAIT+ANNOUNCE_INTERVAL&gt; for DUT to assign the link-local address to &lt;Diface-0&gt;</li> <li>9. TESTER: &lt;SERVER-1&gt; Sends ARP Request Message to DUT through &lt;Diface-0&gt; containing: <ul style="list-style-type: none"> <li>- Source IP Address set to &lt;AIFACE-0-IP-LINKLOCAL-ADDR&gt;</li> <li>- Destination IP Address set to &lt;DIFACE-0-IP-LINKLOCAL-ADDR&gt;</li> </ul> </li> <li>10. TESTER: &lt;SERVER-1&gt; Listens (up to &lt;ParamListenTime&gt;) on &lt;Diface-0&gt;</li> <li>11. DUT: Sends ARP Response Message</li> <li>12. TESTER: Verify that received ARP Response Message contains: <ul style="list-style-type: none"> <li>- Target IP Address is set to &lt;AIFACE-0-IP-LINKLOCAL-ADDR&gt;</li> <li>- Sender IP Address is set to &lt;DIFACE-0-IP-LINKLOCAL-ADDR&gt;</li> <li>- Ethernet Destination Hardware Address is set to ETHERNET_BROADCAST_ADDR</li> </ul> </li> <li>13. CLEANUP: Externally cause DUT to shutdown &lt;Diface-0&gt;</li> </ol>
Pass Criteria	<ol style="list-style-type: none"> <li>4. DUT: Sends DHCPDISCOVER Message</li> <li>6. DUT: Sends 3 ARP Probe Request Messages</li> <li>11. DUT: Sends ARP Response Message</li> <li>12. TESTER: Verify that received ARP Response Message contains: <ul style="list-style-type: none"> <li>- Target IP Address is set to &lt;AIFACE-0-IP-LINKLOCAL-ADDR&gt;</li> <li>- Sender IP Address is set to &lt;DIFACE-0-IP-LINKLOCAL-ADDR&gt;</li> </ul> </li> </ol>

OPEN Alliance

	- Ethernet Destination Hardware Address is set to ETHERNET_BROADCAST_ADDR
Test Iterations	
Notes	Derived from RFC 3927 p14 Section 2.5 (MUST)

### 4.5.6.5 Link-Local Packets Are Not Forwarded

#### 4.5.6.5.1 IPv4\_AUTOCONF\_LINKLOCAL\_PACKETS\_04: Link-Local Packets Are Not Forwarded (router or other host response for addresses in the 169.254/16 prefix)

Synopsis	A router or other host MUST NOT indiscriminately answer all ARP Requests for addresses in the 169.254/16 prefix. A router may of course answer ARP Requests for one or more IPv4 Link-Local address(es) that it has legitimately claimed for its own use according to the claim-and-defend protocol described in this document. (Note : Here TESTER checks that the router/host will not answer to the ARP request for an arbitrary link-local address which it is not using)
Prerequisites	Check section prerequisites
Test setup	Topology 1
Test Input Parameters	Check section general Input Parameters
Test Procedure	<ol style="list-style-type: none"> <li>1. DUT CONFIGURE: Externally configure DHCP Client on &lt;Diface-0&gt;</li> <li>2. DUT CONFIGURE: Externally cause DUT to bring up &lt;Diface-0&gt;</li> <li>3. TESTER: &lt;SERVER-1&gt; Listens (up to &lt;ParamListenTime&gt;) on &lt;Diface-0&gt;</li> <li>4. DUT: Sends DHCPDISCOVER Message</li> <li>5. TESTER: &lt;SERVER-1&gt; Listens (up to &lt;ParamListenTime&gt;) on &lt;Diface-0&gt; <ul style="list-style-type: none"> <li>- Expected Network Address of Target IP Address set to &lt;LINK-LOCAL-NET-ADDR&gt;</li> </ul> </li> <li>6. DUT: Sends ARP Request Message</li> <li>7. TESTER: &lt;SERVER-1&gt; retrieves the value of Destination Protocol Address field of ARP Request Message received from &lt;Diface-0&gt; and stores it in &lt;DIFACE-0-IP-LINKLOCAL-ADDR&gt;</li> <li>8. TESTER: Wait till &lt;(PROBE_MAX*2)+ANNOUNCE_WAIT+ANNOUNCE_INTERVAL&gt; for DUT to assign the link-local address to &lt;Diface-0&gt;</li> <li>9. TESTER: &lt;SERVER-1&gt; Sends ARP Request Message to DUT through &lt;Diface-0&gt; containing: <ul style="list-style-type: none"> <li>- Source IP Address set to &lt;AIFACE-0-IP-LINKLOCAL-ADDR&gt;</li> <li>- Destination IP Address set to &lt;ARBITRARY-IP-LINKLOCAL-ADDR&gt;</li> <li>- Target Hardware Address set to &lt;NULL-MAC-ADDRESS&gt;</li> <li>- Sender Hardware Address set to &lt;MAC-ADDR1&gt;</li> </ul> </li> <li>10. TESTER: &lt;SERVER-1&gt; Listens (up to &lt;ParamListenTime&gt;) on &lt;Diface-0&gt; <ul style="list-style-type: none"> <li>- Source IP Address set to &lt;ARBITRARY-IP-LINKLOCAL-ADDR&gt;</li> <li>- Destination IP Address set to &lt;AIFACE-0-IP-LINKLOCAL-ADDR&gt;</li> </ul> </li> <li>11. DUT: Does not send ARP Response Message</li> <li>12. CLEANUP: Externally cause DUT to shutdown &lt;Diface-0&gt;</li> </ol>
Pass Criteria	<ol style="list-style-type: none"> <li>4. DUT: Sends DHCPDISCOVER Message</li> <li>6. DUT: Sends ARP Request Message</li> <li>11. DUT: Does not send ARP Response Message</li> </ol>
Test Iterations	
Notes	Derived from RFC 3927 p16 Section 2.7 (MUST)

### 4.5.6.6 Healing of Network Partitions

#### 4.5.6.6.1 IPv4\_AUTOCONF\_NETWORK\_PARTITIONS\_01: Healing of Network Partitions Hosts

Synopsis	Hosts SHOULD NOT send periodic gratuitous ARPs (Note: for Link-Local Addresses).
Prerequisites	Check section prerequisites
Test setup	Topology 1
Test Input Parameters	Check section general Input Parameters
Test Procedure	<ol style="list-style-type: none"> <li>1. DUT CONFIGURE: Externally configure DHCP Client on &lt;Diface-0&gt;</li> <li>2. DUT CONFIGURE: Externally cause DUT to bring up &lt;Diface-0&gt;</li> <li>3. TESTER: &lt;SERVER-1&gt; Listens (up to &lt;ParamListenTime&gt;) on &lt;Diface-0&gt;</li> <li>4. DUT: Sends DHCPDISCOVER Message</li> <li>5. TESTER: &lt;SERVER-1&gt; Listens (up to &lt;ParamListenTime&gt;) on &lt;Diface-0&gt; <ul style="list-style-type: none"> <li>- Expected Network Address of Target IP Address set to &lt;LINK-LOCAL-NET-ADDR&gt;</li> </ul> </li> <li>6. DUT: Sends 3 ARP Request Messages</li> <li>7. TESTER: &lt;SERVER-1&gt; retrieves the value of Destination Protocol Address field of ARP Request Message received from &lt;Diface-0&gt; and stores it in &lt;DIFACE-0-IP-LINKLOCAL-ADDR&gt;</li> <li>8. TESTER: Wait till &lt;ANNOUNCE_WAIT+ANNOUNCE_INTERVAL&gt; for DUT to assign the link-local address to &lt;Diface-0&gt;</li> <li>9. TESTER: &lt;SERVER-1&gt; Sends ARP Request Message to DUT through &lt;Diface-0&gt; containing: <ul style="list-style-type: none"> <li>- Source IP Address set to &lt;AIFACE-0-IP-LINKLOCAL-ADDR&gt;</li> <li>- Destination IP Address set to &lt;DIFACE-0-IP-LINKLOCAL-ADDR&gt;</li> </ul> </li> <li>10. TESTER: &lt;SERVER-1&gt; Listens (up to &lt;ParamListenTime&gt;) on &lt;Diface-0&gt; <ul style="list-style-type: none"> <li>- Source IP Address set to &lt;DIFACE-0-IP-LINKLOCAL-ADDR&gt;</li> <li>- Destination IP Address set to &lt;AIFACE-0-IP-LINKLOCAL-ADDR&gt;</li> </ul> </li> <li>11. DUT: Sends ARP Response Message</li> <li>12. TESTER: &lt;SERVER-1&gt; Listens (up to &lt;ParamListenTime&gt;) on &lt;Diface-0&gt; <ul style="list-style-type: none"> <li>- Source IP Address set to &lt;DIFACE-0-IP-LINKLOCAL-ADDR&gt;</li> <li>- Destination IP Address set to &lt;DIFACE-0-IP-LINKLOCAL-ADDR&gt;</li> </ul> </li> <li>13. DUT: Does not send ARP Request Message</li> <li>14. CLEANUP: Externally cause DUT to shutdown &lt;Diface-0&gt;</li> </ol>
Pass Criteria	<ol style="list-style-type: none"> <li>4. DUT: Sends DHCPDISCOVER Message</li> <li>6. DUT: Sends 3 ARP Request Messages</li> <li>11. DUT: Sends ARP Response Message</li> <li>13. DUT: Does not send ARP Request Message</li> </ol>
Test Iterations	
Notes	Derived from RFC 3927 p23 Section 4 (SHOULD)

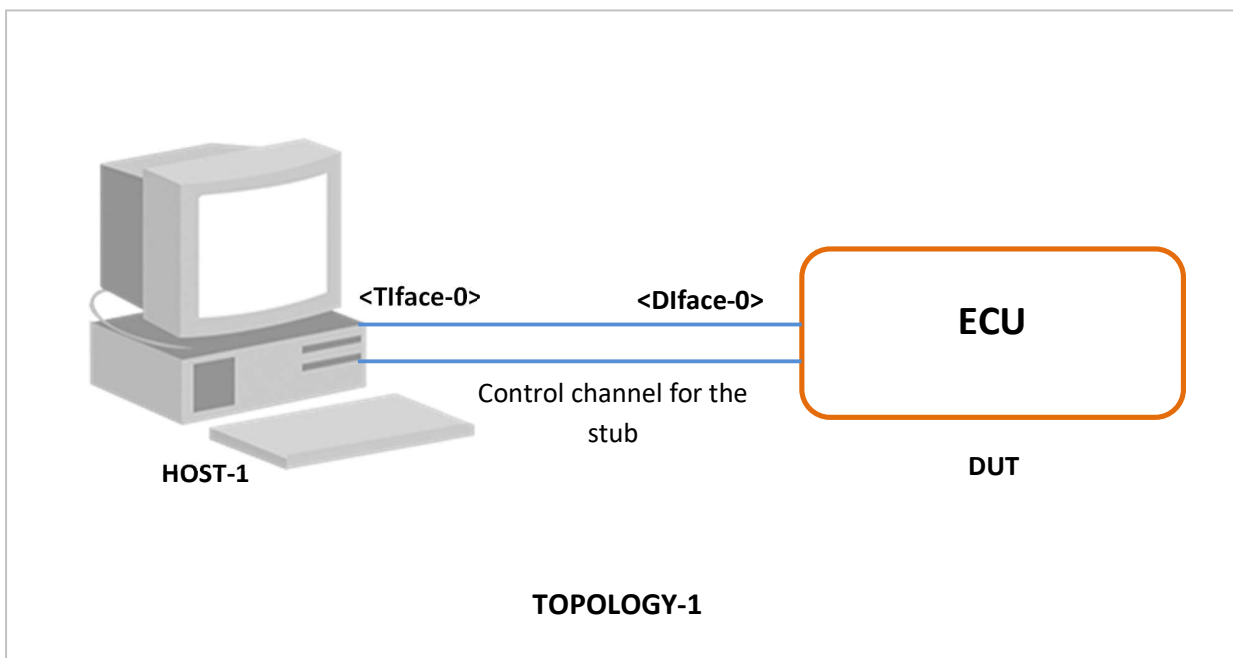
## 4.6 User Datagram Protocol (UDP)

### 4.6.1 General

The scope of this chapter is to specify test cases for the User Datagram Protocol (UDP) from the following standards:

- RFC 768 - User Datagram Protocol

### 4.6.2 Simulated topologies



### 4.6.3 Required topology related configuration

- This test suite expects to be running against an UDP stack
- This test suite runs over Ethernet
- All tests run with one interface, except 2 (these 2 needs discussion)

#### 4.6.4 Parameters used in the tests

Parameter used in test	Description
<testerUDPPort>	Port number used for UDP in TESTER
<testerUDPPort2>	Another port number used for UDP in TESTER
<unusedUDPSrcPort>	Unused UDP-source port number used in TESTER [Value : 20000]
<unusedUDPDstPort1>	Unused UDP-destination port number used in TESTER [Value : 20001]
<udpUserDataSize>	UDP-data size used by the TESTER [Value : 101]
<calculatedUDPChecksum>	UDP checksum of a UDP packet
<incorrectUDPChecksum>	Incorrect UDP checksum [Value : 0xffff]
<UDPDefaultData>	Default data used in UDP message by TESTER
<UDPDefaultDataLen>	Length of UDP default data
<UDPData>	UDP data used by TESTER [Value : TESTERTESTERTESTERTESTER\0]
<UDPDataLen>	UDP data length [Value : 17]
<API_SUCCESS>	Indication to API status is successful [Value : SUCCESS]
<allSystemMCastAddr>	Multicast address for all systems
<Alface-0-BcastIP>	Broadcast address of the TESTER's 0th interface's network.
<Host-1-IP>	IP address from unused network
<Host-2-IP>	Another IP address from unused network
<DUTSupportsDynamicInterface>	Automotive ECUs may not support dynamic user interface for new port creation, either for performance or security reasons. TRUE indicates DUT supports dynamic user interface FALSE indicates DUT does not support dynamic user interface Default: FALSE



## 4.6.5 Tests

### 4.6.5.1 UDP Message Format

4.6.5.1.1 UDP\_MessageFormat\_02: To verify that IUT accepts an UDP packet containing a well-formed UDP header.

Synopsis	Ensure that when the DUT receives a UDP packet containing a well-formed Header containing a Source Port field containing a Destination Port indicating a value equal to the DUT's UDP port containing a Length field indicating a valid value equal to the size of the sent datagram containing a Checksum field indicating a value equal to the <calculatedUDPChecksum> by the DUT then the DUT accepts the UDP packet.
Prerequisites	None
Test setup	Topology 1
Test Input Parameters	Check section general Input Parameters
Test Procedure	1. TESTER: Send a UDP packet containing a well-formed UDP Header 2. DUT: Sends <Indication> containing the same content of the UDP packet received.
Pass Criteria	The DUT accepts the UDP packet.
Test Iterations	
Reference	Derived from RFC768, section Format
Notes	

### 4.6.5.2 UDP Datagram Length

4.6.5.2.1 UDP\_DatagramLength\_01: To verify that IUT discards a truncated UDP datagram.

Synopsis	Ensure that when the DUT receives a truncated UDP packet (a packet with the length field smaller than the actual size of the data coming from the Ethernet frame) then the DUT discards the UDP packet.
Prerequisites	None
Test setup	Topology 1
Test Input Parameters	Check section general Input Parameters
Test Procedure	1. TESTER: Send a truncated UDP packet. 2. DUT: Discards the UDP packet and sends no Indication.
Pass Criteria	The DUT discards the UDP packet.
Test Iterations	
Reference	Derived from RFC768, section Format and automotive specific requirements on frame integrity
Notes	

### 4.6.5.3 UDP Padding

4.6.5.3.1 UDP\_Padding\_02: To verify that IUT generates UDP datagram with even size of payload and no padding at the end.

Synopsis	Ensure that when the DUT is requested to generate a UDP packet with an even payload size then the DUT generates a UDP packet containing Data indicating value of the received even <udpUserDataSize> with no padding bytes
Prerequisites	None
Test setup	Topology 1
Test Input Parameters	Check section general Input Parameters
Test Procedure	1. TESTER: Send a <sendUdpPacketEvenSize> to the DUT to request a UDP packet with an even <udpUserDataSize>. 2. DUT: Generates a UDP packet without padding.
Pass Criteria	The DUT generates a UDP packet containing Data indicating value of the received an even <udpUserDataSize> with no padding bytes
Test Iterations	
Reference	Derived from RFC768, section Fields
Notes	

#### 4.6.5.4 UDP Fields

##### 4.6.5.4.1 UDP\_FIELDS\_01: Fields – Specify Source Port

Synopsis	Source Port is an optional field, when meaningful, it indicates the port of the sending process, and may be assumed to be the port to which a reply should be addressed in the absence of any other information. A user interface should allow the creation of new receive ports [Note: In this test, we verify that application can specify source port]
Prerequisites	Check section prerequisites
Test setup	Topology 1
Test Input Parameters	Check section general Input Parameters
Test Procedure	<ol style="list-style-type: none"> <li>1. TESTER: Externally cause DUT to send a UDP Message with source port set to &lt;unusedUDPDstPort1&gt; through &lt;Diface-0&gt;</li> <li>2. TESTER: &lt;HOST-1&gt; Listens (up to&lt;ParamListenTime&gt;) on &lt;Diface-0&gt;</li> <li>3. DUT: Sends Message</li> <li>4. TESTER: Verify that received UDP Message contains: <ul style="list-style-type: none"> <li>- Source UDP Port field is set to &lt;unusedUDPDstPort1&gt;</li> </ul> </li> </ol>
Pass Criteria	<ol style="list-style-type: none"> <li>3. DUT: Sends Message</li> <li>4. TESTER: Verify that received UDP Message contains: <ul style="list-style-type: none"> <li>- Source UDP Port field is set to &lt;unusedUDPDstPort1&gt;</li> </ul> </li> </ol>
Test Iterations	
Notes	Derived from RFC 768 Page 1 'Fields' (SHOULD)

4.6.5.4.2 UDP\_FIELDS\_02: Fields – Specify Destination Port

Synopsis	Source Port is an optional field, when meaningful, it indicates the port of the sending process, and may be assumed to be the port to which a reply should be addressed in the absence of any other information. [Note: In this test, we verify that a UDP messages must include a destination port]
Prerequisites	Check section prerequisites
Test setup	Topology 1
Test Input Parameters	Check section general Input Parameters
Test Procedure	<ol style="list-style-type: none"> <li>1. DUT CONFIGURE: Externally cause DUT to listen on port &lt;unusedUDPDstPort1&gt; on &lt;Diface-0&gt;</li> <li>2. DUT: Listen on port &lt;unusedUDPDstPort1&gt; on &lt;Diface-0&gt;</li> <li>3. TESTER: &lt;HOST-1&gt; Sends Message to DUT through &lt;Diface-0&gt; containing: <ul style="list-style-type: none"> <li>- Source UDP Port field set to &lt;unusedUDPSrcPort&gt;</li> <li>- Destination UDP Port field set to &lt;unusedUDPDstPort1&gt;</li> </ul> </li> <li>4. TESTER: Externally cause DUT to send a UDP Message with &lt;UDPDefaultData&gt; as data through &lt;Diface-0&gt;</li> <li>5. TESTER: &lt;HOST-1&gt; Listens (up to&lt;ParamListenTime&gt;) on &lt;Diface-0&gt;</li> <li>6. DUT: Sends Message</li> <li>7. TESTER: Verify that received UDP Message contains: <ul style="list-style-type: none"> <li>- Destination UDP Port field is set to &lt;unusedUDPSrcPort&gt;</li> </ul> </li> </ol>
Pass Criteria	<ol style="list-style-type: none"> <li>2. DUT: Listen on port &lt;unusedUDPDstPort1&gt; on &lt;Diface-0&gt;</li> <li>6. DUT: Sends Message</li> <li>7. TESTER: Verify that received UDP Message contains: <ul style="list-style-type: none"> <li>- Destination UDP Port field is set to &lt;unusedUDPSrcPort&gt;</li> </ul> </li> </ol>
Test Iterations	
Notes	Derived from RFC 768 Page 1 'Fields' (MUST)

## 4.6.5.4.3 UDP\_FIELDS\_03: Fields - Accept Source Port set to zero

Synopsis	Source Port is an optional field, when meaningful, it indicates the port of the sending process, and may be assumed to be the port to which a reply should be addressed in the absence of any other information. If not used, a value of zero is inserted. [Note: In this test, we verify that using the value 0 for UDP Source Port is valid and DUT accepts such a Message]
Prerequisites	Check section prerequisites
Test setup	Topology 1
Test Input Parameters	Check section general Input Parameters
Test Procedure	<ol style="list-style-type: none"> <li>1. DUT CONFIGURE: Externally cause DUT to listen on port &lt;unusedUDPDstPort1&gt; on &lt;Diface-0&gt;</li> <li>2. DUT: Listen on port &lt;unusedUDPDstPort1&gt; on &lt;Diface-0&gt;</li> <li>3. TESTER: &lt;HOST-1&gt; Sends Message to DUT through &lt;Diface-0&gt; containing: <ul style="list-style-type: none"> <li>- Source UDP Port field set to 0</li> <li>- Destination UDP Port field set to &lt;unusedUDPDstPort1&gt;</li> </ul> </li> <li>4. TESTER: Verify using Upper Tester that DUT received UDP Message containing: <ul style="list-style-type: none"> <li>- UDP Source Port field set to 0</li> </ul> </li> </ol>
Pass Criteria	<ol style="list-style-type: none"> <li>2. DUT: Listen on port &lt;unusedUDPDstPort1&gt; on &lt;Diface-0&gt;</li> <li>4. TESTER: Verify using Upper Tester that DUT received UDP Message containing: <ul style="list-style-type: none"> <li>- UDP Source Port field set to 0</li> </ul> </li> </ol>
Test Iterations	
Notes	Derived from RFC 768 Page 1 'Fields' (MUST)

4.6.5.4.4 UDP\_FIELDS\_04: Fields - Same Destination Port with Different IP Address (send)

Synopsis	Destination Port has a meaning within the context of a particular internet destination address. [Note: In this test, we verify that DUT can send UDP message at same destination port to more than one different IP addresses.]
Prerequisites	Check section prerequisites
Test setup	Topology 2
Test Input Parameters	Check section general Input Parameters
Test Procedure	<ol style="list-style-type: none"> <li>1. DUT CONFIGURE: Externally cause DUT to send a UDP Message at &lt;testerUDPPort&gt; as the destination port and to &lt;Host-1-IP&gt; IP Address through &lt;Diface-0&gt;</li> <li>2. TESTER: &lt;HOST-1&gt; Listens (up to&lt;ParamListenTime&gt;) on &lt;Diface-0&gt;</li> <li>3. DUT: Sends Message</li> <li>4. TESTER: Verify that received UDP Message contains: <ul style="list-style-type: none"> <li>- Destination IP Address field is set to &lt;Host-1-IP&gt;</li> <li>- Destination UDP Port field is set to &lt;testerUDPPort&gt;</li> </ul> </li> <li>5. DUT CONFIGURE: Externally cause DUT to send a UDP Message at &lt;testerUDPPort&gt; as the destination port and to &lt;Host-2-IP&gt; IP Address through &lt;Diface-0&gt;</li> <li>6. TESTER: &lt;HOST-2&gt; Listens (up to&lt;ParamListenTime&gt;) on &lt;Diface-0&gt;</li> <li>7. DUT: Sends Message</li> <li>8. TESTER: Verify that received UDP Message contains: <ul style="list-style-type: none"> <li>- Destination IP Address field is set to &lt;Host-2-IP&gt;</li> <li>- Destination UDP Port field is set to &lt;testerUDPPort&gt;</li> </ul> </li> </ol>
Pass Criteria	<ol style="list-style-type: none"> <li>3. DUT: Sends Message</li> <li>4. TESTER: Verify that received UDP Message contains: <ul style="list-style-type: none"> <li>- Destination IP Address field is set to &lt;Host-1-IP&gt;</li> <li>- Destination UDP Port field is set to &lt;testerUDPPort&gt;</li> </ul> </li> <li>7. DUT: Sends Message</li> <li>8. TESTER: Verify that received UDP Message contains: <ul style="list-style-type: none"> <li>- Destination IP Address field is set to &lt;Host-2-IP&gt;</li> <li>- Destination UDP Port field is set to &lt;testerUDPPort&gt;</li> </ul> </li> </ol>
Notes	Derived from RFC 768 Page 1 'Fields' (MUST)

4.6.5.4.5 UDP\_FIELDS\_05: Fields - Same Port with Different IP Address (receive and send)

Synopsis	Destination Port has a meaning within the context of a particular internet destination address. [Note: In this test, we verify that DUT can receive send UDP message at same destination port to more than one differrent IP addresses.]
Prerequisites	Check section prerequisites
Test setup	Topology 2
Test Input Parameters	Check section general Input Parameters
Test Procedure	<ol style="list-style-type: none"> <li>1. DUT CONFIGURE: Externally cause DUT to listen on port &lt;unusedUDPDstPort1&gt; on &lt;Diface-0&gt;</li> <li>2. DUT: Listen on port &lt;unusedUDPDstPort1&gt; on &lt;Diface-0&gt;</li> <li>3. TESTER: &lt;HOST-1&gt; Sends Message to DUT through &lt;Diface-0&gt; containing: <ul style="list-style-type: none"> <li>- Source IP Address field set to &lt;Host-1-IP&gt;</li> <li>- Destination IP Address field set to &lt;Diface-0-IP&gt;</li> <li>- Destination UDP Port field set to &lt;unusedUDPDstPort1&gt;</li> <li>- UDP send data set to &lt;UDPData&gt;</li> </ul> </li> <li>4. TESTER: Verify using Upper Tester that application layer has got UDP Message containing: <ul style="list-style-type: none"> <li>- UDP data equal to &lt;UDPData&gt;</li> </ul> </li> <li>5. DUT CONFIGURE: Externally cause DUT to listen on port &lt;unusedUDPDstPort1&gt; on &lt;Diface-0&gt;</li> <li>6. DUT: Listen on port &lt;unusedUDPDstPort1&gt; on &lt;Diface-0&gt;</li> <li>7. TESTER: &lt;HOST-2&gt; Sends Message to DUT through &lt;Diface-0&gt; containing: <ul style="list-style-type: none"> <li>- Source IP Address field set to &lt;Host-2-IP&gt;</li> <li>- Destination IP Address field set to &lt;Diface-0-IP&gt;</li> <li>- Destination UDP Port field set to &lt;unusedUDPDstPort1&gt;</li> <li>- UDP send data set to &lt;UDPDefaultData&gt;</li> </ul> </li> <li>8. TESTER: Verify using Upper Tester that application layer has got UDP Message containing: <ul style="list-style-type: none"> <li>- UDP data equal to &lt;UDPDefaultData&gt;</li> </ul> </li> </ol>
Pass Criteria	<ol style="list-style-type: none"> <li>2. DUT: Listen on port &lt;unusedUDPDstPort1&gt; on &lt;Diface-0&gt;</li> <li>4. TESTER: Verify using Upper Tester that application layer has got UDP Message containing: <ul style="list-style-type: none"> <li>- UDP data equal to &lt;UDPData&gt;</li> </ul> </li> <li>6. DUT: Listen on port &lt;unusedUDPDstPort1&gt; on &lt;Diface-0&gt;</li> <li>8. TESTER: Verify using Upper Tester that application layer has got UDP Message containing: <ul style="list-style-type: none"> <li>- UDP data equal to &lt;UDPDefaultData&gt;</li> </ul> </li> </ol>
Test Iterations	
Notes	Derived from RFC 768 Page 1 'Fields' (MUST)



4.6.5.4.6 UDP\_FIELDS\_06: Fields - Total Length

Synopsis	Length is the length in octets of this user datagram including this header and the data. [Note: In this test, we configure DUT to send <udpUserDataSize> size of data so that the length in Header is (<udpUserDataSize > + 8(UDP Header Size)) bytes]
Prerequisites	Check section prerequisites
Test setup	Topology 1
Test Input Parameters	Check section general Input Parameters
Test Procedure	<ol style="list-style-type: none"> <li>1. TESTER: Externally cause DUT to send UDP Message with &lt;udpUserDataSize&gt; of data through &lt;Diface-0&gt;</li> <li>2. TESTER: &lt;HOST-1&gt; Listens (up to&lt;ParamListenTime&gt;) on &lt;Diface-0&gt;</li> <li>3. DUT: Sends Message</li> <li>4. TESTER: Verify that received UDP Message contains: <ul style="list-style-type: none"> <li>- UDP Header Length field is set to (&lt;udpUserDataSize&gt;+8)</li> </ul> </li> </ol>
Pass Criteria	<ol style="list-style-type: none"> <li>3. DUT: Sends Message</li> <li>4. TESTER: Verify that received UDP Message contains: <ul style="list-style-type: none"> <li>- UDP Header Length field is set to (&lt;udpUserDataSize&gt;+8)</li> </ul> </li> </ol>
Test Iterations	
Notes	Derived from RFC 768 Page 2 'Fields' (MUST)

4.6.5.4.7 UDP\_FIELDS\_07: Fields - Total Length (no data)

Synopsis	Length is the length in octets of this user datagram including this header and the data. [Note: In this test, we configure DUT to send 0 (zero) size of data so that the length in Header is 8(UDP Header Size) bytes]
Prerequisites	Check section prerequisites
Test setup	Topology 1
Test Input Parameters	Check section general Input Parameters
Test Procedure	<ol style="list-style-type: none"> <li>1. TESTER: Externally cause DUT to send UDP Message with 0 of data through &lt;Diface-0&gt;</li> <li>2. TESTER: &lt;HOST-1&gt; Listens (up to&lt;ParamListenTime&gt;) on &lt;Diface-0&gt;</li> <li>3. DUT: Sends Message</li> <li>4. TESTER: Verify that received UDP Message contains: <ul style="list-style-type: none"> <li>- UDP Header Length field is set to 8</li> </ul> </li> </ol>
Pass Criteria	<ol style="list-style-type: none"> <li>3. DUT: Sends Message</li> <li>4. TESTER: Verify that received UDP Message contains: <ul style="list-style-type: none"> <li>- UDP Header Length field is set to 8</li> </ul> </li> </ol>
Test Iterations	
Notes	Derived from RFC 768 Page 2 'Fields' (MUST)

4.6.5.4.8 UDP\_FIELDS\_08: Fields - Total Length (less than 8 bytes)

Synopsis	Length is the length in octets of this user datagram including this header and the data. [Note: Check that the DUT discards the received datagram in case the total length of the datagram is less than 8 bytes]
Prerequisites	Check section prerequisites
Test setup	Topology 1
Test Input Parameters	Check section general Input Parameters
Test Procedure	<ol style="list-style-type: none"> <li>1. DUT CONFIGURE: Externally cause DUT to listen on port &lt;unusedUDPDstPort1&gt; on &lt;Diface-0&gt;</li> <li>2. DUT: Listen on port &lt;unusedUDPDstPort1&gt; on &lt;Diface-0&gt;</li> <li>3. TESTER: &lt;HOST-1&gt; Sends Message to DUT through &lt;Diface-0&gt; containing: <ul style="list-style-type: none"> <li>- truncated message: length less than 8 bytes</li> <li>- No UDP Data set.</li> </ul> </li> <li>4. TESTER: Verify using Upper Tester that DUT discards that UDP message.</li> </ol>
Pass Criteria	4. TESTER: Verify using Upper Tester that DUT discards that UDP message.
Test Iterations	
Notes	Derived from RFC 768 Page 2 'Fields' (MUST)

4.6.5.4.9 UDP\_FIELDS\_09: Fields - Total Length (equal to zero)

Synopsis	Length is the length in octets of this user datagram including this header and the data. [Note: Check that the DUT discards the received datagram in case the total length of the datagram is zero ('0')]
Prerequisites	Check section prerequisites
Test setup	Topology 1
Test Input Parameters	Check section general Input Parameters
Test Procedure	<ol style="list-style-type: none"> <li>1. DUT CONFIGURE: Externally cause DUT to listen on port &lt;unusedUDPDstPort1&gt; on &lt;Diface-0&gt;</li> <li>2. DUT: Listen on port &lt;unusedUDPDstPort1&gt; on &lt;Diface-0&gt;</li> <li>3. TESTER: &lt;HOST-1&gt; Sends Message to DUT through &lt;Diface-0&gt; containing: <ul style="list-style-type: none"> <li>- UDP Data set to &lt;UDPData&gt;.</li> <li>- length field set to 0</li> </ul> </li> <li>4. TESTER: Verify using Upper Tester that DUT discards that UDP message.</li> </ol>
Pass Criteria	4. TESTER: Verify using Upper Tester that DUT discards that UDP message.
Test Iterations	
Notes	Derived from RFC 768 Page 2 'Fields' (MUST)

4.6.5.4.10 UDP\_FIELDS\_10: Fields - Total Length (greater than actual)

Synopsis	Length is the length in octets of this user datagram including this header and the data. [Note: Check that the DUT discards the received datagram in case the length value in the header is greater than the actual length of the datagram]
Prerequisites	Check section prerequisites
Test setup	Topology 1
Test Input Parameters	Check section general Input Parameters
Test Procedure	<ol style="list-style-type: none"> <li>1. DUT CONFIGURE: Externally cause DUT to listen on port &lt;unusedUDPdstPort1&gt; on &lt;Diface-0&gt;</li> <li>2. DUT: Listen on port &lt;unusedUDPdstPort1&gt; on &lt;Diface-0&gt;</li> <li>3. TESTER: &lt;HOST-1&gt; Sends Message to DUT through &lt;Diface-0&gt; containing: <ul style="list-style-type: none"> <li>- length field set to (Length of &lt;UDPData&gt; + 8 ) + 1</li> <li>- UDP Data set to &lt;UDPData&gt;.</li> </ul> </li> <li>4. TESTER: Verify using Upper Tester that DUT discards that UDP message.</li> </ol>
Pass Criteria	4. TESTER: Verify using Upper Tester that DUT discards that UDP message.
Test Iterations	
Notes	Derived from RFC 768 Page 2 'Fields' (MUST)

4.6.5.4.11 UDP\_FIELDS\_12: Fields - Total Length (maximum)

Synopsis	Length is the length in octets of this user datagram including this header and the data. [Note: Check that the DUT accepts the received datagram in case the length value in the header is set to the maximum allowed value. - IPv4: 65,507 bytes (65,535 – 8 byte UDP header – 20 byte IP header) - IPv6: 65,535 bytes]
Prerequisites	Check section prerequisites
Test setup	Topology 1
Test Input Parameters	Check section general Input Parameters
Test Procedure	<ol style="list-style-type: none"> <li>1. DUT CONFIGURE: Externally cause DUT to listen on port &lt;unusedUDPDstPort1&gt; on &lt;Diface-0&gt;</li> <li>2. DUT: Listen on port &lt;unusedUDPDstPort1&gt; on &lt;Diface-0&gt;</li> <li>3. TESTER: &lt;HOST-1&gt; Sends Message to DUT through &lt;Diface-0&gt; containing: <ul style="list-style-type: none"> <li>- Length field set to maximum supported value</li> <li>- data set to maximum supported octet size</li> </ul> </li> <li>4. TESTER: Verify using Upper Tester that DUT has received the UDP message.</li> </ol>
Pass Criteria	4. TESTER: Verify using Upper Tester that DUT has received the UDP message.
Test Iterations	
Notes	Derived from RFC 768 Page 2 'Fields' (MUST)

4.6.5.4.12 UDP\_FIELDS\_13: Fields - Checksum (with padding)

Synopsis	Checksum is the 16-bit one's complement of the one's complement sum of a pseudo header of information from the IP header, the UDP header, and the data, padded with zero octets at the end (if necessary) to make a multiple of two octets. [Note: In this test, we verify that DUT calculates UDP checksum correctly. While calculating UDP checksum the padded byte is needed to be considered.]
Prerequisites	Check section prerequisites
Test setup	Topology 1
Test Input Parameters	Check section general Input Parameters
Test Procedure	<ol style="list-style-type: none"> <li>1. TESTER: Externally cause DUT to send UDP Message with &lt;udpUserDataSize&gt; of data through &lt;Diface-0&gt;</li> <li>2. TESTER: &lt;HOST-1&gt; Listens (up to&lt;ParamListenTime&gt;) on &lt;Diface-0&gt;</li> <li>3. DUT: Sends Message</li> <li>4. TESTER: Verify that received UDP Message contains: <ul style="list-style-type: none"> <li>- UDP Header Checksum field is set to &lt;calculatedUDPChecksum&gt;</li> </ul> </li> </ol>
Pass Criteria	<ol style="list-style-type: none"> <li>3. DUT: Sends Message</li> <li>4. TESTER: Verify that received UDP Message contains: <ul style="list-style-type: none"> <li>- UDP Header Checksum field is set to &lt;calculatedUDPChecksum&gt;</li> </ul> </li> </ol>
Test Iterations	
Notes	Derived from RFC 768 Page 1 'Fields' (MUST)

## 4.6.5.4.13 UDP\_FIELDS\_14: Fields - Checksum (no padding)

Synopsis	Checksum is the 16-bit one's complement of the one's complement sum of a pseudo header of information from the IP header, the UDP header, and the data, padded with zero octets at the end (if necessary) to make a multiple of two octets. [Note: In this test, we verify that DUT calculates UDP checksum correctly. While calculating UDP checksum the padded byte is not required.]
Prerequisites	Check section prerequisites
Test setup	Topology 1
Test Input Parameters	Check section general Input Parameters
Test Procedure	<ol style="list-style-type: none"> <li>1. TESTER: Externally cause DUT to send UDP Message with 100 of data through &lt;Diface-0&gt;</li> <li>2. TESTER: &lt;HOST-1&gt; Listens (up to&lt;ParamListenTime&gt;) on &lt;Diface-0&gt;</li> <li>3. DUT: Sends Message</li> <li>4. TESTER: Verify that received UDP Message contains: <ul style="list-style-type: none"> <li>- UDP Header Checksum field is set to &lt;calculatedUDPChecksum&gt;</li> </ul> </li> </ol>
Pass Criteria	<ol style="list-style-type: none"> <li>3. DUT: Sends Message</li> <li>4. TESTER: Verify that received UDP Message contains: <ul style="list-style-type: none"> <li>- UDP Header Checksum field is set to &lt;calculatedUDPChecksum&gt;</li> </ul> </li> </ol>
Test Iterations	
Notes	Derived from RFC 768 Page 1 'Fields' (MUST)



4.6.5.4.14 UDP\_FIELDS\_15: Fields - Checksum (incorrect)

Synopsis	If a UDP datagram is received with a checksum that is non-zero and invalid, UDP MUST silently discard the datagram. [Note: In this test, we verify that DUT will not accept UDP message with incorrect checksum]
Prerequisites	Check section prerequisites
Test setup	Topology 1
Test Input Parameters	Check section general Input Parameters
Test Procedure	<ol style="list-style-type: none"> <li>1. DUT CONFIGURE: Externally cause DUT to listen on port &lt;unusedUDPDstPort1&gt; on &lt;Diface-0&gt;</li> <li>2. DUT: Listen on port &lt;unusedUDPDstPort1&gt; on &lt;Diface-0&gt;</li> <li>3. TESTER: &lt;HOST-1&gt; Sends Message to DUT through &lt;Diface-0&gt; containing: <ul style="list-style-type: none"> <li>- Destination UDP Port field set to &lt;unusedUDPDstPort1&gt;</li> <li>- UDP Header Checksum field set to &lt;incorrectUDPChecksum&gt;</li> <li>- UDP send data set to &lt;UDPDefaultData&gt;</li> </ul> </li> <li>4. TESTER: Verify using Upper Tester that application layer did not get UDP Message containing: <ul style="list-style-type: none"> <li>- UDP data equal to &lt;UDPDefaultData&gt;</li> </ul> </li> </ol>
Pass Criteria	<ol style="list-style-type: none"> <li>2. DUT: Listen on port &lt;unusedUDPDstPort1&gt; on &lt;Diface-0&gt;</li> <li>4. TESTER: Verify using Upper Tester that application layer did not get UDP Message containing: <ul style="list-style-type: none"> <li>- UDP data equal to &lt;UDPDefaultData&gt;</li> </ul> </li> </ol>
Test Iterations	
Notes	Derived from RFC 1122 Section 4.1.3.4 Page 78 'UDP Checksums' (MUST)

4.6.5.4.15 UDP\_FIELDS\_16: Fields - Checksum (zero checksum)

Synopsis	An all zero transmitted checksum value means that the transmitter generated no checksum (for debugging or for higher level protocols that don't care). An application MAY optionally be able to control whether a UDP checksum will be generated, but it MUST default to checksumming on. [Note: In this test, we verify that DUT accepts UDP datagram with zero checksum]
Prerequisites	Check section prerequisites
Test setup	Topology 1
Test Input Parameters	Check section general Input Parameters
Test Procedure	<ol style="list-style-type: none"> <li>1. DUT CONFIGURE: Externally cause DUT to listen on port &lt;unusedUDPDstPort1&gt; on &lt;Diface-0&gt;</li> <li>2. DUT: Listen on port &lt;unusedUDPDstPort1&gt; on &lt;Diface-0&gt;</li> <li>3. TESTER: &lt;HOST-1&gt; Sends Message to DUT through &lt;Diface-0&gt; containing: <ul style="list-style-type: none"> <li>- Destination UDP Port field set to &lt;unusedUDPDstPort1&gt;</li> <li>- UDP Header Checksum field set to 0</li> <li>- UDP send data set to &lt;UDPDefaultData&gt;</li> </ul> </li> <li>4. TESTER: Verify using Upper Tester that application layer has got UDP Message containing: <ul style="list-style-type: none"> <li>- UDP data equal to &lt;UDPDefaultData&gt;</li> </ul> </li> </ol>
Pass Criteria	<ol style="list-style-type: none"> <li>2. DUT: Listen on port &lt;unusedUDPDstPort1&gt; on &lt;Diface-0&gt;</li> <li>4. TESTER: Verify using Upper Tester that application layer has got UDP Message containing: <ul style="list-style-type: none"> <li>- UDP data equal to &lt;UDPDefaultData&gt;</li> </ul> </li> </ol>
Test Iterations	
Notes	Derived from RFC 768 Page 1 'Fields' (MUST)

### 4.6.5.5 User Interface

#### 4.6.5.5.1 UDP\_USER\_INTERFACE\_01: User Interface - New Receive Port

Synopsis	A user interface should allow the creation of new receive ports, receive operations on the receive ports that return the data octets and an indication of source port and source address, and an operation that allows a datagram to be sent, specifying the data, source and destination ports and addresses to be sent. [Note: In this test, we verify that user interface allows creation of new receive ports. This test is only ran when <DUTSupportsDynamicInterface> is TRUE]
Prerequisites	Check section prerequisites
Test setup	Topology 1
Test Input Parameters	Check section general Input Parameters
Test Procedure	<ol style="list-style-type: none"> <li>1. DUT CONFIGURE: Externally cause DUT to create 10 receive ports on &lt;Diface-0&gt;</li> <li>2. DUT: Create 10 receive ports on &lt;Diface-0&gt;</li> <li>3. TESTER: Verify using Upper Tester that application layer of DUT has created 10 receive ports on &lt;Diface-0&gt;</li> </ol>
Pass Criteria	<ol style="list-style-type: none"> <li>2. DUT: Create 10 receive ports on &lt;Diface-0&gt;</li> <li>3. TESTER: Verify using Upper Tester that application layer of DUT has created 10 receive ports on &lt;Diface-0&gt;</li> </ol>
Test Iterations	
Notes	Derived from RFC 768 Page 2 'User Interface' (MUST)

4.6.5.5.2 UDP\_USER\_INTERFACE\_02: User Interface - Data octets

Synopsis	A user interface should allow the creation of new receive ports, receive operations on the receive ports that return the data octets and an indication of source port and source address, and an operation that allows a datagram to be sent, specifying the data, source and destination ports and addresses to be sent. [Note: In this test, we verify that receive operations on the receive ports return the data octets correctly. This test is only ran when <DUTSupportsDynamicInterface> is TRUE]
Prerequisites	Check section prerequisites
Test setup	Topology 1
Test Input Parameters	Check section general Input Parameters
Test Procedure	<ol style="list-style-type: none"> <li>1. DUT CONFIGURE: Externally cause DUT to listen on port &lt;unusedUDPDstPort1&gt; on &lt;Diface-0&gt;</li> <li>2. DUT: Listen on port &lt;unusedUDPDstPort1&gt; on &lt;Diface-0&gt;</li> <li>3. TESTER: &lt;HOST-1&gt; Sends Message to DUT through &lt;Diface-0&gt; containing: <ul style="list-style-type: none"> <li>- Destination UDP Port field set to &lt;unusedUDPDstPort1&gt;</li> <li>- UDP send data set to &lt;UDPDefaultData&gt;</li> </ul> </li> <li>4. TESTER: Verify using Upper Tester that application layer has got UDP Message containing: <ul style="list-style-type: none"> <li>- UDP data equal to &lt;UDPDefaultData&gt;</li> </ul> </li> </ol>
Pass Criteria	<ol style="list-style-type: none"> <li>2. DUT: Listen on port &lt;unusedUDPDstPort1&gt; on &lt;Diface-0&gt;</li> <li>4. TESTER: Verify using Upper Tester that application layer has got UDP Message containing: <ul style="list-style-type: none"> <li>- UDP data equal to &lt;UDPDefaultData&gt;</li> </ul> </li> </ol>
Test Iterations	
Notes	Derived from RFC 768 Page 2 'User Interface' (MUST)

4.6.5.5.3 UDP\_USER\_INTERFACE\_03: User Interface – Return Source Port

Synopsis	A user interface should allow the creation of new receive ports, receive operations on the receive ports that return the data octets and an indication of source port and source address, and an operation that allows a datagram to be sent, specifying the data, source and destination ports and addresses to be sent. [Note: In this test, we verify that receive operations on the receive ports return the source port correctly. This test is only ran when <DUTSupportsDynamicInterface> is TRUE]
Prerequisites	Check section prerequisites
Test setup	Topology 1
Test Input Parameters	Check section general Input Parameters
Test Procedure	<ol style="list-style-type: none"> <li>1. DUT CONFIGURE: Externally cause DUT to listen on port &lt;unusedUDPDstPort1&gt; on &lt;Diface-0&gt;</li> <li>2. DUT: Listen on port &lt;unusedUDPDstPort1&gt; on &lt;Diface-0&gt;</li> <li>3. TESTER: &lt;HOST-1&gt; Sends Message to DUT through &lt;Diface-0&gt; containing: <ul style="list-style-type: none"> <li>- Source UDP Port field set to &lt;unusedUDPSrcPort&gt;</li> <li>- Destination UDP Port field set to &lt;unusedUDPDstPort1&gt;</li> </ul> </li> <li>4. TESTER: Verify using Upper Tester that DUT received UDP Message containing: <ul style="list-style-type: none"> <li>- UDP Source Port field set to &lt;unusedUDPSrcPort&gt;</li> </ul> </li> </ol>
Pass Criteria	<ol style="list-style-type: none"> <li>2. DUT: Listen on port &lt;unusedUDPDstPort1&gt; on &lt;Diface-0&gt;</li> <li>4. TESTER: Verify using Upper Tester that DUT received UDP Message containing: <ul style="list-style-type: none"> <li>- UDP Source Port field set to &lt;unusedUDPSrcPort&gt;</li> </ul> </li> </ol>
Test Iterations	
Notes	Derived from RFC 768 Page 2 'User Interface' (MUST)

4.6.5.5.4 UDP\_USER\_INTERFACE\_04: User Interface – Return Source IP Address

Synopsis	A user interface should allow the creation of new receive ports, receive operations on the receive ports that return the data octets and an indication of source port and source address, and an operation that allows a datagram to be sent, specifying the data, source and destination ports and addresses to be sent. [Note: In this test, we verify that receive operations on the receive ports return the source address correctly. This test is only ran when <DUTSupportsDynamicInterface> is TRUE]
Prerequisites	Check section prerequisites
Test setup	Topology 1
Test Input Parameters	Check section general Input Parameters
Test Procedure	<ol style="list-style-type: none"> <li>1. DUT CONFIGURE: Externally cause DUT to listen on port &lt;unusedUDPDstPort1&gt; on &lt;Diface-0&gt;</li> <li>2. DUT: Listen on port &lt;unusedUDPDstPort1&gt; on &lt;Diface-0&gt;</li> <li>3. TESTER: &lt;HOST-1&gt; Sends Message to DUT through &lt;Diface-0&gt; containing: <ul style="list-style-type: none"> <li>- Source IP Address field set to &lt;Aiface-0-IP&gt;</li> <li>- Destination UDP Port field set to &lt;unusedUDPDstPort1&gt;</li> </ul> </li> <li>4. TESTER: Verify using Upper Tester that application layer received an IP Packet containing a UDP Message containing: <ul style="list-style-type: none"> <li>- IP source address equal to &lt;Aiface-0-IP&gt;</li> </ul> </li> </ol>
Pass Criteria	<ol style="list-style-type: none"> <li>2. DUT: Listen on port &lt;unusedUDPDstPort1&gt; on &lt;Diface-0&gt;</li> <li>4. TESTER: Verify using Upper Tester that application layer received UDP Message containing: <ul style="list-style-type: none"> <li>- UDP source address equal to &lt;Aiface-0-IP&gt;</li> </ul> </li> </ol>
Test Iterations	
Notes	Derived from RFC 768 Page 2 'User Interface' (MUST)

4.6.5.5.5 UDP\_USER\_INTERFACE\_05: User Interface - Source Port (to be sent)

Synopsis	A user interface should allow the creation of new receive ports, receive operations on the receive ports that return the data octets and an indication of source port and source address, and an operation that allows a datagram to be sent, specifying the data, source and destination ports and addresses to be sent. [Note: In this test, we verify that an operation that allows a datagram to be sent, specifies the source port to be sent. This test is only ran when <DUTSupportsDynamicInterface> is TRUE]
Prerequisites	Check section prerequisites
Test setup	Topology 1
Test Input Parameters	Check section general Input Parameters
Test Procedure	<ol style="list-style-type: none"> <li>1. TESTER: Externally cause DUT to send a UDP Message with source port set to &lt;unusedUDPSrcPort&gt; through &lt;Diface-0&gt;</li> <li>2. TESTER: &lt;HOST-1&gt; Listens (up to&lt;ParamListenTime&gt;) on &lt;Diface-0&gt;</li> <li>3. DUT: Sends Message</li> <li>4. TESTER: Verify that received UDP Message contains: <ul style="list-style-type: none"> <li>- Source UDP Port field is set to &lt;unusedUDPSrcPort&gt;</li> </ul> </li> </ol>
Pass Criteria	<ol style="list-style-type: none"> <li>3. DUT: Sends Message</li> <li>4. TESTER: Verify that received UDP Message contains: <ul style="list-style-type: none"> <li>- Source UDP Port field is set to &lt;unusedUDPSrcPort&gt;</li> </ul> </li> </ol>
Test Iterations	
Notes	Derived from RFC 768 Page 2 'User Interface' (MUST)

4.6.5.5.6 UDP\_USER\_INTERFACE\_06: User Interface - Destination Port (to be sent)

Synopsis	A user interface should allow the creation of new receive ports, receive operations on the receive ports that return the data octets and an indication of source port and source address, and an operation that allows a datagram to be sent, specifying the data, source and destination ports and addresses to be sent. [Note: In this test, we verify that an operation that allows a datagram to be sent, specifies the destination port to be sent. This test is only ran when <DUTSupportsDynamicInterface> is TRUE]
Prerequisites	Check section prerequisites
Test setup	Topology 1
Test Input Parameters	Check section general Input Parameters
Test Procedure	<ol style="list-style-type: none"> <li>1. TESTER: Externally cause DUT to send a UDP Message with destination port set to &lt;testerUDPPort&gt; through &lt;Diface-0&gt;</li> <li>2. TESTER: &lt;HOST-1&gt; Listens (up to&lt;ParamListenTime&gt;) on &lt;Diface-0&gt;</li> <li>3. DUT: Sends Message</li> <li>4. TESTER: Verify that received UDP Message contains: <ul style="list-style-type: none"> <li>- Destination UDP Port field is set to &lt;testerUDPPort&gt;</li> </ul> </li> </ol>
Pass Criteria	<ol style="list-style-type: none"> <li>3. DUT: Sends Message</li> <li>4. TESTER: Verify that received UDP Message contains: <ul style="list-style-type: none"> <li>- Destination UDP Port field is set to &lt;testerUDPPort&gt;</li> </ul> </li> </ol>
Test Iterations	
Notes	Derived from RFC 768 Page 2 'User Interface' (MUST)



4.6.5.5.7 UDP\_USER\_INTERFACE\_07: User Interface - Source IP Address (to be sent)

Synopsis	A user interface should allow the creation of new receive ports, receive operations on the receive ports that return the data octets and an indication of source port and source address, and an operation that allows a datagram to be sent, specifying the data, source and destination ports and addresses to be sent. [Note: In this test, we verify that an operation that allows a datagram to be sent, specifies the source address to be sent. This test is only ran when <DUTSupportsDynamicInterface> is TRUE]
Prerequisites	Check section prerequisites
Test setup	Topology 1
Test Input Parameters	Check section general Input Parameters
Test Procedure	<ol style="list-style-type: none"> <li>1. TESTER: Externally cause DUT to send a UDP Message with source address set to &lt;Diface-0-IP&gt; through &lt;Diface-0&gt;</li> <li>2. TESTER: &lt;HOST-1&gt; Listens (up to&lt;ParamListenTime&gt;) on &lt;Diface-0&gt;</li> <li>3. DUT: Sends Message</li> <li>4. TESTER: Verify that received UDP Message contains: <ul style="list-style-type: none"> <li>- Source IP Address field is set to &lt;Diface-0-IP&gt;</li> </ul> </li> </ol>
Pass Criteria	<ol style="list-style-type: none"> <li>3. DUT: Sends Message</li> <li>4. TESTER: Verify that received UDP Message contains: <ul style="list-style-type: none"> <li>- Source IP Address field is set to &lt;Diface-0-IP&gt;</li> </ul> </li> </ol>
Test Iterations	
Notes	Derived from RFC 768 Page 2 'User Interface' (MUST)

4.6.5.5.8 UDP\_USER\_INTERFACE\_08: User Interface - Destination Address (to be sent)

Synopsis	A user interface should allow the creation of new receive ports, receive operations on the receive ports that return the data octets and an indication of source port and source address, and an operation that allows a datagram to be sent, specifying the data, source and destination ports and addresses to be sent. [Note: In this test, we verify that an operation that allows a datagram to be sent, specifies the destination address to be sent. This test is only ran when <DUTSupportsDynamicInterface> is TRUE]
Prerequisites	Check section prerequisites
Test setup	Topology 1
Test Input Parameters	Check section general Input Parameters
Test Procedure	<ol style="list-style-type: none"> <li>1. TESTER: Externally cause DUT to send a UDP Message with destination address set to &lt;Aiface-0-IP&gt; through &lt;Diface-0&gt;</li> <li>2. TESTER: &lt;HOST-1&gt; Listens (up to&lt;ParamListenTime&gt;) on &lt;Diface-0&gt;</li> <li>3. DUT: Sends Message</li> <li>4. TESTER: Verify that received IP Packet containing a UDP Message containing: <ul style="list-style-type: none"> <li>- Destination IP Address field is set to &lt;Aiface-0-IP&gt;</li> </ul> </li> </ol>
Pass Criteria	<ol style="list-style-type: none"> <li>3. DUT: Sends Message</li> <li>4. TESTER: Verify that received IP Packet containing a UDP Message containing: <ul style="list-style-type: none"> <li>- Destination IP Address field is set to &lt;Aiface-0-IP&gt;</li> </ul> </li> </ol>
Test Iterations	
Notes	Derived from RFC 768 Page 2 'User Interface' (MUST)

### 4.6.5.6 Introduction

#### 4.6.5.6.1 UDP\_INTRODUCTION\_01: Introduction – Broadcast Destination Address (optional)

Synopsis	UDP is used by applications that do not require the level of service of TCP or that wish to use communications services (e.g., multicast or broadcast delivery) not available from TCP. [Note: In this test we verify that DUT will deny UDP message with broadcast destination Address. Note: this test inverts the RFC requirement due to security negotiations]
Prerequisites	Check section prerequisites
Test setup	Topology 1
Test Input Parameters	Check section general Input Parameters
Test Procedure	<ol style="list-style-type: none"> <li>1. DUT CONFIGURE: Externally cause DUT to listen on port &lt;unusedUDPDstPort1&gt; on &lt;Diface-0&gt;</li> <li>2. DUT: Listen on port &lt;unusedUDPDstPort1&gt; on &lt;Diface-0&gt;</li> <li>3. TESTER: &lt;HOST-1&gt; Sends Message to DUT through &lt;Diface-0&gt; containing: <ul style="list-style-type: none"> <li>- Destination IP Address field set to &lt;Aiface-0-BcastIP&gt;</li> <li>- Destination UDP Port field set to &lt;unusedUDPDstPort1&gt;</li> </ul> </li> <li>4. TESTER: Verify using Upper Tester that application layer did not receive UDP Message containing: <ul style="list-style-type: none"> <li>- destination address equal to &lt;Aiface-0-BcastIP&gt;</li> </ul> </li> </ol>
Pass Criteria	<ol style="list-style-type: none"> <li>2. DUT: Listen on port &lt;unusedUDPDstPort1&gt; on &lt;Diface-0&gt;</li> <li>4. TESTER: Verify using Upper Tester that application layer did not receive UDP Message containing: <ul style="list-style-type: none"> <li>- destination address equal to &lt;Aiface-0-BcastIP&gt;</li> </ul> </li> </ol>
Test Iterations	
Notes	Derived from RFC 1122 Section 4.1.1 Page 77 'Introduction' (SHOULD)

4.6.5.6.2 UDP\_INTRODUCTION\_02: Introduction – Multicast Destination Address (optional)

Synopsis	UDP is used by applications that do not require the level of service of TCP or that wish to use communications services (e.g., multicast or broadcast delivery) not available from TCP. [Note: In this test we verify that DUT will deny UDP message with multicast destination Address. Note: this test inverts the RFC requirement due to security negotiations]
Prerequisites	Check section prerequisites
Test setup	Topology 1
Test Input Parameters	Check section general Input Parameters
Test Procedure	<ol style="list-style-type: none"> <li>1. DUT CONFIGURE: Externally cause DUT to listen on port &lt;unusedUDPDstPort1&gt; on &lt;Diface-0&gt;</li> <li>2. DUT: Listen on port &lt;unusedUDPDstPort1&gt; on &lt;Diface-0&gt;</li> <li>3. TESTER: &lt;HOST-1&gt; Sends Message to DUT through &lt;Diface-0&gt; containing: <ul style="list-style-type: none"> <li>- Destination IP Address field set to &lt;allSystemMCastAddr&gt;</li> <li>- Destination UDP Port field set to &lt;unusedUDPDstPort1&gt;</li> </ul> </li> <li>4. TESTER: Verify using Upper Tester that application layer did not receive UDP Message containing: <ul style="list-style-type: none"> <li>- destination address equal to &lt;allSystemMCastAddr&gt;</li> </ul> </li> </ol>
Pass Criteria	<ol style="list-style-type: none"> <li>2. DUT: Listen on port &lt;unusedUDPDstPort1&gt; on &lt;Diface-0&gt;</li> <li>4. TESTER: Verify using Upper Tester that application layer did not receive UDP Message containing: <ul style="list-style-type: none"> <li>- destination address equal to &lt;allSystemMCastAddr&gt;</li> </ul> </li> </ol>
Test Iterations	
Notes	Derived from RFC 1122 Section 4.1.1 Page 77 'Introduction' (SHOULD)

4.6.5.6.3 UDP\_INTRODUCTION\_03: Introduction – Pending Listen Call

Synopsis	If a datagram arrives addressed to a UDP port for which there is no pending LISTEN call, UDP SHOULD send an ICMP Port Unreachable message.
Prerequisites	Check section prerequisites
Test setup	Topology 1
Test Input Parameters	Check section general Input Parameters
Test Procedure	<ol style="list-style-type: none"> <li>1. TESTER: &lt;HOST-1&gt; Sends Message to DUT through &lt;Diface-0&gt; containing: <ul style="list-style-type: none"> <li>- Destination IP Address field set to &lt;Diface-0-IP&gt;</li> <li>- Destination UDP Port field set to &lt;unusedUDPDstPort1&gt;</li> </ul> </li> <li>2. TESTER: &lt;HOST-1&gt; Listens (up to&lt;ParamListenTime&gt;) on &lt;Diface-0&gt;</li> <li>3. DUT: Sends &lt;ICMP-Dest-Unrchbl&gt; Message</li> </ol>
Pass Criteria	3. DUT: Sends <ICMP-Dest-Unrchbl> Message
Test Iterations	
Notes	Derived from RFC 1122 Section 4.1.3.1 Page 77 'Ports' (SHOULD)

### 4.6.5.7 Invalid Addresses

#### 4.6.5.7.1 UDP\_INVALID\_ADDRESSES\_01: Invalid Addresses - multicast source address

Synopsis	A UDP datagram received with an invalid IP source address (e.g., a broadcast or multicast address) must be discarded by UDP or by the IP layer (see Section 3.2.1.3). [Note: In this test, we verify UDP Message with multicast address as source address. ]
Prerequisites	Check section prerequisites
Test setup	Topology 1
Test Input Parameters	Check section general Input Parameters
Test Procedure	<ol style="list-style-type: none"> <li>1. DUT CONFIGURE: Externally cause DUT to listen on port &lt;unusedUDPDstPort1&gt; on &lt;Diface-0&gt;</li> <li>2. DUT: Listen on port &lt;unusedUDPDstPort1&gt; on &lt;Diface-0&gt;</li> <li>3. TESTER: &lt;HOST-1&gt; Sends Message to DUT through &lt;Diface-0&gt; containing: <ul style="list-style-type: none"> <li>- Source IP Address field set to &lt;allSystemMCastAddr&gt;</li> <li>- Destination UDP Port field set to &lt;unusedUDPDstPort1&gt;</li> <li>- UDP send data set to &lt;UDPDefaultData&gt;</li> </ul> </li> <li>4. TESTER: Verify using Upper Tester that application layer did not get UDP Message containing: <ul style="list-style-type: none"> <li>- UDP data equal to &lt;UDPDefaultData&gt;</li> </ul> </li> </ol>
Pass Criteria	<ol style="list-style-type: none"> <li>2. DUT: Listen on port &lt;unusedUDPDstPort1&gt; on &lt;Diface-0&gt;</li> <li>4. TESTER: Verify using Upper Tester that application layer did not get UDP Message containing: <ul style="list-style-type: none"> <li>- UDP data equal to &lt;UDPDefaultData&gt;</li> </ul> </li> </ol>
Test Iterations	
Notes	Derived from RFC 1122 Section 4.1.3.6 Page 79 'Invalid Addresses' (MUST)

4.6.5.7.2 UDP\_INVALID\_ADDRESSES\_02: Invalid Addresses - broadcast source address

Synopsis	A UDP datagram received with an invalid IP source address (e.g., a broadcast or multicast address) must be discarded by UDP or by the IP layer (see Section 3.2.1.3). [Note: In this test, we verify UDP Message with broadcast address as source address. ]
Prerequisites	Check section prerequisites
Test setup	Topology 1
Test Input Parameters	Check section general Input Parameters
Test Procedure	<ol style="list-style-type: none"> <li>1. DUT CONFIGURE: Externally cause DUT to listen on port &lt;unusedUDPDstPort1&gt; on &lt;Diface-0&gt;</li> <li>2. DUT: Listen on port &lt;unusedUDPDstPort1&gt; on &lt;Diface-0&gt;</li> <li>3. TESTER: &lt;HOST-1&gt; Sends Message to DUT through &lt;Diface-0&gt; containing: <ul style="list-style-type: none"> <li>- Source IP Address field set to &lt;Aiface-0-BcastIP&gt;</li> <li>- Destination UDP Port field set to &lt;unusedUDPDstPort1&gt;</li> <li>- UDP send data set to &lt;UDPDefaultData&gt;</li> </ul> </li> <li>4. TESTER: Verify using Upper Tester that application layer did not get UDP Message containing: <ul style="list-style-type: none"> <li>- UDP data equal to &lt;UDPDefaultData&gt;</li> </ul> </li> </ol>
Pass Criteria	<ol style="list-style-type: none"> <li>2. DUT: Listen on port &lt;unusedUDPDstPort1&gt; on &lt;Diface-0&gt;</li> <li>4. TESTER: Verify using Upper Tester that application layer did not get UDP Message containing: <ul style="list-style-type: none"> <li>- UDP data equal to &lt;UDPDefaultData&gt;</li> </ul> </li> </ol>
Test Iterations	
Notes	Derived from RFC 1122 Section 4.1.3.6 Page 79 'Invalid Addresses' (MUST)

## 4.7 Dynamic Host configuration Protocol Version 4 (DHCPv4) Client

### 4.7.1 General

The scope of this chapter is to specify test cases for the Dynamic Host configuration Protocol Version 4 (DHCPv4) from the following standards:

- RFC 2131 - Dynamic Host Configuration Protocol

Though the focus of conformance testing has been limited to the above mentioned specification document we have relied heavily upon the following document as specification for DHCP Message Options:

- RFC 2132 - DHCP Options and BOOTP Vendor Extensions

### 4.7.2 Simulated topologies

The number of DUT interfaces required by the topologies described below are as follows:

TOPOLOGY ID	Number of DUT Interfaces	Emulated Actors
Topology-1	1	1 Server
Topology-2	2	1 Server
Topology-3	1	2 Servers
Topology-4	1	1 Server 1 Static IP assigned non-DHCP Client

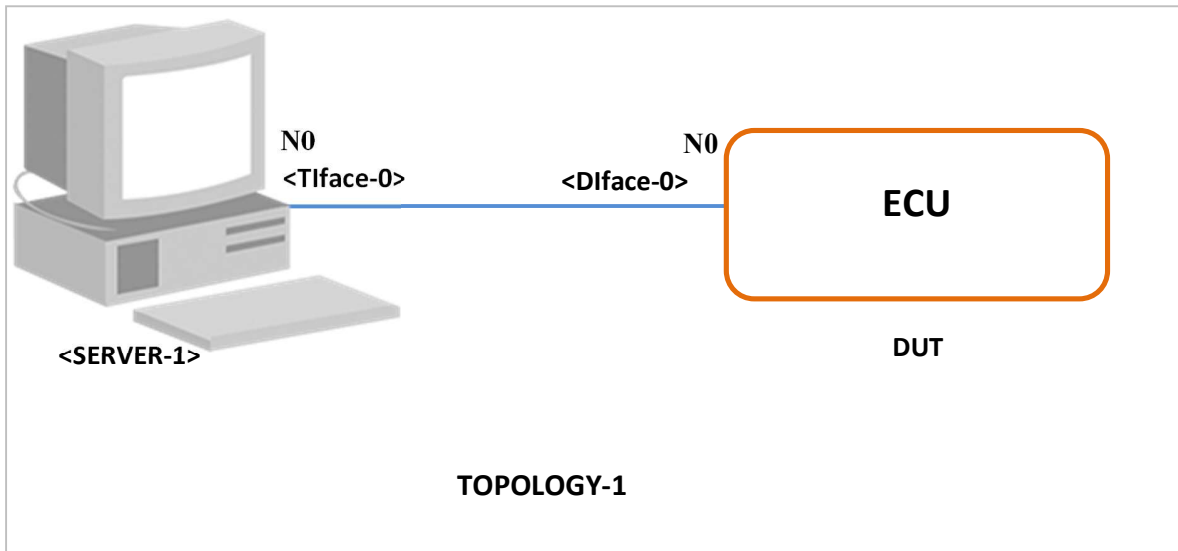
In each test, TESTER simulates a portion of exactly one of the 4 topologies shown below. Each node shown in a topology is represented with a unique identifier. The test methods follow the same representation of these nodes.



- **TOPOLOGY-1**

In this topology, following is being emulated:

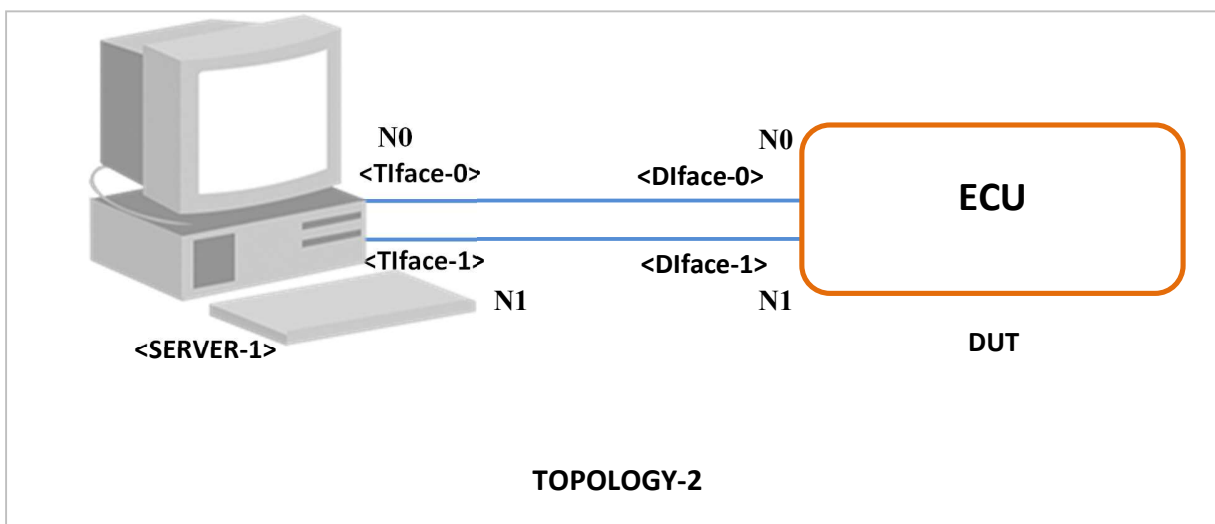
- DHCP Server <SERVER-1> connected to DUT through <Diface-0> belonging to network N0



- **TOPOLOGY-2**

In this topology, following is being emulated:

- DHCP Server <SERVER-1> connected to DUT through <Diface-0> belonging to network N0
- DHCP Server <SERVER-1> connected to DUT through <Diface-1> belonging to network N1

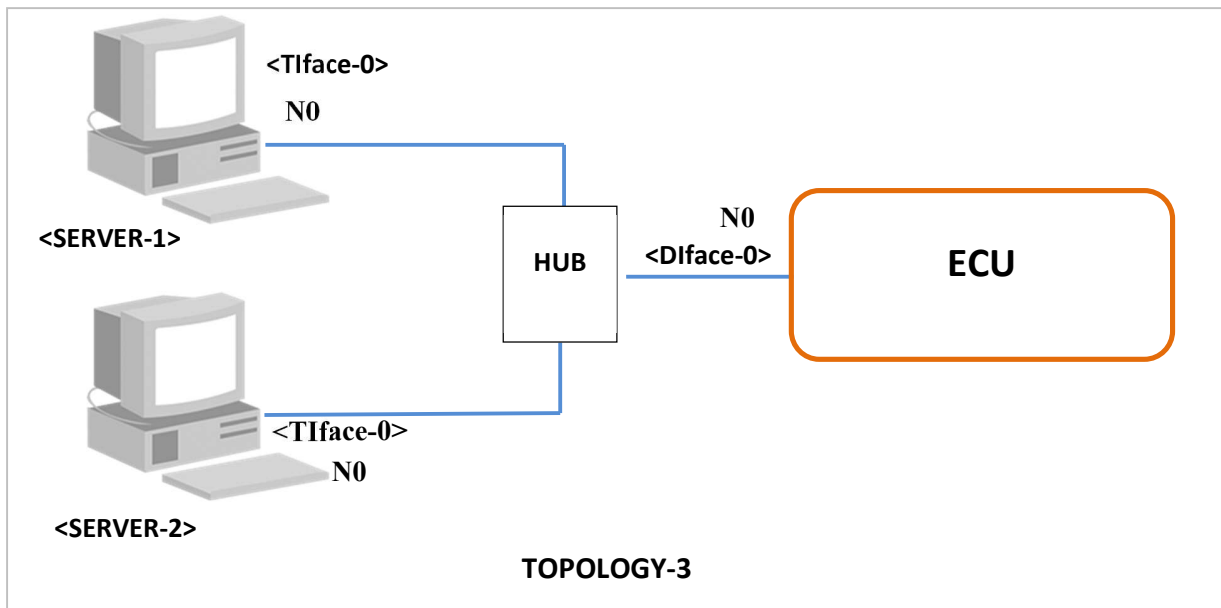


- **TOPOLOGY-3**

In this topology, following is being emulated:

- DHCP Server <SERVER-1> connected to DUT through <Diface-0> belonging to network N0
- DHCP Server <SERVER-2> connected to DUT through <Diface-0> belonging to network N0.

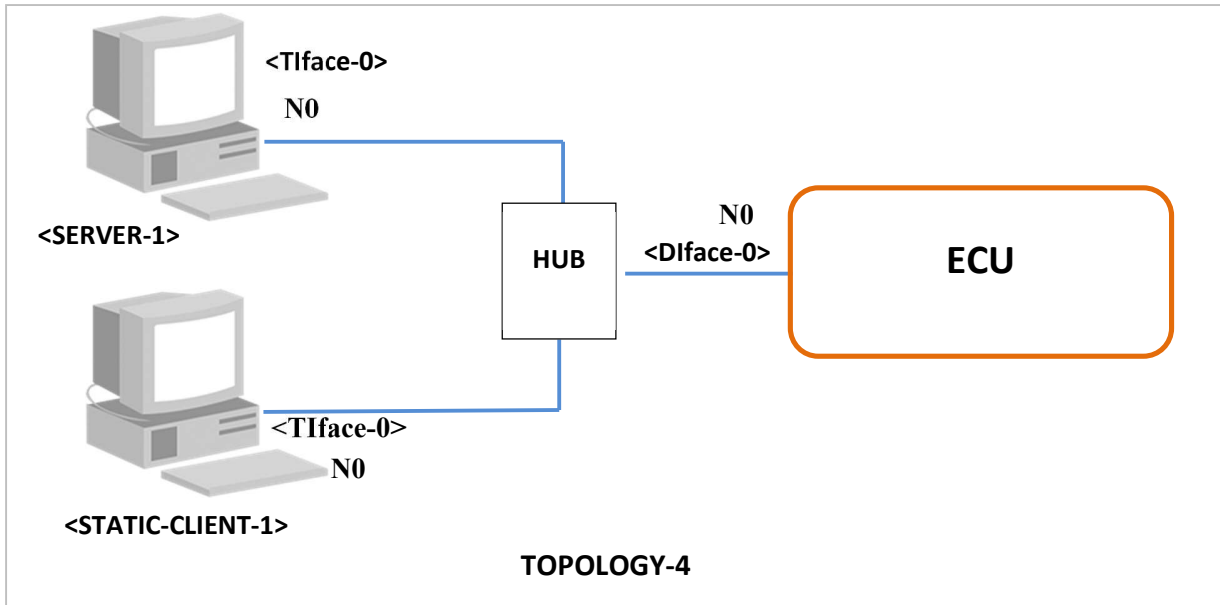
These two servers are connected to the same DUT interface <Diface-0> through an emulated broadcast device (e.g., HUB. See below)



- **TOPOLOGY-4**

In this topology, following is being emulated:

- DHCP Server <SERVER-1> connected to DUT through <Diface-0> belonging to network N0
- Non DHCP Client (with Statically assigned IP Address). These two objects are connected to the same DUT interface <Diface-0> through an emulated broadcast device (e.g., HUB. See above)



### 4.7.3 Required topology related configuration

This suite expects to be running against any IP enabled network interface which supports acquisition of IP address using DHCP. Most of the tests can be run against a single interface, only a few tests require that the TESTER be connected to 2 interfaces that are connected to the DUT.

The highest number of DUT interfaces required in the DHCP Client Test Suite is 2 (two).

The following information are obtained from the unused IP network configurations:

- IP Address of all the emulated servers
- IP Address Pool to be offered by these emulated DHCP Servers

### 4.7.4 Coverage

Section No.	Test Category	Test Number(s)
1.6, 2	Design Goals and Protocol Summary The Client-Server Protocol	DHCPv4_CLIENT_SUMMARY_01 to DHCPv4_CLIENT_SUMMARY_04
3	The Client-Server Protocol	DHCPv4_CLIENT_PROTOCOL_01 to DHCPv4_CLIENT_PROTOCOL_06
3.1	Client-server interaction - allocating a network address	DHCPv4_CLIENT_ALLOCATING_01 to DHCPv4_CLIENT_ALLOCATING_14
3.2	Client-server interaction - reusing a previously allocated network address	DHCPv4_CLIENT_REUSING_01 to DHCPv4_CLIENT_REUSING_08
3.4, 3.5	Client parameters in DHCP	DHCPv4_CLIENT_PARAMETERS_01 to DHCPv4_CLIENT_PARAMETERS_06
3.6, 3.7, 4.4.4	DHCP Usage	DHCPv4_CLIENT_USAGE_01 to DHCPv4_CLIENT_USAGE_03
4.1	Constructing and sending DHCP messages	DHCPv4_CLIENT_CONSTRUCTING_MESSAGES_01 to DHCPv4_CLIENT_CONSTRUCTING_MESSAGES_13
4.3.2	DHCPREQUEST message	DHCPv4_CLIENT_REQUEST_01 to DHCPv4_CLIENT_REQUEST_12
4.4.1	Initialization and allocation of network address	DHCPv4_CLIENT_INITIALIZATION_ALLOCATION_01 to DHCPv4_CLIENT_INITIALIZATION_ALLOCATION_10
4.4.3	Initialization with an externally assigned network address	DHCPv4_CLIENT_INITIALIZATION_EXTERNAL_01 to DHCPv4_CLIENT_INITIALIZATION_EXTERNAL_03
4.4.5	Reacquisition and expiration	DHCPv4_CLIENT_REACQUISITION_01 to DHCPv4_CLIENT_REACQUISITION_10
TOTAL		90
	(Negative)	10

## 4.7.5 Parameters and constants used in the tests

Parameters/Constants	Description
<ParamLeaseTime>	Value of DHCP IP Address Lease Time in seconds which will be offered to the DUT (DHCP Client) unless overridden by specific value in a particular test. It is advised that a too small value (less than 10 seconds) can create some critical timeout related issues possibly leading to undesirable test results since other timers like T1 (Renewal Time) and T2 (Rebinding Time) are based on this entries. [Default : 15 seconds ]
<ParamToleranceTime>	The amount of tolerance to be provided so that we do not miss DUT packets. Increasing the value of this entry too much will mean adding too much tolerance to DUT behaviour which can mean more tests passing but actually with not sufficient conformance with the specification.[Default : 1 second ]
<ParamProcessTime>	The amount of time TESTER will usually wait for the DUT to process some PDU sent by TESTER before continuing with the test. The purpose of this entry also is to provide some amount of latency consideration for the DUT so that the DUT gets ample time to process some PDU and take action in accordance to that. [Default : 2 seconds ]
<ParamListenTime>	When we listen for a packet from the DUT either as response to a packet we have sent or when the specification does not define any specific time to listen for, this entry is used. It is also very important that it should have a large value since we start listening for a packet and in the background some automated script may be fired to trigger some event of the DUT which should cause the DUT to send our desirable packet. [Default: 10 seconds ]
<ParamFirstRetransmissionInterval>	The number of seconds taken by the DUT to re-send a DHCPDISCOVER after TESTER acting as a DHCP-Server did not send a DHCP OFFER corresponding to the first DHCPDISCOVER sent by the DUT. This parameter is used to calculate the next retransmission interval by the TESTER and is different in case of different DUTs. "The delay between retransmissions SHOULD be chosen to allow sufficient time for replies from the server to be delivered based on the characteristics of the internetwork between the client and the server. For example, in a 10Mb/sec Ethernet internetwork, the delay before the first retransmission SHOULD be 4 seconds randomized by the value of a uniform random number chosen from the range -1 to +1." -RFC 2131,Sec 4.1, Pg 24. [Default: 4 seconds ]
<DHCP-MAGIC-COOKIE>	The first 4 octets of DHCP Options which represent the value 99, 130, 83 and 99 respectively.[Ref: RFC2131 Section 3 Page 13 ]
<IP-BROADCAST-ADDRESS>	The all 1 IP broadcast address to which if any IP packet is sent, all the nodes within the physical LAN ( and logical LAN is policy permits) will receive the packet. [Ref: RFC2131 Section 4.4.3 Page 39 ]
<SERVERn-IP-ADDRESS>	IP Address of the emulated 'n'th DHCP Server. (n = 1, 2)

SERVERn-IP-POOL-L-M>	'M'th IP Address in the pool of IP Address that the 'n'th server has to offer to clients requesting IP address through associated 'L'th interface connection between DUT and TESTER.
<SERVERn-IP-POOL-NETMASK>	IP Subnet Mask for all the pools of IP Addresses (as above) associated globally with the 'n'th emulated DHCP Server.
<MAC-UNUSED-ADDRESS>	A MAC Address (Layer 2 address) which is not of any of the interfaces of TESTER nor DUT.
<IP-UNUSED-ADDRESS>	IP Address which is of a different subnet than all the emulated servers and all other objects within the simulated topologies.
<IP-UNUSED-NET-MASK>	IP Subnet Mask of the above IP Unused Address which is basically the IP Netmask provided for the configuration entry 'IP Unused Net Mask'
<HIGH-LEASE-TIME>	In some tests which require the DUT to retransmit its DHCPREQUEST Message in Renewing state must have sufficiently high lease time so that the calculated value of T1 is such that half-way through T2 from T1 is greater than 60 seconds. [Value : 350 seconds ] [Ref: RFC2131 Section 4.4.5 Page 41]
<VERY-HIGH-LEASE-TIME>	In some tests which require the DUT to retransmit its DHCPREQUEST Message in Rebinding state must have sufficiently high lease time so that the calculated value of T2 is such that half-way through Lease Time from T2 is greater than 60 seconds. [Value : 1000 seconds ] [Ref: RFC2131 Section 4.4.5 Page 41]
<REMOTE-CLIENTn-LEASE-TIME>	The 'n'th remote DHCP Client (DUT) which is served by emulated DHCP Server if identified as <REMOTE-CLIENTn>, then the lease time for which the client is expected to use the offered IP Address is identified by this entry.
<REMOTE-CLIENTn-T1>	The 'n'th remote DHCP Client (DUT) which is served by emulated DHCP Server if identified as <REMOTE-CLIENTn>, then the renewal time after which client is expected to attempt automated renewal of IP address (as per RFC2131 Section 4.4 Page 35) is identified by this entry. [Expected value : 0.5 * Offered Lease Time]
<REMOTE-CLIENTn-T2>	The 'n'th remote DHCP Client (DUT) which is served by emulated DHCP Server if identified as <REMOTE-CLIENTn>, then the rebinding time after which client is expected to attempt broadcasting of DHCPREQUEST message after failing to get response in Renewing state (as per RFC2131 Section 4.4 Page 35) is identified by this entry. [Expected value : 0.875 * Offered Lease Time]
<extractedXID>	Default value: None xid is the ID of a DHCP connection
<extractedSeconds>	Default value: depends on IUT free parameter for the comparison of the secs values
<SERVER2-IP-ADDRESS>	Default value: depends on test system indicates the IP Address of the second DHCP Server of the Test System
<extractedSrcHwAddr>	Default value: depends on IUT free parameter for the comparison of the Source Mac Addresses

## 4.7.6 Tests

### 4.7.6.1 Summary

#### 4.7.6.1.1 DHCPv4\_CLIENT\_SUMMARY\_01: Setup Verification (DHCP Client Listens on UDP port 68)

Synopsis	A DHCP Client Listens on UDP port 68
Prerequisites	Check section prerequisites
Test setup	Topology 1
Test Input Parameters	Check section general Input Parameters
Test Procedure	<ol style="list-style-type: none"> <li>1. DUT CONFIGURE: Externally configure DHCP Client on &lt;Diface-0&gt;</li> <li>2. TESTER: Externally cause DUT to bring up &lt;Diface-0&gt;</li> <li>3. TESTER:DHCP Server &lt;SERVER-1&gt; Listens (upto &lt;ParamListenTime&gt;) on &lt;Diface-0&gt;</li> <li>4. DUT: Sends DHCPDISCOVER Message</li> <li>5. TESTER:DHCP Server &lt;SERVER-1&gt; Sends DHCPOFFER Message to DUT through &lt;Diface-0&gt;</li> <li>6. TESTER:DHCP Server &lt;SERVER-1&gt; Listens (upto &lt;ParamListenTime&gt;) on &lt;Diface-0&gt;</li> <li>7. DUT: Sends DHCPREQUEST Message</li> </ol>
Pass Criteria	<ol style="list-style-type: none"> <li>4. DUT: Sends DHCPDISCOVER Message</li> <li>7. DUT: Sends DHCPREQUEST Message</li> </ol>
Test Iterations	
Notes	Derived from RFC 2131 section 4.1 page 23 ' Constructing and sending DHCP messages' (MUST)

4.7.6.1.2 DHCPv4\_CLIENT\_SUMMARY\_02: Discard DHCP Offers whose xid is not the one of the latest DHCPDISCOVER sent

Synopsis	A DHCP client must be prepared to receive multiple responses to a request for configuration parameters (Note: If the 'xid' of an arriving DHCPOFFER message does not match the 'xid' of the most recent DHCPDISCOVER message, the DHCPOFFER message must be silently discarded.)
Prerequisites	Check section prerequisites
Test setup	Topology 3
Test Input Parameters	Check section general Input Parameters
Test Procedure	<ol style="list-style-type: none"> <li>1. DUT CONFIGURE: Externally configure DHCP Client on &lt;Diface-0&gt;</li> <li>2. TESTER: Externally cause DUT to bring up &lt;Diface-0&gt;</li> <li>3. TESTER:DHCP Server &lt;SERVER-1&gt; Listens (upto &lt;ParamListenTime&gt;) on &lt;Diface-0&gt;</li> <li>4. DUT: Sends DHCPDISCOVER Message</li> <li>5. TESTER: Extracts the content of 'xid' field to &lt;extractedXID&gt;</li> <li>6. TESTER: DHCP Server &lt;SERVER-1&gt; Sends DHCPOFFER Message to DUT through &lt;Diface-0&gt; containing : <ul style="list-style-type: none"> <li>- 'xid' field set to (extractedXID+1)</li> </ul> </li> <li>7. TESTER:DHCP Server &lt;SERVER-2&gt; Sends DHCPOFFER Message to DUT through &lt;Diface-0&gt; containing : <ul style="list-style-type: none"> <li>- 'xid' field set to extractedXID</li> </ul> </li> <li>8. TESTER:DHCP Server &lt;SERVER-2&gt; Listens (upto &lt;ParamListenTime&gt;) on &lt;Diface-0&gt;</li> <li>9. DUT: Sends DHCPREQUEST Message</li> <li>10. TESTER: Verify that received DHCPREQUEST Message contains: <ul style="list-style-type: none"> <li>- Message Option containing: <ul style="list-style-type: none"> <li>- Type field set to 54 (Server Identifier Option)</li> <li>- Length field set to 4</li> <li>- Value set to &lt;SERVER2-IP-ADDRESS&gt;</li> </ul> </li> </ul> </li> </ol>
Pass Criteria	<ol style="list-style-type: none"> <li>4. DUT: Sends DHCPDISCOVER Message</li> <li>9. DUT: Sends DHCPREQUEST Message</li> <li>10. TESTER: Verify that received DHCPREQUEST Message contains: <ul style="list-style-type: none"> <li>- Message Option containing: <ul style="list-style-type: none"> <li>- Type field set to 54 (Server Identifier Option)</li> <li>- Length field set to 4</li> <li>- Value set to &lt;SERVER2-IP-ADDRESS&gt;</li> </ul> </li> </ul> </li> </ol>
Test Iterations	
Notes	Derived from RFC 2131 section 1.5 page 7 'Terminology'(MUST)



	Derived from RFC 2131 section 4.4.1page 36 'Initialization and allocation of network address' (MUST)
--	--

4.7.6.1.3 DHCPv4\_CLIENT\_SUMMARY\_03: Receive DHCP messages with an 'options' field of at least length 312 octets

Synopsis	A DHCP client must be prepared to receive DHCP messages with an 'options' field of at least length 312 octets. This requirement implies that a DHCP client must be prepared to receive a message of up to 576 octets
Prerequisites	Check section prerequisites
Test setup	Topology 1
Test Input Parameters	Check section general Input Parameters
Test Procedure	<ol style="list-style-type: none"> <li>1. DUT CONFIGURE: Externally configure DHCP Client on &lt;Diface-0&gt;</li> <li>2. TESTER: Externally cause DUT to bring up &lt;Diface-0&gt;</li> <li>3. TESTER:DHCP Server &lt;SERVER-1&gt; Listens (upto &lt;ParamListenTime&gt;) on &lt;Diface-0&gt;</li> <li>4. DUT: Sends DHCPDISCOVER Message</li> <li>5. TESTER:DHCP Server &lt;SERVER-1&gt; Sends DHCPOFFER Message to DUT through &lt;Diface-0&gt; containing : <ul style="list-style-type: none"> <li>- Additional PAD Options to make packet length set to 576</li> </ul> </li> <li>6. TESTER:DHCP Server &lt;SERVER-1&gt; Listens (upto &lt;ParamListenTime&gt;) on &lt;Diface-0&gt;</li> <li>7. DUT: Sends DHCPREQUEST Message</li> </ol>
Pass Criteria	<ol style="list-style-type: none"> <li>4. DUT: Sends DHCPDISCOVER Message</li> <li>7. DUT: Sends DHCPREQUEST Message</li> </ol>
Test Iterations	
Notes	Derived from RFC 2131 Section 2 Page 10 'Protocol Summary' (MUST)

4.7.6.1.4 DHCPv4\_CLIENT\_SUMMARY\_04: The flags field must be set to zero by clients

Synopsis	The remaining bits of the flags field are reserved for future use. They MUST be set to zero by clients and ignored by servers and relay agents
Prerequisites	Check section prerequisites
Test setup	Topology 1
Test Input Parameters	Check section general Input Parameters
Test Procedure	<ol style="list-style-type: none"> <li>1. DUT CONFIGURE: Externally configure DHCP Client on &lt;Diface-0&gt;</li> <li>2. TESTER: Externally cause DUT to bring up &lt;Diface-0&gt;</li> <li>3. TESTER:DHCP Server &lt;SERVER-1&gt; Listens (upto &lt;ParamListenTime&gt;) on &lt;Diface-0&gt;</li> <li>4. DUT: Sends DHCPDISCOVER Message</li> <li>5. TESTER: Verify that received DHCPDISCOVER Message contains: <ul style="list-style-type: none"> <li>- Bits 2 to 16 of 'flags' field is set to 0</li> </ul> </li> </ol>
Pass Criteria	<ol style="list-style-type: none"> <li>4. DUT: Sends DHCPDISCOVER Message</li> <li>5. TESTER: Verify that received DHCPDISCOVER Message contains: <ul style="list-style-type: none"> <li>- Bits 2 to 16 of 'flags' field is set to 0</li> </ul> </li> </ol>
Test Iterations	
Notes	Derived from RFC 2131 Section 2 Page 11 'Protocol Summary' (MUST)

### 4.7.6.2 The Client-Server Protocol

#### 4.7.6.2.1 DHCPv4\_CLIENT\_PROTOCOL\_01: First four octets of the 'options' field of the DHCP message

Synopsis	The first four octets of the 'options' field of the DHCP message contain the (decimal) values 99, 130, 83 and 99, respectively (this is the same magic cookie as is defined in RFC 1497)
Prerequisites	Check section prerequisites
Test setup	Topology 1
Test Input Parameters	Check section general Input Parameters
Test Procedure	<ol style="list-style-type: none"> <li>1. DUT CONFIGURE: Externally configure DHCP Client on &lt;Diface-0&gt;</li> <li>2. TESTER: Externally cause DUT to bring up &lt;Diface-0&gt;</li> <li>3. TESTER:DHCP Server &lt;SERVER-1&gt; Listens (upto &lt;ParamListenTime&gt;) on &lt;Diface-0&gt;</li> <li>4. DUT: Sends DHCPDISCOVER Message</li> <li>5. TESTER: Verify that received DHCPDISCOVER Message contains: <ul style="list-style-type: none"> <li>- First four octets of DHCP Options is set to &lt;DHCP-MAGIC-COOKIE&gt;</li> </ul> </li> </ol>
Pass Criteria	<ol style="list-style-type: none"> <li>4. DUT: Sends DHCPDISCOVER Message</li> <li>5. TESTER: Verify that received DHCPDISCOVER Message contains: <ul style="list-style-type: none"> <li>- First four octets of DHCP Options is set to &lt;DHCP-MAGIC-COOKIE&gt;</li> </ul> </li> </ol>
Test Iterations	
Notes	Derived from RFC 2131 Section 3 Page 13 'The Client-Server Protocol' (MUST)

4.7.6.2.2 DHCPv4\_CLIENT\_PROTOCOL\_02: "DHCP message type" option present in DHCPDISCOVER Message.

Synopsis	One particular option - the \"DHCP message type\" option - must be included in every DHCP message (Note: This test verifies the above statement for DHCPDISCOVER Message)
Prerequisites	Check section prerequisites
Test setup	Topology 1
Test Input Parameters	Check section general Input Parameters
Test Procedure	<ol style="list-style-type: none"> <li>1. DUT CONFIGURE: Externally configure DHCP Client on &lt;Diface-0&gt;</li> <li>2. TESTER: Externally cause DUT to bring up &lt;Diface-0&gt;</li> <li>3. TESTER:DHCP Server &lt;SERVER-1&gt; Listens (upto &lt;ParamListenTime&gt;) on &lt;Diface-0&gt;</li> <li>4. DUT: Sends DHCPDISCOVER Message</li> <li>5. TESTER: Verify that received DHCPDISCOVER Message contains: <ul style="list-style-type: none"> <li>- Message Option containing:</li> <li>- Type field set to 53 (Message Type Option)</li> </ul> </li> </ol>
Pass Criteria	<ol style="list-style-type: none"> <li>4. DUT: Sends DHCPDISCOVER Message</li> <li>5. TESTER: Verify that received DHCPDISCOVER Message contains: <ul style="list-style-type: none"> <li>- Message Option containing:</li> <li>- Type field set to 53 (Message Type Option)</li> </ul> </li> </ol>
Test Iterations	
Notes	Derived from RFC 2131 Section 3 Page 13 'The Client-Server Protocol' (MUST)

4.7.6.2.3 DHCPv4\_CLIENT\_PROTOCOL\_03: "DHCP message type" option present in DHCPREQUEST Message.

Synopsis	One particular option - the \"DHCP message type\" option - must be included in every DHCP message (Note: This test verifies the above statement for DHCPREQUEST Message)
Prerequisites	Check section prerequisites
Test setup	Topology 1
Test Input Parameters	Check section general Input Parameters
Test Procedure	<ol style="list-style-type: none"> <li>1. DUT CONFIGURE: Externally configure DHCP Client on &lt;Diface-0&gt;</li> <li>2. TESTER: Externally cause DUT to bring up &lt;Diface-0&gt;</li> <li>3. TESTER: DHCP Server &lt;SERVER-1&gt; Cause DUT to transit its state to DHCPCLIENT_STATE_REQUESTING</li> <li>4. DUT: Transit finite state to DHCPCLIENT_STATE_REQUESTING</li> <li>5. TESTER: Verify that received DHCPREQUEST Message contains: <ul style="list-style-type: none"> <li>- Message Option containing:</li> <li>- Type field set to 53 (Message Type Option)</li> </ul> </li> </ol>
Pass Criteria	<ol style="list-style-type: none"> <li>4. DUT: Transit finite state to DHCPCLIENT_STATE_REQUESTING</li> <li>5. TESTER: Verify that received DHCPREQUEST Message contains: <ul style="list-style-type: none"> <li>- Message Option containing:</li> <li>- Type field set to 53 (Message Type Option)</li> </ul> </li> </ol>
Test Iterations	
Notes	Derived from RFC 2131 Section 3 Page 13 'The Client-Server Protocol' (MUST)

### 4.7.6.3 Client-server interaction - allocating a network address

#### 4.7.6.3.1 DHCPv4\_CLIENT\_ALLOCATING\_01: Broadcast DHCPDISCOVER message on its local physical subnet

Synopsis	The client broadcasts a DHCPDISCOVER message on its local physical subnet
Prerequisites	Check section prerequisites
Test setup	Topology 1
Test Input Parameters	Check section general Input Parameters
Test Procedure	<ol style="list-style-type: none"> <li>1. DUT CONFIGURE: Externally configure DHCP Client on &lt;Diface-0&gt;</li> <li>2. TESTER: Externally cause DUT to bring up &lt;Diface-0&gt;</li> <li>3. TESTER:DHCP Server &lt;SERVER-1&gt; Listens (upto &lt;ParamListenTime&gt;) on &lt;Diface-0&gt;</li> <li>4. DUT: Sends DHCPDISCOVER Message</li> <li>5. TESTER: Verify that received DHCPDISCOVER Message contains: <ul style="list-style-type: none"> <li>- Destination IP Address field is set to &lt;IP-BROADCAST-ADDRESS&gt;</li> </ul> </li> </ol>
Pass Criteria	<ol style="list-style-type: none"> <li>4. DUT: Sends DHCPDISCOVER Message</li> <li>5. TESTER: Verify that received DHCPDISCOVER Message contains: <ul style="list-style-type: none"> <li>- Destination IP Address field is set to &lt;IP-BROADCAST-ADDRESS&gt;</li> </ul> </li> </ol>
Test Iterations	
Notes	Derived from RFC 2131 Section 3.1 Page 13 (MUST)

4.7.6.3.2 DHCPv4\_CLIENT\_ALLOCATING\_03: Send DHCPREQUEST - must include the 'server identifier'

Synopsis	The client broadcasts a DHCPREQUEST message that MUST include the 'server identifier' option to indicate which server it has selected
Prerequisites	Check section prerequisites
Test setup	Topology 1
Test Input Parameters	Check section general Input Parameters
Test Procedure	<ol style="list-style-type: none"> <li>1. DUT CONFIGURE: Externally configure DHCP Client on &lt;Diface-0&gt;</li> <li>2. TESTER: Externally cause DUT to bring up &lt;Diface-0&gt;</li> <li>3. TESTER:DHCP Server &lt;SERVER-1&gt; Listens (upto &lt;ParamListenTime&gt;) on &lt;Diface-0&gt;</li> <li>4. DUT: Sends DHCPDISCOVER Message</li> <li>5. TESTER:DHCP Server &lt;SERVER-1&gt; Sends DHCPOFFER Message to DUT through &lt;Diface-0&gt;</li> <li>6. TESTER:DHCP Server &lt;SERVER-1&gt; Listens (upto &lt;ParamListenTime&gt;) on &lt;Diface-0&gt;</li> <li>7. DUT: Sends DHCPREQUEST Message</li> <li>8. TESTER: Verify that received DHCPREQUEST Message contains: <ul style="list-style-type: none"> <li>- Message Option containing:</li> <li>- Type field set to 54 (Server Identifier Option)</li> <li>- Length field set to 4</li> <li>- Value set to &lt;SERVER1-IP-ADDRESS&gt;</li> </ul> </li> </ol>
Pass Criteria	<ol style="list-style-type: none"> <li>4. DUT: Sends DHCPDISCOVER Message</li> <li>7. DUT: Sends DHCPREQUEST Message</li> <li>8. TESTER: Verify that received DHCPREQUEST Message contains: <ul style="list-style-type: none"> <li>- Message Option containing:</li> <li>- Type field set to 54 (Server Identifier Option)</li> <li>- Length field set to 4</li> <li>- Value set to &lt;SERVER1-IP-ADDRESS&gt;</li> </ul> </li> </ol>
Test Iterations	
Notes	Derived from RFC 2131 Section 3.1 Page 16 (MUST)

4.7.6.3.3 DHCPv4\_CLIENT\_ALLOCATING\_04: Send DHCPREQUEST - header value 'secs' field

Synopsis	the DHCPREQUEST message MUST use the same value in the DHCP message header's 'secs' field ... as the original DHCPDISCOVER message
Prerequisites	Check section prerequisites
Test setup	Topology 1
Test Input Parameters	Check section general Input Parameters
Test Procedure	<ol style="list-style-type: none"> <li>1. DUT CONFIGURE: Externally configure DHCP Client on &lt;Diface-0&gt;</li> <li>2. TESTER: Externally cause DUT to bring up &lt;Diface-0&gt;</li> <li>3. TESTER:DHCP Server &lt;SERVER-1&gt; Listens (upto &lt;ParamListenTime&gt;) on &lt;Diface-0&gt;</li> <li>4. DUT: Sends DHCPDISCOVER Message</li> <li>5. TESTER: Extracts the content of 'secs' field to &lt;extractedSeconds&gt;</li> <li>6. TESTER:DHCP Server &lt;SERVER-1&gt; Sends DHCPOFFER Message to DUT through &lt;Diface-0&gt;</li> <li>7. TESTER:DHCP Server &lt;SERVER-1&gt; Listens (upto &lt;ParamListenTime&gt;) on &lt;Diface-0&gt;</li> <li>8. DUT: Sends DHCPREQUEST Message</li> <li>9. TESTER: Verify that received DHCPREQUEST Message contains: <ul style="list-style-type: none"> <li>- 'secs' field is set to extractedSeconds</li> </ul> </li> </ol>
Pass Criteria	<ol style="list-style-type: none"> <li>4. DUT: Sends DHCPDISCOVER Message</li> <li>8. DUT: Sends DHCPREQUEST Message</li> <li>9. TESTER: Verify that received DHCPREQUEST Message contains: <ul style="list-style-type: none"> <li>- 'secs' field is set to extractedSeconds</li> </ul> </li> </ol>
Test Iterations	
Notes	Derived from RFC 2131 Section 3.1 Page 16 (MUST)



4.7.6.3.4 DHCPv4\_CLIENT\_ALLOCATING\_05: Send DHCPREQUEST to the same IP broadcast address

Synopsis	the DHCPREQUEST message MUST ... be sent to the same IP broadcast address as the original DHCPDISCOVER message
Prerequisites	Check section prerequisites
Test setup	Topology 1
Test Input Parameters	Check section general Input Parameters
Test Procedure	<ol style="list-style-type: none"> <li>1. DUT CONFIGURE: Externally configure DHCP Client on &lt;Diface-0&gt;</li> <li>2. TESTER: Externally cause DUT to bring up &lt;Diface-0&gt;</li> <li>3. TESTER:DHCP Server &lt;SERVER-1&gt; Listens (upto &lt;ParamListenTime&gt;) on &lt;Diface-0&gt;</li> <li>4. DUT: Sends DHCPDISCOVER Message</li> <li>5. TESTER: Verify that received DHCPDISCOVER Message contains: <ul style="list-style-type: none"> <li>- Destination IP Address field is set to &lt;IP-BROADCAST-ADDRESS&gt;</li> </ul> </li> <li>6. TESTER:DHCP Server &lt;SERVER-1&gt; Sends DHCP OFFER Message to DUT through &lt;Diface-0&gt;</li> <li>7. TESTER:DHCP Server &lt;SERVER-1&gt; Listens (upto &lt;ParamListenTime&gt;) on &lt;Diface-0&gt;</li> <li>8. DUT: Sends DHCPREQUEST Message</li> <li>9. TESTER: Verify that received DHCPREQUEST Message contains: <ul style="list-style-type: none"> <li>- Destination IP Address field is set to &lt;IP-BROADCAST-ADDRESS&gt;</li> </ul> </li> </ol>
Pass Criteria	<ol style="list-style-type: none"> <li>4. DUT: Sends DHCPDISCOVER Message</li> <li>5. TESTER: Verify that received DHCPDISCOVER Message contains: <ul style="list-style-type: none"> <li>- Destination IP Address field is set to &lt;IP-BROADCAST-ADDRESS&gt;</li> </ul> </li> <li>8. DUT: Sends DHCPREQUEST Message</li> <li>9. TESTER: Verify that received DHCPREQUEST Message contains: <ul style="list-style-type: none"> <li>- Destination IP Address field is set to &lt;IP-BROADCAST-ADDRESS&gt;</li> </ul> </li> </ol>
Test Iterations	
Notes	Derived from RFC 2131 Section 3.1 Page 16 (MUST)

4.7.6.3.5 DHCPv4\_CLIENT\_ALLOCATING\_06: Send DHCPDISCOVER message - timeout and resend on no DHCPOFFER messages

Synopsis	The client times out and retransmits the DHCPDISCOVER message if the client receives no DHCPOFFER messages
Prerequisites	Check section prerequisites
Test setup	Topology 1
Test Input Parameters	Check section general Input Parameters
Test Procedure	<ol style="list-style-type: none"> <li>1. DUT CONFIGURE: Externally configure DHCP Client on &lt;Diface-0&gt;</li> <li>2. TESTER: Externally cause DUT to bring up &lt;Diface-0&gt;</li> <li>3. TESTER:DHCP Server &lt;SERVER-1&gt; Listens (upto &lt;ParamListenTime&gt;) on &lt;Diface-0&gt;</li> <li>4. DUT: Sends DHCPDISCOVER Message</li> <li>5. TESTER:DHCP Server &lt;SERVER-1&gt; Listens (upto &lt;ParamListenTime&gt;) on &lt;Diface-0&gt;</li> <li>6. DUT: Sends DHCPDISCOVER Message</li> </ol>
Pass Criteria	<ol style="list-style-type: none"> <li>4. DUT: Sends DHCPDISCOVER Message</li> <li>6. DUT: Sends DHCPDISCOVER Message</li> </ol>
Test Iterations	
Notes	Derived from RFC 2131 Section 3.1 Page 16 (MUST)

4.7.6.3.6 DHCPv4\_CLIENT\_ALLOCATING\_07: Send DHCPDECLINE Message and restart configuration process

Synopsis	If the client detects that the address is already in use (e.g., through the use of ARP), the client MUST send a DHCPDECLINE message to the server and restarts the configuration process (Note: In this test we check that the DUT does restart the configuration process after sending the DHCPDECLINE Message)
Prerequisites	Check section prerequisites
Test setup	Topology 4
Test Input Parameters	Check section general Input Parameters
Test Procedure	<ol style="list-style-type: none"> <li>1. DUT CONFIGURE: Externally configure DHCP Client on &lt;Diface-0&gt;</li> <li>2. TESTER: Externally cause DUT to bring up &lt;Diface-0&gt;</li> <li>3. TESTER: DHCP Server &lt;SERVER-1&gt; Cause DUT to transit its state to DHCPCLIENT_STATE_BOUND</li> <li>4. DUT: Transit finite state to DHCPCLIENT_STATE_BOUND</li> <li>5. TESTER:DHCP Client &lt;STATIC-CLIENT-1&gt; Listens (upto &lt;ParamListenTime&gt;) on &lt;Diface-0&gt;</li> <li>6. DUT: Sends ARP Request Message</li> <li>7. TESTER: Verify that received ARP Request Message contains: <ul style="list-style-type: none"> <li>- ARP Target IP Address field is set to &lt;SERVER1-IP-POOL-0-0&gt;</li> </ul> </li> <li>8. TESTER:DHCP Client &lt;STATIC-CLIENT-1&gt; Sends ARP Response Message to DUT through &lt;Diface-0&gt; containing : <ul style="list-style-type: none"> <li>- ARP Sender MAC Address field set to &lt;MAC-UNUSED-ADDRESS&gt;</li> <li>- ARP Target MAC Address field set to &lt;Diface-0-MAC-ADDRESS&gt;</li> <li>- ARP Sender IP Address field set to &lt;SERVER1-IP-POOL-0-0&gt;</li> <li>- ARP Target IP Address field set to &lt;SERVER1-IP-POOL-0-0&gt;</li> </ul> </li> <li>9. TESTER:DHCP Server &lt;SERVER-1&gt; Listens (upto &lt;ParamListenTime&gt;) on &lt;Diface-0&gt;</li> <li>10. DUT: Sends DHCPDECLINE Message</li> <li>11. TESTER:DHCP Server &lt;SERVER-1&gt; Listens (upto (10 + &lt;ParamToleranceTime&gt;) second) on &lt;Diface-0&gt;</li> <li>12. DUT: Sends DHCPDISCOVER Message</li> </ol>
Pass Criteria	<ol style="list-style-type: none"> <li>4. DUT: Transit finite state to DHCPCLIENT_STATE_BOUND</li> <li>6. DUT: Sends ARP Request Message</li> <li>7. TESTER: Verify that received ARP Request Message contains: <ul style="list-style-type: none"> <li>- ARP Target IP Address field is set to &lt;SERVER1-IP-POOL-0-0&gt;</li> </ul> </li> <li>10. DUT: Sends DHCPDECLINE Message</li> <li>12. DUT: Sends DHCPDISCOVER Message</li> </ol>
Test Iterations	
Notes	Derived from RFC 2131 Section 3.1 Page 17 (MUST)

4.7.6.3.7 DHCPv4\_CLIENT\_ALLOCATING\_08: Wait minimum 10 seconds before restarting configuration

Synopsis	The client SHOULD wait a minimum of ten seconds before restarting the configuration process to avoid excessive network traffic in case of looping
Prerequisites	Check section prerequisites
Test setup	Topology 4
Test Input Parameters	Check section general Input Parameters
Test Procedure	<ol style="list-style-type: none"> <li>1. DUT CONFIGURE: Externally configure DHCP Client on &lt;Diface-0&gt;</li> <li>2. TESTER: Externally cause DUT to bring up &lt;Diface-0&gt;</li> <li>3. TESTER: DHCP Server &lt;SERVER-1&gt; Cause DUT to transit its state to DHCPCLIENT_STATE_BOUND</li> <li>4. DUT: Transit finite state to DHCPCLIENT_STATE_BOUND</li> <li>5. TESTER:DHCP Client &lt;STATIC-CLIENT-1&gt; Listens (upto &lt;ParamListenTime&gt;) on &lt;Diface-0&gt;</li> <li>6. DUT: Sends ARP Request Message</li> <li>7. TESTER: Verify that received ARP Request Message contains: <ul style="list-style-type: none"> <li>- ARP Target IP Address field is set to &lt;SERVER1-IP-POOL-0-0&gt;</li> </ul> </li> <li>8. TESTER:DHCP Client &lt;STATIC-CLIENT-1&gt; Sends ARP Response Message to DUT through &lt;Diface-0&gt; containing : <ul style="list-style-type: none"> <li>- ARP Sender MAC Address field set to &lt;MAC-UNUSED-ADDRESS&gt;</li> <li>- ARP Target MAC Address field set to &lt;Diface-0-MAC-ADDRESS&gt;</li> <li>- ARP Sender IP Address field set to &lt;SERVER1-IP-POOL-0-0&gt;</li> <li>- ARP Target IP Address field set to &lt;SERVER1-IP-POOL-0-0&gt;</li> </ul> </li> <li>9. TESTER:DHCP Server &lt;SERVER-1&gt; Listens (upto &lt;ParamListenTime&gt;) on &lt;Diface-0&gt;</li> <li>10. DUT: Sends DHCPDECLINE Message</li> <li>11. TESTER:DHCP Server &lt;SERVER-1&gt; Listens (upto (10 + &lt;ParamToleranceTime&gt;) second) on &lt;Diface-0&gt;</li> <li>12. DUT: Sends DHCPDISCOVER Message</li> <li>13. TESTER: Verify that the time interval between reception of last DHCPDECLINE Message and reception of last DHCPDISCOVER Message is greater than (10 - &lt;ParamToleranceTime&gt;) second</li> </ol>
Pass Criteria	<ol style="list-style-type: none"> <li>4. DUT: Transit finite state to DHCPCLIENT_STATE_BOUND</li> <li>6. DUT: Sends ARP Request Message</li> <li>7. TESTER: Verify that received ARP Request Message contains: <ul style="list-style-type: none"> <li>- ARP Target IP Address field is set to &lt;SERVER1-IP-POOL-0-0&gt;</li> </ul> </li> <li>10. DUT: Sends DHCPDECLINE Message</li> <li>12. DUT: Sends DHCPDISCOVER Message</li> <li>13. TESTER: Verify that the time interval between</li> </ol>

OPEN Alliance

	reception of last DHCPDECLINE Message and reception of last DHCPDISCOVER Message is greater than (10 - <ParamToleranceTime>) second
Test Iterations	
Notes	Derived from RFC 2131 Section 3.1 Page 17 (SHOULD)

4.7.6.3.8 DHCPv4\_CLIENT\_ALLOCATING\_09: Receive DHCPNAK - restart the configuration process

Synopsis	If the client receives a DHCPNAK message, the client restarts the configuration process
Prerequisites	Check section prerequisites
Test setup	Topology 1
Test Input Parameters	Check section general Input Parameters
Test Procedure	<ol style="list-style-type: none"> <li>1. DUT CONFIGURE: Externally configure DHCP Client on &lt;Diface-0&gt;</li> <li>2. TESTER: Externally cause DUT to bring up &lt;Diface-0&gt;</li> <li>3. TESTER: DHCP Server &lt;SERVER-1&gt; Cause DUT to transit its state to DHCPCLIENT_STATE_RENEWING</li> <li>4. DUT: Transit finite state to DHCPCLIENT_STATE_RENEWING</li> <li>5. TESTER:DHCP Server &lt;SERVER-1&gt; Listens (upto &lt;ParamListenTime&gt;) on &lt;Diface-0&gt;</li> <li>6. DUT: Sends DHCPREQUEST Message</li> <li>7. TESTER:DHCP Server &lt;SERVER-1&gt; Sends DHCPNAK Message to DUT through &lt;Diface-0&gt;</li> <li>8. TESTER:DHCP Server &lt;SERVER-1&gt; Listens (upto (10 + &lt;ParamToleranceTime&gt;) second) on &lt;Diface-0&gt;</li> <li>9. DUT: Sends DHCPDISCOVER Message</li> </ol>
Pass Criteria	<ol style="list-style-type: none"> <li>4. DUT: Transit finite state to DHCPCLIENT_STATE_RENEWING</li> <li>6. DUT: Sends DHCPREQUEST Message</li> <li>9. DUT: Sends DHCPDISCOVER Message</li> </ol>
Test Iterations	
Notes	Derived from RFC 2131 Section 3.1 Page 17 (MUST)

4.7.6.3.9 DHCPv4\_CLIENT\_ALLOCATING\_10: Resend DHCPREQUEST message if timeout on no DHCPACK or a DHCPNAK message

Synopsis	The client times out and retransmits the DHCPREQUEST message if the client receives neither a DHCPACK or a DHCPNAK message
Prerequisites	Check section prerequisites
Test setup	Topology 1
Test Input Parameters	Check section general Input Parameters
Test Procedure	<ol style="list-style-type: none"> <li>1. DUT CONFIGURE: Externally configure DHCP Client on &lt;Diface-0&gt;</li> <li>2. TESTER: Externally cause DUT to bring up &lt;Diface-0&gt;</li> <li>3. TESTER: Initialize server1 to offer IP Address Lease Time of &lt;HIGH-LEASE-TIME&gt; seconds to the DUT</li> <li>4. TESTER: DHCP Server &lt;SERVER-1&gt; Cause DUT to transit its state to DHCPCLIENT_STATE_RENEWING</li> <li>5. DUT: Transit finite state to DHCPCLIENT_STATE_RENEWING</li> <li>6. TESTER:DHCP Server &lt;SERVER-1&gt; Listens (upto ((&lt;REMOTE-CLIENT1-T2&gt; - &lt;REMOTE-CLIENT1-T1&gt;) + &lt;ParamToleranceTime&gt;) second) on &lt;Diface-0&gt;</li> <li>7. DUT: Sends 2 DHCPREQUEST Messages</li> </ol>
Pass Criteria	<ol style="list-style-type: none"> <li>5. DUT: Transit finite state to DHCPCLIENT_STATE_RENEWING</li> <li>7. DUT: Sends 2 DHCPREQUEST Messages</li> </ol>
Test Iterations	
Notes	Derived from RFC 2131 Section 3.1 Page 17 (MUST)

#### 4.7.6.4 Client parameters in DHCP

##### 4.7.6.4.1 DHCPv4\_CLIENT\_PARAMETERS\_04: Use same parameters in DHCPREQUEST message as in DHCPDISCOVER

Synopsis	If the client includes a list of parameters in a DHCPDISCOVER message, it MUST include that list in any subsequent DHCPREQUEST messages.
Prerequisites	Check section prerequisites
Test setup	Topology 1
Test Input Parameters	Check section general Input Parameters
Test Procedure	<ol style="list-style-type: none"> <li>1. DUT CONFIGURE: Externally configure DHCP Client on &lt;Diface-0&gt;</li> <li>2. TESTER: Externally cause DUT to bring up &lt;Diface-0&gt;</li> <li>3. TESTER:DHCP Server &lt;SERVER-1&gt; Listens (upto &lt;ParamListenTime&gt;) on &lt;Diface-0&gt;</li> <li>4. DUT: Sends DHCPDISCOVER Message</li> <li>5. TESTER: Extracts the content of 55 (Parameter Request List Option) to &lt;extractedParamReq&gt;</li> <li>6. TESTER:DHCP Server &lt;SERVER-1&gt; Sends DHCPOFFER Message to DUT through &lt;Diface-0&gt;</li> <li>7. TESTER:DHCP Server &lt;SERVER-1&gt; Listens (upto &lt;ParamListenTime&gt;) on &lt;Diface-0&gt;</li> <li>8. DUT: Sends DHCPREQUEST Message</li> <li>9. TESTER: Verify that received DHCPREQUEST Message contains: - Message Option containing extractedParamReq</li> </ol>
Pass Criteria	<ol style="list-style-type: none"> <li>4. DUT: Sends DHCPDISCOVER Message</li> <li>8. DUT: Sends DHCPREQUEST Message</li> <li>9. TESTER: Verify that received DHCPREQUEST Message contains: - Message Option containing extractedParamReq</li> </ol>
Test Iterations	
Notes	Derived from RFC 2131 Section 3.5 Page 21 'Client parameters in DHCP' (MUST)



### 4.7.6.5 DHCP usage

#### 4.7.6.5.1 DHCPv4\_CLIENT\_USAGE\_01: Use of DHCP in clients with multiple interfaces

Synopsis	A client with multiple network interfaces must use DHCP through each interface independently to obtain configuration information parameters for those separate interfaces
Prerequisites	Check section prerequisites
Test setup	Topology 2
Test Input Parameters	Check section general Input Parameters
Test Procedure	<ol style="list-style-type: none"> <li>1. DUT CONFIGURE: Externally configure DHCP Client on &lt;Diface-0&gt;</li> <li>2. DUT CONFIGURE: Externally configure DHCP Client on &lt;Diface-1&gt;</li> <li>3. TESTER: Externally cause DUT to bring up &lt;Diface-0&gt;</li> <li>4. TESTER:DHCP Server &lt;SERVER-1&gt; Listens (upto &lt;ParamListenTime&gt;) on &lt;Diface-0&gt;</li> <li>5. DUT: Sends DHCPDISCOVER Message</li> <li>6. TESTER: Extracts the content of 'chaddr' field to &lt;extractedChaddr&gt;</li> <li>7. TESTER: Externally cause DUT to bring up &lt;Diface-1&gt;</li> <li>8. TESTER:DHCP Server &lt;SERVER-1&gt; Listens (upto &lt;ParamListenTime&gt;) on &lt;Diface-1&gt;</li> <li>9. DUT: Sends DHCPDISCOVER Message</li> <li>10. TESTER: Verify that received DHCPDISCOVER Message contains: <ul style="list-style-type: none"> <li>- 'chaddr' field is not set to extractedChaddr</li> </ul> </li> </ol>
Pass Criteria	<ol style="list-style-type: none"> <li>5. DUT: Sends DHCPDISCOVER Message</li> <li>9. DUT: Sends DHCPDISCOVER Message</li> <li>10. TESTER: Verify that received DHCPDISCOVER Message contains: <ul style="list-style-type: none"> <li>- 'chaddr' field is not set to extractedChaddr</li> </ul> </li> </ol>
Test Iterations	
Notes	Derived from RFC 2131 Section 3.6 Page 22 (MUST)

### 4.7.6.6 Constructing and sending DHCP messages

#### 4.7.6.6.1 DHCPv4\_CLIENT\_CONSTRUCTING\_MESSAGES\_01: The last option must always be the 'end' option

Synopsis	The last option must always be the 'end' option
Prerequisites	Check section prerequisites
Test setup	Topology 1
Test Input Parameters	Check section general Input Parameters
Test Procedure	<ol style="list-style-type: none"> <li>1. DUT CONFIGURE: Externally configure DHCP Client on &lt;Diface-0&gt;</li> <li>2. TESTER: Externally cause DUT to bring up &lt;Diface-0&gt;</li> <li>3. TESTER:DHCP Server &lt;SERVER-1&gt; Listens (upto &lt;ParamListenTime&gt;) on &lt;Diface-0&gt;</li> <li>4. DUT: Sends DHCPDISCOVER Message</li> <li>5. TESTER: Verify that received DHCPDISCOVER Message contains: <ul style="list-style-type: none"> <li>- Message Option containing:</li> <li>- 255 (End Option) at position Last</li> </ul> </li> </ol>
Pass Criteria	<ol style="list-style-type: none"> <li>4. DUT: Sends DHCPDISCOVER Message</li> <li>5. TESTER: Verify that received DHCPDISCOVER Message contains: <ul style="list-style-type: none"> <li>- Message Option containing:</li> <li>- 255 (End Option) at position Last</li> </ul> </li> </ol>
Test Iterations	
Notes	Derived from RFC 2131 Section 4.1 Page 22-23 'Constructing and sending DHCP messages' (MUST)

4.7.6.6.2 DHCPv4\_CLIENT\_CONSTRUCTING\_MESSAGES\_02: Use the IP address provided in the 'server identifier' option for any unicast requests

Synopsis	DHCP clients MUST use the IP address provided in the 'server identifier' option for any unicast requests to the DHCP server
Prerequisites	Check section prerequisites
Test setup	Topology 1
Test Input Parameters	Check section general Input Parameters
Test Procedure	<ol style="list-style-type: none"> <li>1. DUT CONFIGURE: Externally configure DHCP Client on &lt;Diface-0&gt;</li> <li>2. TESTER: Externally cause DUT to bring up &lt;Diface-0&gt;</li> <li>3. TESTER: DHCP Server &lt;SERVER-1&gt; Cause DUT to transit its state to DHCPCLIENT_STATE_RENEWING</li> <li>4. DUT: Transit finite state to DHCPCLIENT_STATE_RENEWING</li> <li>5. TESTER:DHCP Server &lt;SERVER-1&gt; Listens (upto &lt;ParamListenTime&gt;) on &lt;Diface-0&gt;</li> <li>6. DUT: Sends DHCPREQUEST Message</li> <li>7. TESTER: Verify that received DHCPREQUEST Message contains: <ul style="list-style-type: none"> <li>- Destination IP Address field is set to &lt;SERVER1-IP-ADDRESS&gt;</li> </ul> </li> </ol>
Pass Criteria	<ol style="list-style-type: none"> <li>4. DUT: Transit finite state to DHCPCLIENT_STATE_RENEWING</li> <li>6. DUT: Sends DHCPREQUEST Message</li> <li>7. TESTER: Verify that received DHCPREQUEST Message contains: <ul style="list-style-type: none"> <li>- Destination IP Address field is set to &lt;SERVER1-IP-ADDRESS&gt;</li> </ul> </li> </ol>
Test Iterations	
Notes	Derived from RFC 2131 Section 4.1 Page 23 'Constructing and sending DHCP messages' (MUST)

4.7.6.6.3 DHCPv4\_CLIENT\_CONSTRUCTING\_MESSAGES\_03: Source IP address field of DHCPDISCOVER Message is 0

Synopsis	DHCP messages broadcast by a client prior to that client obtaining its IP address must have the source address field in the IP header set to 0 (Note: This test verifies source IP address field of DHCPDISCOVER Message)
Prerequisites	Check section prerequisites
Test setup	Topology 1
Test Input Parameters	Check section general Input Parameters
Test Procedure	<ol style="list-style-type: none"> <li>1. DUT CONFIGURE: Externally configure DHCP Client on &lt;Diface-0&gt;</li> <li>2. TESTER: Externally cause DUT to bring up &lt;Diface-0&gt;</li> <li>3. TESTER:DHCP Server &lt;SERVER-1&gt; Listens (upto &lt;ParamListenTime&gt;) on &lt;Diface-0&gt;</li> <li>4. DUT: Sends DHCPDISCOVER Message</li> <li>5. TESTER: Verify that received DHCPDISCOVER Message contains: <ul style="list-style-type: none"> <li>- Source IP Address field is set to 0</li> </ul> </li> </ol>
Pass Criteria	<ol style="list-style-type: none"> <li>4. DUT: Sends DHCPDISCOVER Message</li> <li>5. TESTER: Verify that received DHCPDISCOVER Message contains: <ul style="list-style-type: none"> <li>- Source IP Address field is set to 0</li> </ul> </li> </ol>
Test Iterations	
Notes	Derived from RFC 2131 Section 4.1 Page 23 'Constructing and sending DHCP messages' (MUST)

4.7.6.6.4 DHCPv4\_CLIENT\_CONSTRUCTING\_MESSAGES\_04: Source IP address field of DHCPREQUEST Message is 0

Synopsis	DHCP messages broadcast by a client prior to that client obtaining its IP address must have the source address field in the IP header set to 0 (Note: This test verifies source IP address field of DHCPREQUEST Message)
Prerequisites	Check section prerequisites
Test setup	Topology 1
Test Input Parameters	Check section general Input Parameters
Test Procedure	<ol style="list-style-type: none"> <li>1. DUT CONFIGURE: Externally configure DHCP Client on &lt;Diface-0&gt;</li> <li>2. TESTER: Externally cause DUT to bring up &lt;Diface-0&gt;</li> <li>3. TESTER: DHCP Server &lt;SERVER-1&gt; Cause DUT to transit its state to DHCPCLIENT_STATE_REQUESTING</li> <li>4. DUT: Transit finite state to DHCPCLIENT_STATE_REQUESTING</li> <li>5. TESTER: Verify that received DHCPREQUEST Message contains: <ul style="list-style-type: none"> <li>- Source IP Address field is set to 0</li> </ul> </li> </ol>
Pass Criteria	<ol style="list-style-type: none"> <li>4. DUT: Transit finite state to DHCPCLIENT_STATE_REQUESTING</li> <li>5. TESTER: Verify that received DHCPREQUEST Message contains: <ul style="list-style-type: none"> <li>- Source IP Address field is set to 0</li> </ul> </li> </ol>
Test Iterations	
Notes	Derived from RFC 2131 Section 4.1 Page 23 'Constructing and sending DHCP messages' (MUST)

4.7.6.6.5 DHCPv4\_CLIENT\_CONSTRUCTING\_MESSAGES\_05: Parse 'sname' field when Option Overload is present

Synopsis	If the options in a DHCP message extend into the 'sname' and 'file' fields, the 'option overload' option MUST appear in the 'options' field, with value 1, 2 or 3 (Note: Here we verify that DUT correctly parses 'sname' field when Option Overload is present and set to 'sname contains options')
Prerequisites	Check section prerequisites
Test setup	Topology 1
Test Input Parameters	Check section general Input Parameters
Test Procedure	<ol style="list-style-type: none"> <li>1. DUT CONFIGURE: Externally configure DHCP Client on &lt;Diface-0&gt;</li> <li>2. TESTER: Externally cause DUT to bring up &lt;Diface-0&gt;</li> <li>3. TESTER:DHCP Server &lt;SERVER-1&gt; Listens (upto &lt;ParamListenTime&gt;) on &lt;Diface-0&gt;</li> <li>4. DUT: Sends DHCPDISCOVER Message</li> <li>5. TESTER:DHCP Server &lt;SERVER-1&gt; Sends DHCPOFFER Message to DUT through &lt;Diface-0&gt; containing : <ul style="list-style-type: none"> <li>- Additional PAD Options to make packet length set to 576</li> <li>- Message Option containing: <ul style="list-style-type: none"> <li>- Type field set to 52 (Overload Option)</li> <li>- Length field set to 1</li> <li>- Value set to the 'sname' field is used to hold options</li> </ul> </li> <li>- DHCP Message Option in 'sname' field containing: <ul style="list-style-type: none"> <li>- Type field set to 3 (Router Option)</li> <li>- Length field set to 4</li> <li>- Value set to &lt;SERVER1-IP-ADDRESS&gt;</li> </ul> </li> <li>- DHCP Message Option in 'sname' field containing: <ul style="list-style-type: none"> <li>- Type field set to 255 (End Option)</li> </ul> </li> </ul> </li> <li>6. TESTER:DHCP Server &lt;SERVER-1&gt; Listens (upto &lt;ParamListenTime&gt;) on &lt;Diface-0&gt;</li> <li>7. DUT: Sends DHCPREQUEST Message</li> <li>9. TESTER: Externally cause DUT to send UDP message through &lt;Diface-0&gt; to IP address &lt;IP-UNUSED-ADDRESS&gt;</li> <li>10. TESTER:DHCP Server &lt;SERVER-1&gt; Listens (upto &lt;ParamListenTime&gt;) on &lt;Diface-0&gt;</li> <li>11. DUT: Sends UDP Message</li> </ol>
Pass Criteria	<ol style="list-style-type: none"> <li>4. DUT: Sends DHCPDISCOVER Message</li> <li>7. DUT: Sends DHCPREQUEST Message</li> <li>11. DUT: Sends UDP Message</li> </ol>
Test Iterations	
Notes	Derived from RFC 2131 Section 4.1 Page 23 'Constructing and sending DHCP messages' (MUST)

4.7.6.6.6 DHCPv4\_CLIENT\_CONSTRUCTING\_MESSAGES\_06: Parse 'file' field when Option Overload is present

Synopsis	If the options in a DHCP message extend into the 'sname' and 'file' fields, the 'option overload' option MUST appear in the 'options' field, with value 1, 2 or 3 (Note: Here we verify that DUT correctly parses 'file' field when Option Overload is present and set to 'file contains options')
Prerequisites	Check section prerequisites
Test setup	Topology 1
Test Input Parameters	Check section general Input Parameters
Test Procedure	<ol style="list-style-type: none"> <li>1. DUT CONFIGURE: Externally configure DHCP Client on &lt;Diface-0&gt;</li> <li>2. TESTER: Externally cause DUT to bring up &lt;Diface-0&gt;</li> <li>3. TESTER:DHCP Server &lt;SERVER-1&gt; Listens (upto &lt;ParamListenTime&gt;) on &lt;Diface-0&gt;</li> <li>4. DUT: Sends DHCPDISCOVER Message</li> <li>5. TESTER:DHCP Server &lt;SERVER-1&gt; Sends DHCPOFFER Message to DUT through &lt;Diface-0&gt; containing : <ul style="list-style-type: none"> <li>- Additional PAD Options to make packet length set to 576</li> <li>- Message Option containing: <ul style="list-style-type: none"> <li>- Type field set to 52 (Overload Option)</li> <li>- Length field set to 1</li> <li>- Value set to the 'file' field is used to hold options</li> </ul> </li> <li>- DHCP Message Option in 'file' field containing: <ul style="list-style-type: none"> <li>- Type field set to 3 (Router Option)</li> <li>- Length field set to 4</li> <li>- Value set to &lt;SERVER1-IP-ADDRESS&gt;</li> </ul> </li> <li>- DHCP Message Option in 'file' field containing: <ul style="list-style-type: none"> <li>- Type field set to 255 (End Option)</li> </ul> </li> </ul> </li> <li>6. TESTER:DHCP Server &lt;SERVER-1&gt; Listens (upto &lt;ParamListenTime&gt;) on &lt;Diface-0&gt;</li> <li>7. DUT: Sends DHCPREQUEST Message</li> <li>8. TESTER: DHCP Server &lt;SERVER-1&gt; Sends DHCPACK Message to DUT through &lt;Diface-0&gt; containing : <ul style="list-style-type: none"> <li>- Additional PAD Options to make packet length set to 576</li> <li>- Message Option containing: <ul style="list-style-type: none"> <li>- Type field set to 52 (Overload Option)</li> <li>- Length field set to 1</li> <li>- Value set to the 'file' field is used to hold options</li> </ul> </li> <li>- DHCP Message Option in 'file' field containing: <ul style="list-style-type: none"> <li>- Type field set to 3 (Router Option)</li> <li>- Length field set to 4</li> <li>- Value set to &lt;SERVER1-IP-ADDRESS&gt;</li> </ul> </li> </ul> </li> </ol>

OPEN Alliance

	<ul style="list-style-type: none"> <li>- DHCP Message Option in 'file' field containing:</li> <li>- Type field set to 255 (End Option)</li> </ul> <p>9. TESTER: Externally cause DUT to send UDP message through &lt;Diface-0&gt; to IP address &lt;IP-UNUSED-ADDRESS&gt;</p> <p>10. TESTER:DHCP Server &lt;SERVER-1&gt; Listens (upto &lt;ParamListenTime&gt;) on &lt;Diface-0&gt;</p> <p>11. DUT: Sends UDP Message</p>
Pass Criteria	<p>4. DUT: Sends DHCPDISCOVER Message</p> <p>7. DUT: Sends DHCPREQUEST Message</p> <p>11. DUT: Sends UDP Message</p>
Test Iterations	
Notes	Derived from RFC 2131 Section 4.1 Page 23 'Constructing and sending DHCP messages' (MUST)



4.7.6.6.7 DHCPv4\_CLIENT\_CONSTRUCTING\_MESSAGES\_12: The retransmission delay should be doubled with subsequent retransmissions

Synopsis	The retransmission delay SHOULD be doubled with subsequent retransmissions up to a maximum of 64 seconds
Prerequisites	Check section prerequisites
Test setup	Topology 1
Test Input Parameters	Check section general Input Parameters
Test Procedure	<ol style="list-style-type: none"> <li>1. DUT CONFIGURE: Externally configure DHCP Client on &lt;Diface-0&gt;</li> <li>2. TESTER: Externally cause DUT to bring up &lt;Diface-0&gt;</li> <li>3. TESTER:DHCP Server &lt;SERVER-1&gt; Listens (upto <math>(64 + 32 + 16 + 8 + 4 + 2 + 1 + \text{&lt;ParamToleranceTime&gt;})</math> second) on &lt;Diface-0&gt;</li> <li>4. DUT: Sends DHCPDISCOVER Message(s)</li> <li>5. TESTER: Verify that the time interval between reception of last two DHCPDISCOVER Messages is less than <math>(64 + \text{&lt;ParamToleranceTime&gt;})</math> second</li> </ol>
Pass Criteria	<ol style="list-style-type: none"> <li>4. DUT: Sends DHCPDISCOVER Message(s)</li> <li>5. TESTER: Verify that the time interval between reception of last two DHCPDISCOVER Messages is less than <math>(64 + \text{&lt;ParamToleranceTime&gt;})</math> second</li> </ol>
Test Iterations	
Notes	Derived from RFC 2131 Section 4.1 Page 24 'Constructing and sending DHCP messages' (MUST)

4.7.6.6.8 DHCPv4\_CLIENT\_CONSTRUCTING\_MESSAGES\_13: Retransmission strategy using a randomized exponential backoff algorithm

Synopsis	The client MUST adopt a retransmission strategy that incorporates a randomized exponential backoff algorithm to determine the delay between retransmissions
Prerequisites	Check section prerequisites
Test setup	Topology 1
Test Input Parameters	Check section general Input Parameters
Test Procedure	<ol style="list-style-type: none"> <li>1. DUT CONFIGURE: Externally configure DHCP Client on &lt;Diface-0&gt;</li> <li>2. TESTER: Externally cause DUT to bring up &lt;Diface-0&gt;</li> <li>3. TESTER: DHCP Server &lt;SERVER-1&gt; Listen (for upto (3 * (&lt;ParamFirstRetransmissionInterval&gt; + &lt;ParamToleranceTime&gt;)) seconds) on &lt;Diface-0&gt;</li> <li>4. DUT: Send multiple DHCPDISCOVER Messages</li> <li>5. TESTER: Verify that the time interval between reception of 3rd last DHCPDISCOVER Message and second last DHCPDISCOVER Message is within the range of (&lt;ParamFirstRetransmissionInterval&gt; - 1) to (&lt;ParamFirstRetransmissionInterval&gt; + 1seconds)</li> <li>6. TESTER: Verify that the time interval between reception of last two DHCPDISCOVER Messages is within the range of ((2*&lt;ParamFirstRetransmissionInterval&gt;) - 1) to ((2*&lt;ParamFirstRetransmissionInterval&gt;) + 1seconds)</li> </ol>
Pass Criteria	<ol style="list-style-type: none"> <li>4. DUT: Send multiple DHCPDISCOVER Messages</li> <li>5. TESTER: Verify that the time interval between reception of 3rd last DHCPDISCOVER Message and second last DHCPDISCOVER Message is within the range of (&lt;ParamFirstRetransmissionInterval&gt; - 1) to (&lt;ParamFirstRetransmissionInterval&gt; + 1seconds)</li> <li>6. TESTER: Verify that the time interval between reception of last two DHCPDISCOVER Messages is within the range of ((2*&lt;ParamFirstRetransmissionInterval&gt;) - 1) to ((2*&lt;ParamFirstRetransmissionInterval&gt;) + 1seconds)</li> </ol>
Test Iterations	

OPEN Alliance

Notes	Derived from RFC 2131 Section 4.1 Page 24 'Constructing and sending DHCP messages' (SHOULD)
-------	---

4.7.6.6.9 DHCPREQUEST message

4.7.6.6.10 DHCPv4\_CLIENT\_REQUEST\_01: DHCPREQUEST message - the 'ciaddr' option

Synopsis	Client inserts ... , 'ciaddr' MUST be zero
Prerequisites	Check section prerequisites
Test setup	Topology 1
Test Input Parameters	Check section general Input Parameters
Test Procedure	<ol style="list-style-type: none"> <li>1. DUT CONFIGURE: Externally configure DHCP Client on &lt;Diface-0&gt;</li> <li>2. TESTER: Externally cause DUT to bring up &lt;Diface-0&gt;</li> <li>3. TESTER: DHCP Server &lt;SERVER-1&gt; Cause DUT to transit its state to DHCPCLIENT_STATE_REQUESTING</li> <li>4. DUT: Transit finite state to DHCPCLIENT_STATE_REQUESTING</li> <li>5. TESTER: Verify that received DHCPREQUEST Message contains: <ul style="list-style-type: none"> <li>- 'ciaddr' field is set to 0</li> </ul> </li> </ol>
Pass Criteria	<ol style="list-style-type: none"> <li>4. DUT: Transit finite state to DHCPCLIENT_STATE_REQUESTING</li> <li>5. TESTER: Verify that received DHCPREQUEST Message contains: <ul style="list-style-type: none"> <li>- 'ciaddr' field is set to 0</li> </ul> </li> </ol>
Test Iterations	
Notes	Derived from RFC 2131 Section 4.3.2 Page 31 'DHCPREQUEST message' (MUST)

4.7.6.6.11 DHCPv4\_CLIENT\_REQUEST\_02: DHCPREQUEST message - requested IP address

Synopsis	requested IP address' MUST be filled in with the yiaddr value from the chosen DHCP OFFER.
Prerequisites	Check section prerequisites
Test setup	Topology 1
Test Input Parameters	Check section general Input Parameters
Test Procedure	<ol style="list-style-type: none"> <li>1. DUT CONFIGURE: Externally configure DHCP Client on &lt;Diface-0&gt;</li> <li>2. TESTER: Externally cause DUT to bring up &lt;Diface-0&gt;</li> <li>3. TESTER:DHCP Server &lt;SERVER-1&gt; Listens (upto &lt;ParamListenTime&gt;) on &lt;Diface-0&gt;</li> <li>4. DUT: Sends DHCPDISCOVER Message</li> <li>5. TESTER:DHCP Server &lt;SERVER-1&gt; Sends DHCP OFFER Message to DUT through &lt;Diface-0&gt; containing : <ul style="list-style-type: none"> <li>- 'yiaddr' field set to &lt;SERVER1-IP-POOL-0-1&gt;</li> </ul> </li> <li>6. TESTER:DHCP Server &lt;SERVER-1&gt; Listens (upto &lt;ParamListenTime&gt;) on &lt;Diface-0&gt;</li> <li>7. DUT: Sends DHCPREQUEST Message</li> <li>8. TESTER: Verify that received DHCPREQUEST Message contains: <ul style="list-style-type: none"> <li>- Message Option containing: <ul style="list-style-type: none"> <li>- Type field set to 50 (Requested IP Address Option)</li> <li>- Length field set to 4</li> <li>- Value set to &lt;SERVER1-IP-POOL-0-1&gt;</li> </ul> </li> </ul> </li> </ol>
Pass Criteria	<ol style="list-style-type: none"> <li>4. DUT: Sends DHCPDISCOVER Message</li> <li>7. DUT: Sends DHCPREQUEST Message</li> <li>8. TESTER: Verify that received DHCPREQUEST Message contains: <ul style="list-style-type: none"> <li>- Message Option containing: <ul style="list-style-type: none"> <li>- Type field set to 50 (Requested IP Address Option)</li> <li>- Length field set to 4</li> <li>- Value set to &lt;SERVER1-IP-POOL-0-1&gt;</li> </ul> </li> </ul> </li> </ol>
Test Iterations	
Notes	Derived from RFC 2131 Section 4.3.2 Page 31 'DHCPREQUEST message' (MUST)

4.7.6.6.12 DHCPv4\_CLIENT\_REQUEST\_06: DHCPREQUEST generated during RENEWING state: 'server identifier' option

Synopsis	o DHCPREQUEST generated during RENEWING state: 'server identifier' MUST NOT be filled in
Prerequisites	Check section prerequisites
Test setup	Topology 1
Test Input Parameters	Check section general Input Parameters
Test Procedure	<ol style="list-style-type: none"> <li>1. DUT CONFIGURE: Externally configure DHCP Client on &lt;Diface-0&gt;</li> <li>2. TESTER: Externally cause DUT to bring up &lt;Diface-0&gt;</li> <li>3. TESTER: DHCP Server &lt;SERVER-1&gt; Cause DUT to transit its state to DHCPCLIENT_STATE_RENEWING</li> <li>4. DUT: Transit finite state to DHCPCLIENT_STATE_RENEWING</li> <li>5. TESTER:DHCP Server &lt;SERVER-1&gt; Listens (upto &lt;ParamListenTime&gt;) on &lt;Diface-0&gt;</li> <li>6. DUT: Sends DHCPREQUEST Message</li> <li>7. TESTER: Verify that received DHCPREQUEST Message contains: <ul style="list-style-type: none"> <li>- Message Option containing:</li> <li>- Type field is not set to 54 (Server Identifier Option)</li> </ul> </li> </ol>
Pass Criteria	<ol style="list-style-type: none"> <li>4. DUT: Transit finite state to DHCPCLIENT_STATE_RENEWING</li> <li>6. DUT: Sends DHCPREQUEST Message</li> <li>7. TESTER: Verify that received DHCPREQUEST Message contains: <ul style="list-style-type: none"> <li>- Message Option containing:</li> <li>- Type field is not set to 54 (Server Identifier Option)</li> </ul> </li> </ol>
Test Iterations	
Notes	Derived from RFC 2131 Section 4.3.2 Page 32 'DHCPREQUEST message' (MUST)

4.7.6.6.13 DHCPv4\_CLIENT\_REQUEST\_07: DHCPREQUEST generated during RENEWING state: 'requested IP address' option

Synopsis	o DHCPREQUEST generated during RENEWING state: 'requested IP address' option MUST NOT be filled in
Prerequisites	Check section prerequisites
Test setup	Topology 1
Test Input Parameters	Check section general Input Parameters
Test Procedure	<ol style="list-style-type: none"> <li>1. DUT CONFIGURE: Externally configure DHCP Client on &lt;Diface-0&gt;</li> <li>2. TESTER: Externally cause DUT to bring up &lt;Diface-0&gt;</li> <li>3. TESTER: DHCP Server &lt;SERVER-1&gt; Cause DUT to transit its state to DHCPCLIENT_STATE_RENEWING</li> <li>4. DUT: Transit finite state to DHCPCLIENT_STATE_RENEWING</li> <li>5. TESTER:DHCP Server &lt;SERVER-1&gt; Listens (upto &lt;ParamListenTime&gt;) on &lt;Diface-0&gt;</li> <li>6. DUT: Sends DHCPREQUEST Message</li> <li>7. TESTER: Verify that received DHCPREQUEST Message contains: <ul style="list-style-type: none"> <li>- Message Option containing:</li> <li>- Type field is not set to 50 (Requested IP Address Option)</li> </ul> </li> </ol>
Pass Criteria	<ol style="list-style-type: none"> <li>4. DUT: Transit finite state to DHCPCLIENT_STATE_RENEWING</li> <li>6. DUT: Sends DHCPREQUEST Message</li> <li>7. TESTER: Verify that received DHCPREQUEST Message contains: <ul style="list-style-type: none"> <li>- Message Option containing:</li> <li>- Type field is not set to 50 (Requested IP Address Option)</li> </ul> </li> </ol>
Test Iterations	
Notes	Derived from RFC 2131 Section 4.3.2 Page 32 'DHCPREQUEST message' (MUST)

4.7.6.6.14 DHCPv4\_CLIENT\_REQUEST\_08: DHCPREQUEST generated during RENEWING state: 'ciaddr' option

Synopsis	o DHCPREQUEST generated during RENEWING state: ciaddr' MUST be filled in with client's IP address
Prerequisites	Check section prerequisites
Test setup	Topology 1
Test Input Parameters	Check section general Input Parameters
Test Procedure	<ol style="list-style-type: none"> <li>1. DUT CONFIGURE: Externally configure DHCP Client on &lt;Diface-0&gt;</li> <li>2. TESTER: Externally cause DUT to bring up &lt;Diface-0&gt;</li> <li>3. TESTER: DHCP Server &lt;SERVER-1&gt; Cause DUT to transit its state to DHCPCLIENT_STATE_BOUND</li> <li>4. DUT: Transit finite state to DHCPCLIENT_STATE_BOUND</li> <li>5. TESTER: DHCP Server &lt;SERVER-1&gt; Cause DUT to transit its state to DHCPCLIENT_STATE_RENEWING</li> <li>6. DUT: Transit finite state to DHCPCLIENT_STATE_RENEWING</li> <li>7. TESTER:DHCP Server &lt;SERVER-1&gt; Listens (upto &lt;ParamListenTime&gt;) on &lt;Diface-0&gt;</li> <li>8. DUT: Sends DHCPREQUEST Message</li> <li>9. TESTER: Verify that received DHCPREQUEST Message contains: <ul style="list-style-type: none"> <li>- 'ciaddr' field is set to &lt;SERVER1-IP-POOL-0-0&gt;</li> </ul> </li> </ol>
Pass Criteria	<ol style="list-style-type: none"> <li>4. DUT: Transit finite state to DHCPCLIENT_STATE_BOUND</li> <li>6. DUT: Transit finite state to DHCPCLIENT_STATE_RENEWING</li> <li>8. DUT: Sends DHCPREQUEST Message</li> <li>9. TESTER: Verify that received DHCPREQUEST Message contains: <ul style="list-style-type: none"> <li>- 'ciaddr' field is set to &lt;SERVER1-IP-POOL-0-0&gt;</li> </ul> </li> </ol>
Test Iterations	
Notes	Derived from RFC 2131 Section 4.3.2 Page 32 'DHCPREQUEST message' (MUST)



4.7.6.6.15 DHCPv4\_CLIENT\_REQUEST\_09: DHCPREQUEST generated during REBINDING state: 'server identifier' option

Synopsis	o DHCPREQUEST generated during REBINDING state: 'server identifier' MUST NOT be filled in
Prerequisites	Check section prerequisites
Test setup	Topology 1
Test Input Parameters	Check section general Input Parameters
Test Procedure	<ol style="list-style-type: none"> <li>1. DUT CONFIGURE: Externally configure DHCP Client on &lt;Diface-0&gt;</li> <li>2. TESTER: Externally cause DUT to bring up &lt;Diface-0&gt;</li> <li>3. TESTER: DHCP Server &lt;SERVER-1&gt; Cause DUT to transit its state to DHCPCLIENT_STATE_REBINDING</li> <li>4. DUT: Transit finite state to DHCPCLIENT_STATE_REBINDING</li> <li>5. TESTER:DHCP Server &lt;SERVER-1&gt; Listens (upto &lt;ParamListenTime&gt;) on &lt;Diface-0&gt;</li> <li>6. DUT: Sends DHCPREQUEST Message</li> <li>7. TESTER: Verify that received DHCPREQUEST Message contains: <ul style="list-style-type: none"> <li>- Message Option containing:</li> <li>- Type field is not set to 54 (Server Identifier Option)</li> </ul> </li> </ol>
Pass Criteria	<ol style="list-style-type: none"> <li>4. DUT: Transit finite state to DHCPCLIENT_STATE_REBINDING</li> <li>6. DUT: Sends DHCPREQUEST Message</li> <li>7. TESTER: Verify that received DHCPREQUEST Message contains: <ul style="list-style-type: none"> <li>- Message Option containing:</li> <li>- Type field is not set to 54 (Server Identifier Option)</li> </ul> </li> </ol>
Test Iterations	
Notes	(MUST)

4.7.6.6.16 DHCPv4\_CLIENT\_REQUEST\_10: DHCPREQUEST generated during REBINDING state: 'requested IP address' option

Synopsis	o DHCPREQUEST generated during REBINDING state: 'requested IP address' option MUST NOT be filled in
Prerequisites	Check section prerequisites
Test setup	Topology 1
Test Input Parameters	Check section general Input Parameters
Test Procedure	<ol style="list-style-type: none"> <li>1. DUT CONFIGURE: Externally configure DHCP Client on &lt;Diface-0&gt;</li> <li>2. TESTER: Externally cause DUT to bring up &lt;Diface-0&gt;</li> <li>3. TESTER: DHCP Server &lt;SERVER-1&gt; Cause DUT to transit its state to DHCPCLIENT_STATE_REBINDING</li> <li>4. DUT: Transit finite state to DHCPCLIENT_STATE_REBINDING</li> <li>5. TESTER:DHCP Server &lt;SERVER-1&gt; Listens (upto &lt;ParamListenTime&gt;) on &lt;Diface-0&gt;</li> <li>6. DUT: Sends DHCPREQUEST Message</li> <li>7. TESTER: Verify that received DHCPREQUEST Message contains: <ul style="list-style-type: none"> <li>- Message Option containing:</li> <li>- Type field is not set to 50 (Requested IP Address Option)</li> </ul> </li> </ol>
Pass Criteria	<ol style="list-style-type: none"> <li>4. DUT: Transit finite state to DHCPCLIENT_STATE_REBINDING</li> <li>6. DUT: Sends DHCPREQUEST Message</li> <li>7. TESTER: Verify that received DHCPREQUEST Message contains: <ul style="list-style-type: none"> <li>- Message Option containing:</li> <li>- Type field is not set to 50 (Requested IP Address Option)</li> </ul> </li> </ol>
Test Iterations	
Notes	Derived from RFC 2131 Section 4.3.2 Page 32 'DHCPREQUEST message' (MUST)

4.7.6.6.17 DHCPv4\_CLIENT\_REQUEST\_11: DHCPREQUEST generated during REBINDING state: 'ciaddr' option

Synopsis	o DHCPREQUEST generated during REBINDING state: 'ciaddr' MUST be filled in with client's IP address
Prerequisites	Check section prerequisites
Test setup	Topology 1
Test Input Parameters	Check section general Input Parameters
Test Procedure	<ol style="list-style-type: none"> <li>1. DUT CONFIGURE: Externally configure DHCP Client on &lt;Diface-0&gt;</li> <li>2. TESTER: Externally cause DUT to bring up &lt;Diface-0&gt;</li> <li>3. TESTER: DHCP Server &lt;SERVER-1&gt; Cause DUT to transit its state to DHCPCLIENT_STATE_BOUND</li> <li>4. DUT: Transit finite state to DHCPCLIENT_STATE_BOUND</li> <li>5. TESTER: DHCP Server &lt;SERVER-1&gt; Cause DUT to transit its state to DHCPCLIENT_STATE_REBINDING</li> <li>6. DUT: Transit finite state to DHCPCLIENT_STATE_REBINDING</li> <li>7. TESTER:DHCP Server &lt;SERVER-1&gt; Listens (upto &lt;ParamListenTime&gt;) on &lt;Diface-0&gt;</li> <li>8. DUT: Sends DHCPREQUEST Message</li> <li>9. TESTER: Verify that received DHCPREQUEST Message contains: <ul style="list-style-type: none"> <li>- 'ciaddr' field is set to &lt;SERVER1-IP-POOL-0-0&gt;</li> </ul> </li> </ol>
Pass Criteria	<ol style="list-style-type: none"> <li>4. DUT: Transit finite state to DHCPCLIENT_STATE_BOUND</li> <li>6. DUT: Transit finite state to DHCPCLIENT_STATE_REBINDING</li> <li>8. DUT: Sends DHCPREQUEST Message</li> <li>9. TESTER: Verify that received DHCPREQUEST Message contains: <ul style="list-style-type: none"> <li>- 'ciaddr' field is set to &lt;SERVER1-IP-POOL-0-0&gt;</li> </ul> </li> </ol>
Test Iterations	
Notes	Derived from RFC 2131 Section 4.3.2 Page 32 'DHCPREQUEST message' (MUST)

4.7.6.6.18 DHCPv4\_CLIENT\_REQUEST\_12: DHCPREQUEST generated during REBINDING state: use IP broadcast address

Synopsis	o DHCPREQUEST generated during REBINDING state: This message MUST be broadcast to the 0xffffffff IP broadcast address
Prerequisites	Check section prerequisites
Test setup	Topology 1
Test Input Parameters	Check section general Input Parameters
Test Procedure	<ol style="list-style-type: none"> <li>1. DUT CONFIGURE: Externally configure DHCP Client on &lt;Diface-0&gt;</li> <li>2. TESTER: Externally cause DUT to bring up &lt;Diface-0&gt;</li> <li>3. TESTER: DHCP Server &lt;SERVER-1&gt; Cause DUT to transit its state to DHCPCLIENT_STATE_BOUND</li> <li>4. DUT: Transit finite state to DHCPCLIENT_STATE_BOUND</li> <li>5. TESTER: DHCP Server &lt;SERVER-1&gt; Cause DUT to transit its state to DHCPCLIENT_STATE_REBINDING</li> <li>6. DUT: Transit finite state to DHCPCLIENT_STATE_REBINDING</li> <li>7. TESTER:DHCP Server &lt;SERVER-1&gt; Listens (upto &lt;ParamListenTime&gt;) on &lt;Diface-0&gt;</li> <li>8. DUT: Sends DHCPREQUEST Message</li> <li>9. TESTER: Verify that received DHCPREQUEST Message contains: <ul style="list-style-type: none"> <li>- Destination IP Address field is set to 0xffffffff</li> </ul> </li> </ol>
Pass Criteria	<ol style="list-style-type: none"> <li>4. DUT: Transit finite state to DHCPCLIENT_STATE_BOUND</li> <li>6. DUT: Transit finite state to DHCPCLIENT_STATE_REBINDING</li> <li>8. DUT: Sends DHCPREQUEST Message</li> <li>9. TESTER: Verify that received DHCPREQUEST Message contains: <ul style="list-style-type: none"> <li>- Destination IP Address field is set to 0xffffffff</li> </ul> </li> </ol>
Test Iterations	
Notes	Derived from RFC 2131 Section 4.3.2 Page 32 'DHCPREQUEST message' (MUST)

### 4.7.6.7 Initialization and allocation of network address

#### 4.7.6.7.1 DHCPv4\_CLIENT\_INITIALIZATION\_ALLOCATION\_01: Random time between to desynchronize the use of DHCP at startup

Synopsis	The client SHOULD wait a random time between one and ten seconds to desynchronize the use of DHCP at startup
Prerequisites	Check section prerequisites
Test setup	Topology 1
Test Input Parameters	Check section general Input Parameters
Test Procedure	<ol style="list-style-type: none"> <li>1. DUT CONFIGURE: Externally configure DHCP Client on &lt;Diface-0&gt;</li> <li>2. TESTER: Externally cause DUT to bring up &lt;Diface-0&gt;</li> <li>3. TESTER: DHCP Server &lt;SERVER-1&gt; Cause DUT to transit its state to DHCPCLIENT_STATE_RENEWING</li> <li>4. DUT: Transit finite state to DHCPCLIENT_STATE_RENEWING</li> <li>5. TESTER:DHCP Server &lt;SERVER-1&gt; Listens (upto &lt;ParamListenTime&gt;) on &lt;Diface-0&gt;</li> <li>6. DUT: Sends DHCPREQUEST Message</li> <li>7. TESTER:DHCP Server &lt;SERVER-1&gt; Sends DHCPNAK Message to DUT through &lt;Diface-0&gt;</li> <li>8. TESTER:DHCP Server &lt;SERVER-1&gt; Listens (upto (10 + &lt;ParamToleranceTime&gt;) second) on &lt;Diface-0&gt;</li> <li>9. DUT: Sends DHCPDISCOVER Message</li> <li>10. TESTER: Verify that the time interval between sending of last DHCPNAK Message and reception of last DHCPDISCOVER Message is greater than or equal to (1 - &lt;ParamToleranceTime&gt;) second</li> <li>11. TESTER: Verify that the time interval between sending of last DHCPNAK Message and reception of last DHCPDISCOVER Message is less than or equal to (10 + &lt;ParamToleranceTime&gt;) second</li> </ol>
Pass Criteria	<ol style="list-style-type: none"> <li>4. DUT: Transit finite state to DHCPCLIENT_STATE_RENEWING</li> <li>6. DUT: Sends DHCPREQUEST Message</li> <li>9. DUT: Sends DHCPDISCOVER Message</li> <li>10. TESTER: Verify that the time interval between sending of last DHCPNAK Message and reception of last DHCPDISCOVER Message is greater than or equal to (1 - &lt;ParamToleranceTime&gt;) second</li> <li>11. TESTER: Verify that the time interval between</li> </ol>

OPEN Alliance

	sending of last DHCPNAK Message and reception of last DHCPDISCOVER Message is less than or equal to (10 + <ParamToleranceTime>) second
Test Iterations	
Notes	Derived from RFC 2131 Section 4.4.1 Page 36 (SHOULD)

4.7.6.7.2 DHCPv4\_CLIENT\_INITIALIZATION\_ALLOCATION\_02: INIT state and DHCPDISCOVER messages

Synopsis	The client begins in INIT state and forms a DHCPDISCOVER message ... The client sets 'ciaddr' to 0x00000000
Prerequisites	Check section prerequisites
Test setup	Topology 1
Test Input Parameters	Check section general Input Parameters
Test Procedure	<ol style="list-style-type: none"> <li>1. DUT CONFIGURE: Externally configure DHCP Client on &lt;Diface-0&gt;</li> <li>2. TESTER: Externally cause DUT to bring up &lt;Diface-0&gt;</li> <li>3. TESTER:DHCP Server &lt;SERVER-1&gt; Listens (upto &lt;ParamListenTime&gt;) on &lt;Diface-0&gt;</li> <li>4. DUT: Sends DHCPDISCOVER Message</li> <li>5. TESTER: Verify that received DHCPDISCOVER Message contains: <ul style="list-style-type: none"> <li>- 'ciaddr' field is set to 0</li> </ul> </li> </ol>
Pass Criteria	<ol style="list-style-type: none"> <li>4. DUT: Sends DHCPDISCOVER Message</li> <li>5. TESTER: Verify that received DHCPDISCOVER Message contains: <ul style="list-style-type: none"> <li>- 'ciaddr' field is set to 0</li> </ul> </li> </ol>
Test Iterations	
Notes	Derived from RFC 2131 Section 4.4.1 Page 36 (MUST)

4.7.6.7.3 DHCPv4\_CLIENT\_INITIALIZATION\_ALLOCATION\_03: INIT state and forms a DHCPDISCOVER message - the 'chaddr' field

Synopsis	The client begins in INIT state and forms a DHCPDISCOVER message ... The client MUST include its hardware address in the 'chaddr' field
Prerequisites	Check section prerequisites
Test setup	Topology 1
Test Input Parameters	Check section general Input Parameters
Test Procedure	<ol style="list-style-type: none"> <li>1. DUT CONFIGURE: Externally configure DHCP Client on &lt;Diface-0&gt;</li> <li>2. TESTER: Externally cause DUT to bring up &lt;Diface-0&gt;</li> <li>3. TESTER:DHCP Server &lt;SERVER-1&gt; Listens (upto &lt;ParamListenTime&gt;) on &lt;Diface-0&gt;</li> <li>4. DUT: Sends DHCPDISCOVER Message</li> <li>5. TESTER: Extracts the content of Source Hardware Address field to &lt;extractedSrcHwAddr&gt;</li> <li>6. TESTER: Verify that received DHCPDISCOVER Message contains: <ul style="list-style-type: none"> <li>- 'chaddr' field is set to extractedSrcHwAddr</li> </ul> </li> </ol>
Pass Criteria	<ol style="list-style-type: none"> <li>4. DUT: Sends DHCPDISCOVER Message</li> <li>6. TESTER: Verify that received DHCPDISCOVER Message contains: <ul style="list-style-type: none"> <li>- 'chaddr' field is set to extractedSrcHwAddr</li> </ul> </li> </ol>
Test Iterations	
Notes	Derived from RFC 2131 Section 4.4.1 Page 36 (MUST)



4.7.6.7.4 DHCPv4\_CLIENT\_INITIALIZATION\_ALLOCATION\_04: Verify 'xid' of an arriving DHCPOFFER message

Synopsis	If the 'xid' of an arriving DHCPOFFER message does not match the 'xid' of the most recent DHCPDISCOVER message, the DHCPOFFER message must be silently discarded
Prerequisites	Check section prerequisites
Test setup	Topology 1
Test Input Parameters	Check section general Input Parameters
Test Procedure	<ol style="list-style-type: none"> <li>1. DUT CONFIGURE: Externally configure DHCP Client on &lt;Diface-0&gt;</li> <li>2. TESTER: Externally cause DUT to bring up &lt;Diface-0&gt;</li> <li>3. TESTER:DHCP Server &lt;SERVER-1&gt; Listens (upto &lt;ParamListenTime&gt;) on &lt;Diface-0&gt;</li> <li>4. DUT: Sends DHCPDISCOVER Message</li> <li>5. TESTER: Extracts the content of 'xid' field to &lt;extractedXID&gt;</li> <li>6. TESTER:DHCP Server &lt;SERVER-1&gt; Sends DHCPOFFER Message to DUT through &lt;Diface-0&gt; containing : <ul style="list-style-type: none"> <li>- 'xid' field set to (extractedXID+1)</li> </ul> </li> <li>7. TESTER:DHCP Server &lt;SERVER-1&gt; Listens (upto &lt;ParamListenTime&gt;) on &lt;Diface-0&gt;</li> <li>8. DUT: Does not send DHCPREQUEST Message</li> </ol>
Pass Criteria	<ol style="list-style-type: none"> <li>4. DUT: Sends DHCPDISCOVER Message</li> <li>8. DUT: Does not send DHCPREQUEST Message</li> </ol>
Test Iterations	
Notes	Derived from RFC 2131 Section 4.4.1 Page 36 (MUST)

4.7.6.7.5 DHCPv4\_CLIENT\_INITIALIZATION\_ALLOCATION\_05: During Initialization discard arriving DHCPACK messages

Synopsis	Any arriving DHCPACK messages must be silently discarded
Prerequisites	Check section prerequisites
Test setup	Topology 1
Test Input Parameters	Check section general Input Parameters
Test Procedure	<ol style="list-style-type: none"> <li>1. DUT CONFIGURE: Externally configure DHCP Client on &lt;Diface-0&gt;</li> <li>2. TESTER: Externally cause DUT to bring up &lt;Diface-0&gt;</li> <li>3. TESTER:DHCP Server &lt;SERVER-1&gt; Listens (upto &lt;ParamListenTime&gt;) on &lt;Diface-0&gt;</li> <li>4. DUT: Sends DHCPDISCOVER Message</li> <li>5. TESTER:DHCP Server &lt;SERVER-1&gt; Sends DHCPACK Message to DUT through &lt;Diface-0&gt;</li> <li>6. TESTER:DHCP Server &lt;SERVER-1&gt; Listens (upto &lt;ParamListenTime&gt;) on &lt;Diface-0&gt;</li> <li>7. DUT: Does not send DHCPREQUEST Message</li> </ol>
Pass Criteria	<ol style="list-style-type: none"> <li>4. DUT: Sends DHCPDISCOVER Message</li> <li>7. DUT: Does not send DHCPREQUEST Message</li> </ol>
Test Iterations	
Notes	Derived from RFC 2131 Section 4.4.1 Page 36 (MUST)

4.7.6.7.6 DHCPv4\_CLIENT\_INITIALIZATION\_ALLOCATION\_06: The DHCPREQUEST message contains the same 'xid' as the DHCPOFFER message

Synopsis	The DHCPREQUEST message contains the same 'xid' as the DHCPOFFER message
Prerequisites	Check section prerequisites
Test setup	Topology 1
Test Input Parameters	Check section general Input Parameters
Test Procedure	<ol style="list-style-type: none"> <li>1. DUT CONFIGURE: Externally configure DHCP Client on &lt;Diface-0&gt;</li> <li>2. TESTER: Externally cause DUT to bring up &lt;Diface-0&gt;</li> <li>3. TESTER:DHCP Server &lt;SERVER-1&gt; Listens (upto &lt;ParamListenTime&gt;) on &lt;Diface-0&gt;</li> <li>4. DUT: Sends DHCPDISCOVER Message</li> <li>5. TESTER: Extracts the content of 'xid' field to &lt;extractedXID&gt;</li> <li>6. TESTER:DHCP Server &lt;SERVER-1&gt; Sends DHCPOFFER Message to DUT through &lt;Diface-0&gt; containing : <ul style="list-style-type: none"> <li>- 'xid' field set to extractedXID</li> </ul> </li> <li>7. TESTER:DHCP Server &lt;SERVER-1&gt; Listens (upto &lt;ParamListenTime&gt;) on &lt;Diface-0&gt;</li> <li>8. DUT: Sends DHCPREQUEST Message</li> <li>9. TESTER: Verify that received DHCPREQUEST Message contains: <ul style="list-style-type: none"> <li>- 'xid' field is set to extractedXID</li> </ul> </li> </ol>
Pass Criteria	<ol style="list-style-type: none"> <li>4. DUT: Sends DHCPDISCOVER Message</li> <li>8. DUT: Sends DHCPREQUEST Message</li> <li>9. TESTER: Verify that received DHCPREQUEST Message contains: <ul style="list-style-type: none"> <li>- 'xid' field is set to extractedXID</li> </ul> </li> </ol>
Test Iterations	
Notes	Derived from RFC 2131 Section 4.4.1 Page 38 (MUST)

4.7.6.7.7 DHCPv4\_CLIENT\_INITIALIZATION\_ALLOCATION\_08: Check the suggested address to ensure it is not in use

Synopsis	The client SHOULD perform a check on the suggested address to ensure that the address is not already in use... the client must fill in its own hardware address as the sender's hardware address, and 0 as the sender's IP address
Prerequisites	Check section prerequisites
Test setup	Topology 1
Test Input Parameters	Check section general Input Parameters
Test Procedure	<ol style="list-style-type: none"> <li>1. DUT CONFIGURE: Externally configure DHCP Client on &lt;Diface-0&gt;</li> <li>2. TESTER: Externally cause DUT to bring up &lt;Diface-0&gt;</li> <li>3. TESTER: DHCP Server &lt;SERVER-1&gt; Cause DUT to transit its state to DHCPCLIENT_STATE_BOUND</li> <li>4. DUT: Transit finite state to DHCPCLIENT_STATE_BOUND</li> <li>5. TESTER:DHCP Server &lt;SERVER-1&gt; Listens (upto &lt;ParamListenTime&gt;) on &lt;Diface-0&gt;</li> <li>6. DUT: Sends ARP Request Message</li> <li>7. TESTER: Verify that received ARP Request Message contains all of the following: <ul style="list-style-type: none"> <li>- ARP Sender MAC Address field is set to &lt;Diface-0-MAC-ADDRESS&gt;</li> <li>- ARP Sender IP Address field is set to 0</li> <li>- ARP Target IP Address field is set to &lt;SERVER1-IP-POOL-0-0&gt;</li> </ul> </li> </ol>
Pass Criteria	<ol style="list-style-type: none"> <li>4. DUT: Transit finite state to DHCPCLIENT_STATE_BOUND</li> <li>6. DUT: Sends ARP Request Message</li> <li>7. TESTER: Verify that received ARP Request Message contains all of the following: <ul style="list-style-type: none"> <li>- ARP Sender MAC Address field is set to &lt;Diface-0-MAC-ADDRESS&gt;</li> <li>- ARP Sender IP Address field is set to 0</li> <li>- ARP Target IP Address field is set to &lt;SERVER1-IP-POOL-0-0&gt;</li> </ul> </li> </ol>
Test Iterations	
Notes	Derived from RFC 2131 Section 4.4.1 Page 38 (MUST)

4.7.6.7.8 DHCPv4\_CLIENT\_INITIALIZATION\_ALLOCATION\_09: If address is in use send a DHCPDECLINE message to the server

Synopsis	If the network address appears to be in use, the client MUST send a DHCPDECLINE message to the server
Prerequisites	Check section prerequisites
Test setup	Topology 1
Test Input Parameters	Check section general Input Parameters
Test Procedure	<ol style="list-style-type: none"> <li>1. DUT CONFIGURE: Externally configure DHCP Client on &lt;Diface-0&gt;</li> <li>2. TESTER: Externally cause DUT to bring up &lt;Diface-0&gt;</li> <li>3. TESTER: DHCP Server &lt;SERVER-1&gt; Cause DUT to transit its state to DHCPCLIENT_STATE_BOUND</li> <li>4. DUT: Transit finite state to DHCPCLIENT_STATE_BOUND</li> <li>5. TESTER:DHCP Server &lt;SERVER-1&gt; Listens (upto &lt;ParamListenTime&gt;) on &lt;Diface-0&gt;</li> <li>6. DUT: Sends ARP Request Message</li> <li>7. TESTER: Verify that received ARP Request Message contains: <ul style="list-style-type: none"> <li>- ARP Target IP Address field is set to &lt;SERVER1-IP-POOL-0-0&gt;</li> </ul> </li> <li>8. TESTER:DHCP Server &lt;SERVER-1&gt; Sends ARP Response Message to DUT through &lt;Diface-0&gt; containing : <ul style="list-style-type: none"> <li>- ARP Sender MAC Address field set to &lt;MAC-UNUSED-ADDRESS&gt;</li> <li>- ARP Sender IP Address field set to &lt;SERVER1-IP-POOL-0-0&gt;</li> </ul> </li> <li>9. TESTER:DHCP Server &lt;SERVER-1&gt; Listens (upto &lt;ParamListenTime&gt;) on &lt;Diface-0&gt;</li> <li>10. DUT: Sends DHCPDECLINE Message</li> </ol>
Pass Criteria	<ol style="list-style-type: none"> <li>4. DUT: Transit finite state to DHCPCLIENT_STATE_BOUND</li> <li>6. DUT: Sends ARP Request Message</li> <li>7. TESTER: Verify that received ARP Request Message contains: <ul style="list-style-type: none"> <li>- ARP Target IP Address field is set to &lt;SERVER1-IP-POOL-0-0&gt;</li> </ul> </li> <li>10. DUT: Sends DHCPDECLINE Message</li> </ol>
Test Iterations	
Notes	Derived from RFC 2131 Section 4.4.1 Page 39 (MUST)

4.7.6.7.9 DHCPv4\_CLIENT\_INITIALIZATION\_ALLOCATION\_10: Broadcast an ARP reply to announce the client's new IP

Synopsis	The client SHOULD broadcast an ARP reply to announce the client's new IP address and clear any outdated ARP cache entries in hosts on the client's subnet
Prerequisites	Check section prerequisites
Test setup	Topology 1
Test Input Parameters	Check section general Input Parameters
Test Procedure	<ol style="list-style-type: none"> <li>1. DUT CONFIGURE: Externally configure DHCP Client on &lt;Diface-0&gt;</li> <li>2. TESTER: Externally cause DUT to bring up &lt;Diface-0&gt;</li> <li>3. TESTER: DHCP Server &lt;SERVER-1&gt; Cause DUT to transit its state to DHCPCLIENT_STATE_BOUND</li> <li>4. DUT: Transit finite state to DHCPCLIENT_STATE_BOUND</li> <li>5. TESTER:DHCP Server &lt;SERVER-1&gt; Listens (upto &lt;ParamListenTime&gt;) on &lt;Diface-0&gt;</li> <li>6. DUT: Sends ARP Response Message</li> <li>7. TESTER: Verify that received ARP Response Message contains all of the following: <ul style="list-style-type: none"> <li>- ARP Sender MAC Address field is set to &lt;Diface-0-MAC-ADDRESS&gt;</li> <li>- ARP Sender IP Address field is set to &lt;SERVER1-IP-POOL-0-0&gt;</li> </ul> </li> </ol>
Pass Criteria	<ol style="list-style-type: none"> <li>4. DUT: Transit finite state to DHCPCLIENT_STATE_BOUND</li> <li>6. DUT: Sends ARP Response Message</li> <li>7. TESTER: Verify that received ARP Response Message contains all of the following: <ul style="list-style-type: none"> <li>- ARP Sender MAC Address field is set to &lt;Diface-0-MAC-ADDRESS&gt;</li> <li>- ARP Sender IP Address field is set to &lt;SERVER1-IP-POOL-0-0&gt;</li> </ul> </li> </ol>
Test Iterations	
Notes	Derived from RFC 2131 Section 4.4.1 Page 39 (SHOULD)

### 4.7.6.8 *Reacquisition and expiration*

#### 4.7.6.8.1 DHCPv4\_CLIENT\_REACQUISITION\_01: RENEWING state - send unicast DHCPREQUEST message

Synopsis	At time T1 the client moves to RENEWING state and sends (via unicast) a DHCPREQUEST message to the server to extend its lease
Prerequisites	Check section prerequisites
Test setup	Topology 1
Test Input Parameters	Check section general Input Parameters
Test Procedure	<ol style="list-style-type: none"> <li>1. DUT CONFIGURE: Externally configure DHCP Client on &lt;Diface-0&gt;</li> <li>2. TESTER: Externally cause DUT to bring up &lt;Diface-0&gt;</li> <li>3. TESTER: DHCP Server &lt;SERVER-1&gt; Cause DUT to transit its state to DHCPCLIENT_STATE_RENEWING</li> <li>4. DUT: Transit finite state to DHCPCLIENT_STATE_RENEWING</li> <li>5. TESTER:DHCP Server &lt;SERVER-1&gt; Listens (upto &lt;ParamListenTime&gt;) on &lt;Diface-0&gt;</li> <li>6. DUT: Sends DHCPREQUEST Message</li> <li>7. TESTER: Verify that received DHCPREQUEST Message contains: - Destination IP Address field is set to &lt;SERVER1-IP-ADDRESS&gt;</li> </ol>
Pass Criteria	<ol style="list-style-type: none"> <li>4. DUT: Transit finite state to DHCPCLIENT_STATE_RENEWING</li> <li>6. DUT: Sends DHCPREQUEST Message</li> <li>7. TESTER: Verify that received DHCPREQUEST Message contains: - Destination IP Address field is set to &lt;SERVER1-IP-ADDRESS&gt;</li> </ol>
Test Iterations	
Notes	Derived from RFC 2131 Section 4.4.5 Page 40 'Reacquisition and expiration' (MUST)

4.7.6.8.2 DHCPv4\_CLIENT\_REACQUISITION\_02: On DHCPACK timeout move to REBINDING state and send DHCPREQUEST broadcast

Synopsis	If no DHCPACK arrives before time T2, the client moves to REBINDING state and sends (via broadcast) a DHCPREQUEST message to extend its lease
Prerequisites	Check section prerequisites
Test setup	Topology 1
Test Input Parameters	Check section general Input Parameters
Test Procedure	<ol style="list-style-type: none"> <li>1. DUT CONFIGURE: Externally configure DHCP Client on &lt;Diface-0&gt;</li> <li>2. TESTER: Externally cause DUT to bring up &lt;Diface-0&gt;</li> <li>3. TESTER: DHCP Server &lt;SERVER-1&gt; Cause DUT to transit its state to DHCPCLIENT_STATE_BOUND</li> <li>4. DUT: Transit finite state to DHCPCLIENT_STATE_BOUND</li> <li>5. TESTER: Wait till (&lt;REMOTE-CLIENT1-T2&gt;-&lt;ParamToleranceTime&gt;) for DUT to go to a state just before T2 expires</li> <li>6. TESTER:DHCP Server &lt;SERVER-1&gt; Listens (upto &lt;ParamListenTime&gt;) on &lt;Diface-0&gt;</li> <li>7. DUT: Sends DHCPREQUEST Message</li> <li>8. TESTER: Verify that received DHCPREQUEST Message contains: <ul style="list-style-type: none"> <li>- Destination IP Address field is set to 0xffffffff</li> </ul> </li> </ol>
Pass Criteria	<ol style="list-style-type: none"> <li>4. DUT: Transit finite state to DHCPCLIENT_STATE_BOUND</li> <li>7. DUT: Sends DHCPREQUEST Message</li> <li>8. TESTER: Verify that received DHCPREQUEST Message contains: <ul style="list-style-type: none"> <li>- Destination IP Address field is set to 0xffffffff</li> </ul> </li> </ol>
Test Iterations	
Notes	Derived from RFC 2131 Section 4.4.5 Page 41 'Reacquisition and expiration' (MUST)



4.7.6.8.3 DHCPv4\_CLIENT\_REACQUISITION\_03: Reacquisition and expiration T1 defaults to (0.5 \* duration\_of\_lease)

Synopsis	T1 defaults to (0.5 * duration_of_lease). T2 defaults to (0.875 * duration_of_lease). Times T1 and T2 SHOULD be chosen with some random "\"fuzz\"" around a fixed value, to avoid synchronization of client reacquisition (Note: This test verifies the value of T1)
Prerequisites	Check section prerequisites
Test setup	Topology 1
Test Input Parameters	Check section general Input Parameters
Test Procedure	<ol style="list-style-type: none"> <li>1. DUT CONFIGURE: Externally configure DHCP Client on &lt;Diface-0&gt;</li> <li>2. TESTER: Externally cause DUT to bring up &lt;Diface-0&gt;</li> <li>3. TESTER: DHCP Server &lt;SERVER-1&gt; Cause DUT to transit its state to DHCPCLIENT_STATE_BOUND</li> <li>4. DUT: Transit finite state to DHCPCLIENT_STATE_BOUND</li> <li>5. TESTER: Wait till (&lt;REMOTE-CLIENT1-T1&gt;-&lt;ParamToleranceTime&gt;) for DUT to go to a state just before T1 expires</li> <li>6. TESTER:DHCP Server &lt;SERVER-1&gt; Listens (upto &lt;ParamListenTime&gt;) on &lt;Diface-0&gt;</li> <li>7. DUT: Sends DHCPREQUEST Message</li> <li>8. TESTER: Verify that the time interval between sending of last DHCPACK Message and reception of last DHCPREQUEST Message is within the range of (&lt;REMOTE-CLIENT1-T1&gt; - &lt;ParamToleranceTime&gt;) to (&lt;REMOTE-CLIENT1-T1&gt; + &lt;ParamToleranceTime&gt;) second</li> </ol>
Pass Criteria	<ol style="list-style-type: none"> <li>4. DUT: Transit finite state to DHCPCLIENT_STATE_BOUND</li> <li>7. DUT: Sends DHCPREQUEST Message</li> <li>8. TESTER: Verify that the time interval between sending of last DHCPACK Message and reception of last DHCPREQUEST Message is within the range of (&lt;REMOTE-CLIENT1-T1&gt; - &lt;ParamToleranceTime&gt;) to (&lt;REMOTE-CLIENT1-T1&gt; + &lt;ParamToleranceTime&gt;) second</li> </ol>
Notes	Derived from RFC 2131 Section 4.4.5 Page 41 'Reacquisition and expiration' (SHOULD)

4.7.6.8.4 DHCPv4\_CLIENT\_REACQUISITION\_04: Reacquisition and expiration T2 defaults to (0.875 \* duration\_of\_lease)

Synopsis	T1 defaults to (0.5 * duration_of_lease). T2 defaults to (0.875 * duration_of_lease). Times T1 and T2 SHOULD be chosen with some random "\"fuzz\"" around a fixed value, to avoid synchronization of client reacquisition (Note: This test verifies the value of T2)
Prerequisites	Check section prerequisites
Test setup	Topology 1
Test Input Parameters	Check section general Input Parameters
Test Procedure	<ol style="list-style-type: none"> <li>1. DUT CONFIGURE: Externally configure DHCP Client on &lt;Diface-0&gt;</li> <li>2. TESTER: Externally cause DUT to bring up &lt;Diface-0&gt;</li> <li>3. TESTER: DHCP Server &lt;SERVER-1&gt; Cause DUT to transit its state to DHCPCLIENT_STATE_BOUND</li> <li>4. DUT: Transit finite state to DHCPCLIENT_STATE_BOUND</li> <li>5. TESTER: Wait till (&lt;REMOTE-CLIENT1-T2&gt;-&lt;ParamToleranceTime&gt;) for DUT to go to a state just before T2 expires</li> <li>6. TESTER:DHCP Server &lt;SERVER-1&gt; Listens (upto &lt;ParamListenTime&gt;) on &lt;Diface-0&gt;</li> <li>7. DUT: Sends DHCPREQUEST Message</li> <li>8. TESTER: Verify that the time interval between sending of last DHCPACK Message and reception of last DHCPREQUEST Message is within the range of (&lt;REMOTE-CLIENT1-T2&gt; - &lt;ParamToleranceTime&gt;) to (&lt;REMOTE-CLIENT1-T2&gt; + &lt;ParamToleranceTime&gt;) second</li> </ol>
Pass Criteria	<ol style="list-style-type: none"> <li>4. DUT: Transit finite state to DHCPCLIENT_STATE_BOUND</li> <li>7. DUT: Sends DHCPREQUEST Message</li> <li>8. TESTER: Verify that the time interval between sending of last DHCPACK Message and reception of last DHCPREQUEST Message is within the range of (&lt;REMOTE-CLIENT1-T2&gt; - &lt;ParamToleranceTime&gt;) to (&lt;REMOTE-CLIENT1-T2&gt; + &lt;ParamToleranceTime&gt;) second</li> </ol>
Notes	Derived from RFC 2131 Section 4.4.5 Page 41 'Reacquisition and expiration' (SHOULD)

4.7.6.8.5 DHCPv4\_CLIENT\_REACQUISITION\_05: Wait time for RENEWING state

Synopsis	In both RENEWING and REBINDING states, if the client receives no response to its DHCPREQUEST message, the client SHOULD wait one-half of the remaining time until T2 (in RENEWING state) and one-half of the remaining lease time (in REBINDING state), down to a minimum of 60 seconds, before retransmitting the DHCPREQUEST message.
Prerequisites	Check section prerequisites
Test setup	Topology 1
Test Input Parameters	Check section general Input Parameters
Test Procedure	<ol style="list-style-type: none"> <li>1. DUT CONFIGURE: Externally configure DHCP Client on &lt;Diface-0&gt;</li> <li>2. TESTER: Externally cause DUT to bring up &lt;Diface-0&gt;</li> <li>3. TESTER: Initialize server1 to offer IP Address Lease Time of &lt;HIGH-LEASE-TIME&gt; seconds to the DUT</li> <li>4. TESTER: DHCP Server &lt;SERVER-1&gt; Cause DUT to transit its state to DHCPCLIENT_STATE_RENEWING</li> <li>5. DUT: Transit finite state to DHCPCLIENT_STATE_RENEWING</li> <li>6. TESTER:DHCP Server &lt;SERVER-1&gt; Listens (upto <math>((\langle\text{REMOTE-CLIENT1-T2}\rangle - \langle\text{REMOTE-CLIENT1-T1}\rangle) / 2) + (2 * \langle\text{ParamToleranceTime}\rangle)</math> second) on &lt;Diface-0&gt;</li> <li>7. DUT: Sends 2 DHCPREQUEST Messages</li> <li>8. TESTER: Verify that the time interval between reception of last two DHCPREQUEST Messages is within the range of <math>((\langle\text{REMOTE-CLIENT1-T2}\rangle - \langle\text{REMOTE-CLIENT1-T1}\rangle) / 2) - \langle\text{ParamToleranceTime}\rangle</math> to <math>((\langle\text{REMOTE-CLIENT1-T2}\rangle - \langle\text{REMOTE-CLIENT1-T1}\rangle) / 2) + \langle\text{ParamToleranceTime}\rangle</math> second</li> </ol>
Pass Criteria	<ol style="list-style-type: none"> <li>5. DUT: Transit finite state to DHCPCLIENT_STATE_RENEWING</li> <li>7. DUT: Sends 2 DHCPREQUEST Messages</li> <li>8. TESTER: Verify that the time interval between reception of last two DHCPREQUEST Messages is within the range of <math>((\langle\text{REMOTE-CLIENT1-T2}\rangle - \langle\text{REMOTE-CLIENT1-T1}\rangle) / 2) - \langle\text{ParamToleranceTime}\rangle</math> to <math>((\langle\text{REMOTE-CLIENT1-T2}\rangle - \langle\text{REMOTE-CLIENT1-T1}\rangle) / 2) + \langle\text{ParamToleranceTime}\rangle</math> second</li> </ol>
Test Iterations	
Notes	Derived from RFC 2131 Section 4.4.5 Page 41 'Reacquisition and expiration' (SHOULD)

4.7.6.8.6 DHCPv4\_CLIENT\_REACQUISITION\_06: Wait time for REBINDING state

Synopsis	In both RENEWING and REBINDING states, if the client receives no response to its DHCPREQUEST message, the client SHOULD wait one-half of the remaining time until T2 (in RENEWING state) and one-half of the remaining lease time (in REBINDING state), down to a minimum of 60 seconds, before retransmitting the DHCPREQUEST message.
Prerequisites	Check section prerequisites
Test setup	Topology 1
Test Input Parameters	Check section general Input Parameters
Test Procedure	<ol style="list-style-type: none"> <li>1. DUT CONFIGURE: Externally configure DHCP Client on &lt;Diface-0&gt;</li> <li>2. TESTER: Externally cause DUT to bring up &lt;Diface-0&gt;</li> <li>3. TESTER: Initialize server1 to offer IP Address Lease Time of &lt;VERY-HIGH-LEASE-TIME&gt; seconds to the DUT</li> <li>4. TESTER: DHCP Server &lt;SERVER-1&gt; Cause DUT to transit its state to DHCPCLIENT_STATE_REBINDING</li> <li>5. DUT: Transit finite state to DHCPCLIENT_STATE_REBINDING</li> <li>6. TESTER:DHCP Server &lt;SERVER-1&gt; Listens (upto <math>(((&lt;REMOTE-CLIENT1-LEASE-TIME&gt; - &lt;REMOTE-CLIENT1-T2&gt;) / 2) + &lt;ParamToleranceTime&gt;)</math> second) on &lt;Diface-0&gt;</li> <li>7. DUT: Sends 2 DHCPREQUEST Messages</li> <li>8. TESTER: Verify that the time interval between reception of last two DHCPREQUEST Messages is within the range of <math>(((&lt;REMOTE-CLIENT1-LEASE-TIME&gt; - &lt;REMOTE-CLIENT1-T2&gt;) / 2) - &lt;ParamToleranceTime&gt;)</math> to <math>(((&lt;REMOTE-CLIENT1-LEASE-TIME&gt; - &lt;REMOTE-CLIENT1-T2&gt;) / 2) + &lt;ParamToleranceTime&gt;)</math> second</li> </ol>
Pass Criteria	<ol style="list-style-type: none"> <li>5. DUT: Transit finite state to DHCPCLIENT_STATE_REBINDING</li> <li>7. DUT: Sends 2 DHCPREQUEST Messages</li> <li>8. TESTER: Verify that the time interval between reception of last two DHCPREQUEST Messages is within the range of <math>(((&lt;REMOTE-CLIENT1-LEASE-TIME&gt; - &lt;REMOTE-CLIENT1-T2&gt;) / 2) - &lt;ParamToleranceTime&gt;)</math> to <math>(((&lt;REMOTE-CLIENT1-LEASE-TIME&gt; - &lt;REMOTE-CLIENT1-T2&gt;) / 2) + &lt;ParamToleranceTime&gt;)</math> second</li> </ol>
Test Iterations	
Notes	Derived from RFC 2131 Section 4.4.5 Page 41 'Reacquisition and expiration' (SHOULD)

4.7.6.8.7 DHCPv4\_CLIENT\_REACQUISITION\_07: Stop network processing after lease time expires

Synopsis	If the lease expires before the client receives a DHCPACK, the client moves to INIT state, MUST immediately stop any other network processing and requests network initialization parameters as if the client were uninitialized (Note: In this test we verify that the DUT stops network processing after lease time expires)
Prerequisites	Check section prerequisites
Test setup	Topology 1
Test Input Parameters	Check section general Input Parameters
Test Procedure	<ol style="list-style-type: none"> <li>1. DUT CONFIGURE: Externally configure DHCP Client on &lt;Diface-0&gt;</li> <li>2. TESTER: Externally cause DUT to bring up &lt;Diface-0&gt;</li> <li>3. TESTER: DHCP Server &lt;SERVER-1&gt; Cause DUT to transit its state to DHCPCLIENT_STATE_BOUND</li> <li>4. DUT: Transit finite state to DHCPCLIENT_STATE_BOUND</li> <li>5. TESTER: Wait till (&lt;ParamLeaseTime&gt;+&lt;ParamToleranceTime&gt;) for the lease on the DUT to expire (*INVALID*)</li> <li>6. TESTER:DHCP Server &lt;SERVER-1&gt; Sends UDP Request to DUT through &lt;Diface-0&gt; containing : <ul style="list-style-type: none"> <li>- Destination Harware Address field set to &lt;Diface-0-MAC-ADDRESS&gt;</li> <li>- Destination IP Address field set to &lt;SERVER1-IP-POOL-0-0&gt;</li> </ul> </li> <li>7. TESTER:DHCP Server &lt;SERVER-1&gt; Listens (upto &lt;ParamListenTime&gt;) on &lt;Diface-0&gt;</li> <li>8. DUT: Does not send UDP Message</li> </ol>
Pass Criteria	<ol style="list-style-type: none"> <li>4. DUT: Transit finite state to DHCPCLIENT_STATE_BOUND</li> <li>8. DUT: Does not send UDP Message</li> </ol>
Test Iterations	
Notes	Derived from (MUST)

4.7.6.8.8 DHCPv4\_CLIENT\_REACQUISITION\_08: Request network initialization parameters after lease time expires

Synopsis	If the lease expires before the client receives a DHCPACK, the client moves to INIT state, MUST immediately stop any other network processing and requests network initialization parameters as if the client were uninitialized (Note: In this test we verify that the DUT requests network initialization parameters after lease time expires)
Prerequisites	Check section prerequisites
Test setup	Topology 1
Test Input Parameters	Check section general Input Parameters
Test Procedure	<ol style="list-style-type: none"> <li>1. DUT CONFIGURE: Externally configure DHCP Client on &lt;Diface-0&gt;</li> <li>2. TESTER: Externally cause DUT to bring up &lt;Diface-0&gt;</li> <li>3. TESTER: DHCP Server &lt;SERVER-1&gt; Cause DUT to transit its state to DHCPCLIENT_STATE_BOUND</li> <li>4. DUT: Transit finite state to DHCPCLIENT_STATE_BOUND</li> <li>5. TESTER: Wait till (&lt;ParamLeaseTime&gt;+&lt;ParamToleranceTime&gt;) for the lease on the DUT to expire</li> <li>6. TESTER:DHCP Server &lt;SERVER-1&gt; Listens (upto &lt;ParamListenTime&gt;) on &lt;Diface-0&gt;</li> <li>7. DUT: Sends DHCPDISCOVER Message</li> </ol>
Pass Criteria	<ol style="list-style-type: none"> <li>4. DUT: Transit finite state to DHCPCLIENT_STATE_BOUND</li> <li>7. DUT: Sends DHCPDISCOVER Message</li> </ol>
Test Iterations	
Notes	Derived from RFC 2131 Section 4.4.5 Page 41 'Reacquisition and expiration' (MUST)

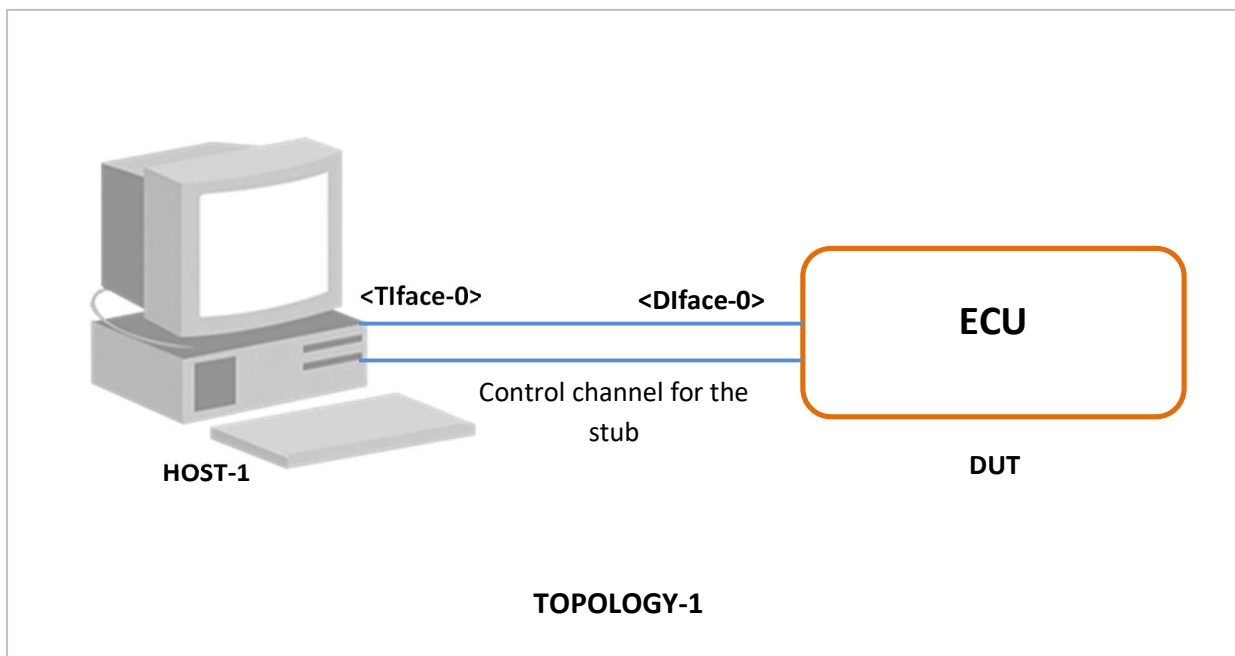
## 4.8 Transmission Control Protocol (TCP)

### 4.8.1 General

The scope of this chapter is to specify test cases for the Transmission Control Protocol (TCP) from the following standards:

- RFC 793 - "Transmission Control Protocol" of DARPA, Internet Program, Protocol Specification
- RFC 1122 - Requirement for Internet Hosts -- Communication Layers
- RFC 2460 - Internet Protocol, Version 6 (IPv6) Specification

### 4.8.2 Simulated topologies



### 4.8.3 Required topology related configuration

- This test suite expects to be running against a TCP stack
- This test suite runs over Ethernet

#### 4.8.4 Parameters used in the tests

Parameters	Description
nss	The number of data segments sent consecutively from tester side to DUT
ssz	A data segment size that is much smaller than the effective send MSS (<nsc> times <ssz> should be less than effective send MSS of DUT
tmx	The maximum time within which DUT must send a segment from its transmit buffer irrespective of its size or whether it contains PSH flag bit set
tfn	Time within which the DUT is expected to send a FIN in an error situation
wnp	A well-known port on the DUT where some standard application like TELNET server is assumed to waiting in LISTEN state
uopt	An unimplemented TCP option on DUT
msl	Maximum segment lifetime (MSL) used by DUT
Full window operation	The DUT's TCP has reached a state it is allowed to send data segments of size of tester's entire receive without getting any acknowledgement from the tester
Full-sized segment	Segment with size equal to the effective send MSS
OTW	Outside The Window (of the receiver)
PORT1	The port number the Uper Tester UDP communication is carried out through
<SEQ1>	A sequence number used to compare the Sequence or Acknowledgement Numbers in the received or sent packets.

#### 4.8.5 Upper Tester Procedures

Several test cases within this test suite require another type of communication with the IUT that enables the tester to trigger some wished behaviors on the IUT; prompting it to send certain types of messages, or to check its state and the received messages. This communication is carried out through a separate UDP port. Therefore, some procedures were conceived to fulfill the needs of such test cases:

<openTCPSocket(typeOfSocket)>: prompts the IUT to open a TCP socket depending on the type:

- Passive: opens a socket with a receiving call.
- Active: opens a socket with a sending call.

<openMultipleTCPSocket(typeOfSocket, numberOfSockets)>: prompts the IUT to open <numberOfSockets> TCP sockets of <typeOfSocket> type.

<closeTCPSocket>: Close the opened TCP socket(s).

<Confirmation>: a message sent by the IUT as a response to procedure call from the Tester through the Upper Tester channel. This message confirms, in case of the operation success, by sending a Boolean back with some additional information depending on the type of operation required from the IUT.



## 4.8.6 Tests

### 4.8.6.1 Connection Establishment and Basic Exercising of the State Machine

#### 4.8.6.1.1 TCP\_BASICS\_01: [listen] SYN -> SYN/ACK [syn\_rcv]

Synopsis	TCP MUST send a SYN,ACK in response to a SYN in LISTEN state
Prerequisites	Check section prerequisites
Test setup	Topology 1
Test Input Parameters	Check section general Input Parameters
Test Procedure	<ol style="list-style-type: none"> <li>1. TESTER: Cause DUT to move on to LISTEN state at a &lt;wnp&gt;</li> <li>2. TESTER: Send a SYN to DUT at &lt;wnp&gt;</li> <li>3. DUT: Send SYN,ACK</li> </ol>
Pass Criteria	3. DUT: Send SYN,ACK
Test Iterations	
Notes	Derived from RFC 793 s3.2 p23 Terminology (MUST)

4.8.6.1.2 TCP\_BASICS\_02: [syn\_rcv] ACK -> [established]

Synopsis	TCP MUST move on to ESTABLISHED state after receiving ACK in SYN-RCVD state
Prerequisites	Check section prerequisites
Test setup	Topology 1
Test Input Parameters	Check section general Input Parameters
Test Procedure	<ol style="list-style-type: none"> <li>1. TESTER: Send a SYN to DUT</li> <li>2. DUT: Send a SYN,ACK(this will take DUT to the state SYN-RCVD)</li> <li>3. TESTER: Send an ACK</li> <li>4. TESTER: Verify that the DUT moves on to ESTABLISHED state</li> </ol>
Pass Criteria	<ol style="list-style-type: none"> <li>2. DUT: Send a SYN,ACK(this will take DUT to the state SYN-RCVD)</li> <li>4. TESTER: Verify that the DUT moves on to ESTABLISHED state</li> </ol>
Test Iterations	
Notes	Derived from RFC 793 s3.2 p23 Terminology (MUST)

4.8.6.1.3 TCP\_BASICS\_03: [established] FIN -> ACK [close\_wait]

Synopsis	TCP MUST send an ACK in response to a FIN received in ESTABLISHED state
Prerequisites	Check section prerequisites
Test setup	Topology 1
Test Input Parameters	Check section general Input Parameters
Test Procedure	<ol style="list-style-type: none"> <li>1. TESTER: Cause the DUT to move on to ESTABLISHED state at a &lt;wnp&gt;</li> <li>2. TESTER: Send a FIN ,ACK</li> <li>3. DUT: Send ACK</li> </ol>
Pass Criteria	3. DUT: Send ACK
Notes	Derived from RFC 793 s3.2 p23 Terminology (MUST)

4.8.6.1.4 TCP\_BASICS\_04: [closed] data(no ack, no rst) -> RST(seq 0) [closed]

Synopsis	TCP, in CLOSED state, MUST send a RST segment with zero SEQ number in response to an incoming segment not containing RST and ACK flags
Prerequisites	Check section prerequisites
Test setup	Topology 1
Test Input Parameters	Check section general Input Parameters
Test Procedure	<ol style="list-style-type: none"> <li>1. TESTER: Send a TCP segment with a flag set</li> <li>2. DUT: Send a RST control message with zero SEQ number</li> </ol>
Pass Criteria	<ol style="list-style-type: none"> <li>2. DUT: Send a RST control message with zero SEQ number</li> </ol>
Test Iterations	<ol style="list-style-type: none"> <li>1. CASE: flag set = SYN</li> <li>2. CASE: flag set = FIN</li> <li>3. CASE: flag set = Data segment</li> </ol>
Notes	Derived from RFC 793 s3.9 p65 Event Processing (MUST)

4.8.6.1.5 TCP\_BASICS\_05: [closed] data(ack, no rst) -> RST(seq <- ack) [closed]

Synopsis	TCP, in CLOSED state, MUST send a RST in response to an incoming segment containing ACK and not containing RST and SEQ number is taken from SEG.ACK
Prerequisites	Check section prerequisites
Test setup	Topology 1
Test Input Parameters	Check section general Input Parameters
Test Procedure	<ol style="list-style-type: none"> <li>1. TESTER: Send a segment with a flag set</li> <li>2. DUT: Send a RST segment with SEQ number same as the ACK number of the incoming segment</li> </ol>
Pass Criteria	2. DUT: Send a RST segment with SEQ number same as the ACK number of the incoming segment
Test Iterations	<ol style="list-style-type: none"> <li>1. CASE: flag set = SYN,ACK</li> <li>2. CASE: flag set = ACK</li> </ol>
Notes	Derived from RFC 793 s3.9 p65 Event Processing (MUST)

4.8.6.1.6 TCP\_BASICS\_06: [closed] open -> syn

Synopsis	TCP, in CLOSED state, MUST send a SYN on an active OPEN call
Prerequisites	Check section prerequisites
Test setup	Topology 1
Test Input Parameters	Check section general Input Parameters
Test Procedure	<ol style="list-style-type: none"> <li>1. TESTER: Cause the application on the DUT-side to issue an active OPEN call</li> <li>2. DUT: Send a SYN</li> </ol>
Pass Criteria	<ol style="list-style-type: none"> <li>2. DUT: Send a SYN</li> </ol>
Test Iterations	
Notes	Derived from RFC 793 s3.2 p23 Terminology (MUST)

4.8.6.1.7 TCP\_BASICS\_07: [syn\_sent] SYN/ACK -> ACK [established]

Synopsis	TCP MUST be capable of progressing to ESTABLISHED state after receiving SYN,ACK in SYN-SENT state
Prerequisites	Check section prerequisites
Test setup	Topology 1
Test Input Parameters	Check section general Input Parameters
Test Procedure	<ol style="list-style-type: none"> <li>1. TESTER: Cause the DUT to move on to SYN-SENT state</li> <li>2. TESTER: Send a SYN,ACK</li> <li>3. DUT: Send ACK</li> <li>4. TESTER: Verify that the DUT moves on to ESTABLISHED state</li> </ol>
Pass Criteria	<ol style="list-style-type: none"> <li>3. DUT: Send ACK</li> <li>4. TESTER: Verify that the DUT moves on to ESTABLISHED state</li> </ol>
Test Iterations	
Notes	Derived from RFC 793 s3.2 p23 Terminology (MUST)

4.8.6.1.8 TCP\_BASICS\_08: [established | close\_wait ] close -> FIN [...]

Synopsis	TCP MUST send a FIN on a CLOSE call in ESTABLISHED or CLOSE-WAIT state
Prerequisites	Check section prerequisites
Test setup	Topology 1
Test Input Parameters	Check section general Input Parameters
Test Procedure	<ol style="list-style-type: none"> <li>1. TESTER: Cause the DUT to move on to &lt;wst&gt; state</li> <li>2. TESTER: Cause the application on the DUT-side to issue a CLOSE call</li> <li>3. DUT: Send a FIN</li> </ol>
Pass Criteria	<ol style="list-style-type: none"> <li>3. DUT: Send a FIN</li> </ol>
Test Iterations	<ol style="list-style-type: none"> <li>1. CASE: &lt;wst&gt; = ESTABLISHED</li> <li>3. CASE: &lt;wst&gt; = CLOSE-WAIT</li> </ol>
Notes	Derived from RFC 793 s3.2 p23 Terminology (MUST)



4.8.6.1.9 TCP\_BASICS\_09: [last\_ack] ACK of FIN -> [closed]

Synopsis	TCP MUST move on to CLOSED state after receiving an ACK of the sent FIN in LAST-ACK state
Prerequisites	Check section prerequisites
Test setup	Topology 1
Test Input Parameters	Check section general Input Parameters
Test Procedure	<ol style="list-style-type: none"> <li>1. TESTER: Cause the DUT to move on to LAST-ACK state</li> <li>2. DUT: Send FIN when moving into LAST-ACK state</li> <li>3. TESTER: Send ACK for the FIN just received from the DUT</li> <li>4. TESTER: Send a segment without the RST flag set</li> <li>5. DUT: Send a segment with the RST flag set (this will verify the the DUT has moved on to the CLOSED state)</li> </ol>
Pass Criteria	<ol style="list-style-type: none"> <li>2. DUT: Send FIN when moving into LAST-ACK state</li> <li>5. DUT: Send a segment with the RST flag set (this will verify the the DUT has moved on to the CLOSED state)</li> </ol>
Test Iterations	
Notes	Derived from RFC 793 s3.2 p23 Terminology (MUST)

4.8.6.1.10 TCP\_BASICS\_10: [finwait-1 | finwait-2] FIN -> ACK

Synopsis	TCP MUST send an ACK after receiving a FIN in FINWAIT-1 or FINWAIT-2 state
Prerequisites	Check section prerequisites
Test setup	Topology 1
Test Input Parameters	Check section general Input Parameters
Test Procedure	<ol style="list-style-type: none"> <li>1. TESTER: Cause the DUT to move on to &lt;wst&gt; state</li> <li>2. TESTER: Send a FIN</li> <li>3. DUT: Send ACK</li> </ol>
Pass Criteria	<ol style="list-style-type: none"> <li>3. DUT: Send ACK</li> </ol>
Test Iterations	<ol style="list-style-type: none"> <li>1. CASE: &lt;wst&gt; = FINWAIT-1</li> <li>2. CASE: &lt;wst&gt; = FINWAIT-2</li> </ol>
Notes	Derived from RFC 793 s3.2 p23 Terminology (MUST)

4.8.6.1.11 TCP\_BASICS\_11: [finwait-2 -> time\_wait] delay(2\*MSL) -> [closed]

Synopsis	TCP MUST move on to CLOSED state from TIME-WAIT state after a timeout of 2*MSL, where TIME-WAIT is reached through FINWAIT-2 state
Prerequisites	Check section prerequisites
Test setup	Topology 1
Test Input Parameters	Check section general Input Parameters
Test Procedure	<ol style="list-style-type: none"> <li>1. TESTER: Cause the DUT to move on to FINWAIT-2 state</li> <li>2. TESTER: Send a FIN</li> <li>3. DUT: Send ACK</li> <li>4. TESTER: Send a FIN after 2*MSL + 20%</li> <li>5. DUT: Send a RST segment(this will indicate DUT is in CLOSED state)</li> </ol>
Pass Criteria	<ol style="list-style-type: none"> <li>3. DUT: Send ACK</li> <li>5. DUT: Send a RST segment(this will indicate DUT is in CLOSED state)</li> </ol>
Test Iterations	
Notes	Derived from RFC 793 s3.2 p23 Terminology (MUST)

4.8.6.1.12 TCP\_BASICS\_12: [closing -> time\_wait] delay(2\*MSL) -> [closed]

Synopsis	TCP MUST move on to CLOSED state from TIME-WAIT state after a timeout of 2*MSL, where TIME-WAIT is reached through CLOSING state
Prerequisites	Check section prerequisites
Test setup	Topology 1
Test Input Parameters	Check section general Input Parameters
Test Procedure	<ol style="list-style-type: none"> <li>1. TESTER: Cause the DUT to move on to CLOSING state</li> <li>2. TESTER: Send ACK for the FIN just received from the DUT</li> <li>3. TESTER: Send a FIN after 2*MSL + 20%</li> <li>4. DUT: Send a RST segment(this will indicate DUT is in CLOSED state)</li> </ol>
Pass Criteria	4. DUT: Send a RST segment(this will indicate DUT is in CLOSED state)
Test Iterations	
Notes	Derived from RFC 793 s3.2 p23 Terminology (MUST)

4.8.6.1.13 TCP\_BASICS\_13: [finwait-2 -> time\_wait] delay(<2\*MSL) -> no change yet

Synopsis	TCP MUST NOT move on to CLOSED state from TIME-WAIT state before 2*MSL time expires, where TIME-WAIT state is reached through FINWAIT-2 state
Prerequisites	Check section prerequisites
Test setup	Topology 1
Test Input Parameters	Check section general Input Parameters
Test Procedure	<ol style="list-style-type: none"> <li>1. TESTER: Cause the DUT to move on to FINWAIT-2 state</li> <li>2. TESTER: Send a FIN</li> <li>3. DUT: Send ACK (DUT moves to TIME-WAIT state)</li> <li>4. TESTER: Send a FIN within 2*MSL time</li> <li>5. DUT: Send ACK</li> </ol>
Pass Criteria	<ol style="list-style-type: none"> <li>3. DUT: Send ACK (DUT moves to TIME-WAIT state)</li> <li>5. DUT: Send ACK</li> </ol>
Test Iterations	
Notes	Derived from NEGATIVE "RFC 793 s3.2 p23 Terminology" (MUST)

4.8.6.1.14 TCP\_BASICS\_14: [closing -> time\_wait] delay(<2\*MSL) -> no change yet

Synopsis	TCP MUST NOT move on to CLOSED state from TIME-WAIT state before 2*MSL time expires, where TIME-WAIT state is reached through CLOSING state
Prerequisites	Check section prerequisites
Test setup	Topology 1
Test Input Parameters	Check section general Input Parameters
Test Procedure	<ol style="list-style-type: none"> <li>1. TESTER: Cause the DUT to move on to CLOSING state</li> <li>2. TESTER: Send ACK for the FIN just received from the DUT (DUT moves to TIME-WAIT state)</li> <li>3. TESTER: Send a FIN within 2*MSL time</li> <li>4. DUT: Send ACK</li> </ol>
Pass Criteria	4. DUT: Send ACK
Test Iterations	
Notes	Derived from NEGATIVE "RFC 793 s3.2 p23 Terminology" (MUST)

4.8.6.1.15 TCP\_BASICS\_17: Simultaneous Open Call

Synopsis	TCP MUST support simultaneous OPEN attempts
Prerequisites	Check section prerequisites
Test setup	Topology 1
Test Input Parameters	Check section general Input Parameters
Test Procedure	<ol style="list-style-type: none"> <li>1. TESTER: Cause application on the DUT-side to issue a CONNECT request which triggers an active OPEN call</li> <li>2. DUT: Send a SYN</li> <li>3. TESTER: Send a SYN simultaneously</li> <li>4. DUT: Send SYN,ACK in reply</li> <li>5. TESTER: Send SYN,ACK in reply to the SYN received from the DUT</li> <li>6. DUT: Send ACK</li> <li>7. TESTER: Verify that the DUT moves on to ESTABLISHED state</li> </ol>
Pass Criteria	<ol style="list-style-type: none"> <li>2. DUT: Send a SYN</li> <li>4. DUT: Send SYN,ACK in reply</li> <li>6. DUT: Send ACK</li> <li>7. TESTER: Verify that the DUT moves on to ESTABLISHED state</li> </ol>
Test Iterations	
Notes	Derived from RFC 1122 s4.2.2.10 p87 Simultaneous Open Attempts (MUST)

### 4.8.6.2 Processing and Generating TCP Checksums

#### 4.8.6.2.1 TCP\_CHECKSUM\_01: Receiver Check: checksum ok

Synopsis	Receiver TCP MUST check the checksum in any incoming segment, and MUST acknowledge in case of no error
Prerequisites	Check section prerequisites
Test setup	Topology 1
Test Input Parameters	Check section general Input Parameters
Test Procedure	<ol style="list-style-type: none"> <li>1. TESTER: Cause the DUT to move on to ESTABLISHED state at a &lt;wnp&gt;</li> <li>2. TESTER: Send a data segment with correct checksum</li> <li>3. DUT: Send ACK</li> </ol>
Pass Criteria	3. DUT: Send ACK
Test Iterations	
Notes	Derived from RFC 1122 s4.2.2.7 p86 TCP Checksum "RFC-793 Section 3.1" (MUST)



4.8.6.2.2 TCP\_CHECKSUM\_02: Receiver Check: checksum not ok

Synopsis	Receiver TCP MUST check the checksum in any incoming segment, and MUST NOT acknowledge in case of an error
Prerequisites	Check section prerequisites
Test setup	Topology 1
Test Input Parameters	Check section general Input Parameters
Test Procedure	<ol style="list-style-type: none"> <li>1. TESTER: Cause DUT to move on to ESTABLISHED state at a &lt;wnp&gt;</li> <li>2. TESTER: Send a data segment with incorrect checksum</li> <li>3. DUT: Do not send ACK</li> </ol>
Pass Criteria	3. DUT: Do not send ACK
Test Iterations	
Notes	Derived from RFC 1122 s4.2.2.7 p86 TCP Checksum "RFC-793 Section 3.1" (MUST)

4.8.6.2.3 TCP\_CHECKSUM\_03: Sender compute checksum

Synopsis	Sender TCP MUST generate correct checksum
Prerequisites	Check section prerequisites
Test setup	Topology 1
Test Input Parameters	Check section general Input Parameters
Test Procedure	<ol style="list-style-type: none"> <li>1. TESTER: Cause DUT to move on to ESTABLISHED state</li> <li>2. TESTER: Cause the application on the DUT-side to issue a SEND request for a data segment</li> <li>3. DUT: Send the data segment</li> <li>4. TESTER: Verify that correct checksum is present in the incoming segment</li> </ol>
Pass Criteria	<ol style="list-style-type: none"> <li>3. DUT: Send the data segment</li> <li>4. TESTER: Verify that correct checksum is present in the incoming segment</li> </ol>
Test Iterations	
Notes	Derived from RFC 1122 s4.2.2.7 p86 TCP Checksum "RFC-793 Section 3.1 p16 Header" (MUST)

4.8.6.2.4 TCP\_CHECKSUM\_04: Use clock-driven ISN selection

Synopsis	A TCP MUST use the specified clock-driven selection of initial sequence numbers. [This test checks that ISN changes with each new connection]
Prerequisites	Check section prerequisites
Test setup	Topology 1
Test Input Parameters	Check section general Input Parameters
Test Procedure	<ol style="list-style-type: none"> <li>1. TESTER: TESTER: Cause application on the DUT-side to issue a CONNECT request which triggers an active OPEN call</li> <li>2. DUT: Send SYN</li> <li>3. TESTER: Send RST,ACK to take DUT to CLOSED state</li> <li>4. TESTER: Cause application on the DUT-side to issue a CONNECT request which triggers another active OPEN call</li> <li>5. DUT: Send SYN</li> <li>6. TESTER: Verify that sequence number of the recent SYN is different from the sequence number of the previous SYN</li> </ol>
Pass Criteria	<ol style="list-style-type: none"> <li>2. DUT: Send SYN</li> <li>5. DUT: Send SYN</li> <li>6. TESTER: Verify that sequence number of the recent SYN is different from the sequence number of the previous SYN</li> </ol>
Test Iterations	
Notes	Derived from RFC 1122 s4.2.2.9 p87 ISN Selection "RFC-793 s3.3 p27 Sequence Numbers" (MUST)

### 4.8.6.3 Processing Unacceptable Acknowledgments and Out of Window Sequence Numbers

#### 4.8.6.3.1 TCP\_UNACCEPTABLE\_01: [syn-recv] RST -> [listen] (passive open)

Synopsis	TCP MUST return to LISTEN state, on receiving an acceptable RST, in SYN-RCVD state
Prerequisites	Check section prerequisites
Test setup	Topology 1
Test Input Parameters	Check section general Input Parameters
Test Procedure	<ol style="list-style-type: none"> <li>1. TESTER: Cause the DUT to move to SYN-RCVD state at a &lt;wnp&gt;initiated by passive OPEN call</li> <li>2. TESTER: Send RST segment (as if SYN,ACK just received was unexpected)</li> <li>3. DUT: Do not send response</li> <li>4. TESTER: Verify that the DUT moves on to LISTEN state</li> </ol>
Pass Criteria	<ol style="list-style-type: none"> <li>3. DUT: Do not send response</li> <li>4. TESTER: Verify that the DUT moves on to LISTEN state</li> </ol>
Test Iterations	
Notes	Derived from RFC 793 s3.4 p33 Establishing a connection (MUST)

4.8.6.3.2 TCP\_UNACCEPTABLE\_02: [syn-recv] RST out-of-wdw -> [syn-recv]

Synopsis	TCP MUST NOT change state, on receiving an unacceptable RST, in SYN-RCVD state
Prerequisites	Check section prerequisites
Test setup	Topology 1
Test Input Parameters	Check section general Input Parameters
Test Procedure	<ol style="list-style-type: none"> <li>1. TESTER: Cause the DUT to move on to SYN-RCVD state at a &lt;wnp&gt;</li> <li>2. TESTER: Send a RST segment (as if SYN,ACK just received was unexpected) with a SEQ number outside the receive window of the DUT</li> <li>3. DUT: Ignore unacceptable RST</li> <li>4. TESTER: Verify that the DUT remains in SYN-RCVD state</li> </ol>
Pass Criteria	<ol style="list-style-type: none"> <li>3. DUT: Ignore unacceptable RST</li> <li>4. TESTER: Verify that the DUT remains in SYN-RCVD state</li> </ol>
Test Iterations	
Notes	Derived from RFC 793 s3.4 p33 Establishing a connection (MUST)

4.8.6.3.3 TCP\_UNACCEPTABLE\_03: [syn-recv] unacceptable ACK -> RST [syn-recv]

Synopsis	TCP MUST send a RST after receiving an unacceptable ACK in SYN-RCVD state
Prerequisites	Check section prerequisites
Test setup	Topology 1
Test Input Parameters	Check section general Input Parameters
Test Procedure	<ol style="list-style-type: none"> <li>1. TESTER: Cause the DUT to move on to SYN-RCVD state at a &lt;wnp&gt;</li> <li>2. TESTER: Send a segment with an unacceptable ACK number</li> <li>3. DUT: Send a RST segment</li> </ol>
Pass Criteria	<ol style="list-style-type: none"> <li>3. DUT: Send a RST segment</li> </ol>
Test Iterations	
Notes	Derived from RFC 793 s3.4 p35 Establishing a Connection (MUST)

4.8.6.3.4 TCP\_UNACCEPTABLE\_04: [established] out-of-wdw SEQ / unacceptable ACK -> empty msg w/ SEQ [established]

Synopsis	TCP, in ESTABLISHED state, MUST return ACK with proper SEQ and ACK numbers after recv a seg with OTW SEQ or unacc ACK number, and remain in same state If the connection is in a synchronized state, any unacceptable segment (out of window sequence number or unacceptable acknowledgment number) must elicit only an empty acknowledgment segment containing the current send-sequence number and an acknowledgment indicating the next sequence number expected to be received, and the connection remains in the same state.
Prerequisites	Check section prerequisites
Test setup	Topology 1
Test Input Parameters	Check section general Input Parameters
Test Procedure	<ol style="list-style-type: none"> <li>1. TESTER: Cause DUT to move on to ESTABLISHED state</li> <li>2. TESTER: Send a data segment satisfying one of the following cases <ul style="list-style-type: none"> <li>- CASE 1: Data segment with out of window SEQ number</li> <li>- CASE 2: Data segment with an unacceptable ACK number</li> </ul> </li> <li>3. DUT: Send an ACK with current send SEQ number and ACK number indicating next SEQ number expected</li> <li>4. TESTER: Verify that the DUT remains in the ESTABLISHED state</li> </ol>
Pass Criteria	<ol style="list-style-type: none"> <li>3. DUT: Send an ACK with current send SEQ number and ACK number indicating next SEQ number expected</li> <li>4. TESTER: Verify that the DUT remains in the ESTABLISHED state</li> </ol>
Test Iterations	
Notes	Derived from RFC 793 s3.4 p37 Establishing a Connection (MUST)

4.8.6.3.5 TCP\_UNACCEPTABLE\_05: [listen] unacceptable ACK -> RST [listen]

Synopsis	TCP, in LISTEN state MUST send a RST after receiving a segment that is carrying an unacceptable ACK and remain in the same state
Prerequisites	Check section prerequisites
Test setup	Topology 1
Test Input Parameters	Check section general Input Parameters
Test Procedure	<ol style="list-style-type: none"> <li>1. TESTER: Cause DUT to move on to LISTEN state at a &lt;wnp&gt;</li> <li>2. TESTER: Send a segment with a flag set and with unacceptable ACK number</li> <li>3. DUT: Send a RST segment</li> <li>4. TESTER: Verify that the DUT remains in LISTEN state</li> </ol>
Pass Criteria	<ol style="list-style-type: none"> <li>3. DUT: Send a RST segment</li> <li>4. TESTER: Verify that the DUT remains in LISTEN state</li> </ol>
Test Iterations	<ol style="list-style-type: none"> <li>1. CASE: flag set = SYN,ACK</li> <li>2. CASE: flag set = ACK</li> </ol>
Notes	Derived from RFC 793 s3.4 p36 Establishing a Connection (MUST)



4.8.6.3.6 TCP\_UNACCEPTABLE\_06: [established] out-of-wdw SYN -> ACK (seq) [established]

Synopsis	TCP, in ESTABLISHED state, MUST send an ACK indicating the correct SEQ number it expects, after receiving a SYN with a SEQ number that is OTW
Prerequisites	Check section prerequisites
Test setup	Topology 1
Test Input Parameters	Check section general Input Parameters
Test Procedure	<ol style="list-style-type: none"> <li>1. TESTER: Cause DUT to move on to ESTABLISHED state</li> <li>2. TESTER: Send a SYN with a sequence number outside the window</li> <li>3. DUT: Send an ACK indicating next expected SEQ number</li> </ol>
Pass Criteria	3. DUT: Send an ACK indicating next expected SEQ number
Test Iterations	
Notes	Derived from RFC 793 s3.4 p34 Establishing a Connection (MUST)

4.8.6.3.7 TCP\_UNACCEPTABLE\_07: [listen] old SYN/ACK -> RST [listen]

Synopsis	TCP, in LISTEN state, MUST send a RST after receiving a spurious SYN,ACK that potentially corresponds to an old SYN
Prerequisites	Check section prerequisites
Test setup	Topology 1
Test Input Parameters	Check section general Input Parameters
Test Procedure	<ol style="list-style-type: none"> <li>1. TESTER: Cause DUT to move on to LISTEN state on a &lt;wnp&gt;</li> <li>2. TESTER: Send a SYN,ACK</li> <li>3. DUT: Send a RST</li> </ol>
Pass Criteria	3. DUT: Send a RST
Test Iterations	
Notes	Derived from RFC 793 s3.4 p35 Establishing a Connection (MUST)

4.8.6.3.8 TCP\_UNACCEPTABLE\_08: [syn-sent] unacceptable ACK -> RST(seq)

Synopsis	If the connection is in any non-synchronized state (LISTEN, SYN-SENT, SYN-RECEIVED), and the incoming segment acknowledges something not yet sent (the segment carries an unacceptable ACK), or if an incoming segment has a security level or compartment which does not exactly match the level and compartment requested for the connection, a reset is sent. (Note : This test checks for SYN-SENT state)
Prerequisites	Check section prerequisites
Test setup	Topology 1
Test Input Parameters	Check section general Input Parameters
Test Procedure	<ol style="list-style-type: none"> <li>1. TESTER: Cause DUT to move on to SYN-SENT state</li> <li>2. TESTER: Send a segment flag set and with unacceptable ACK number</li> <li>3. DUT: Send a RST control message with SEQ number same as the ACK number of the incoming segment</li> </ol>
Pass Criteria	<ol style="list-style-type: none"> <li>3. DUT: Send a RST control message with SEQ number same as the ACK number of the incoming segment</li> </ol>
Test Iterations	<ol style="list-style-type: none"> <li>1. CASE: flag set = SYN,ACK</li> <li>2. CASE: flag set = ACK</li> </ol>
Notes	Derived from RFC 793 s3.4 p36 Establishing a Connection (MUST)

4.8.6.3.9 TCP\_UNACCEPTABLE\_09: [finwait-1] out-of-wdw SEQ | unacceptable ACK -> ACK (seq, ack) [finwait-1]

Synopsis	TCP, in FINWAIT-1 state, MUST return an ACK with proper SEQ and ACK numbers after recv a seg with OTW SEQ or unacc ACK number, and remain in same state If the connection is in a synchronized state, any unacceptable segment (out of window sequence number or unacceptable acknowledgment number) must elicit only an empty acknowledgment segment containing the current send-sequence number and an acknowledgment indicating the next sequence number expected to be received, and the connection remains in the same state.
Prerequisites	Check section prerequisites
Test setup	Topology 1
Test Input Parameters	Check section general Input Parameters
Test Procedure	<ol style="list-style-type: none"> <li>1. TESTER: Cause DUT to move on to FINWAIT-1 state</li> <li>2. TESTER: Send a data segment satisfying one of the following cases <ul style="list-style-type: none"> <li>- CASE 1: Data segment with out of window SEQ number</li> <li>- CASE 2: Data segment with an unacceptable ACK number</li> </ul> </li> <li>3. DUT: Send an ACK with current send SEQ number and ACK number indicating next SEQ number expected</li> <li>4. TESTER: Verify that the DUT remains in FINWAIT-1 state</li> </ol>
Pass Criteria	<ol style="list-style-type: none"> <li>3. DUT: Send an ACK with current send SEQ number and ACK number indicating next SEQ number expected</li> <li>4. TESTER: Verify that the DUT remains in FINWAIT-1 state</li> </ol>
Test Iterations	
Notes	Derived from RFC 793 s3.4 p37 Establishing a Connection (MUST)

4.8.6.3.10 TCP\_UNACCEPTABLE\_10: [finwait-2] out-of-wdw SEQ | unacceptable ACK -> ACK (seq, ack) [finwait-2]

Synopsis	TCP, in FINWAIT-2 state, MUST return an ACK with proper SEQ and ACK numbers after recv a seg with OTW SEQ or unacc ACK number, and remain in same state If the connection is in a synchronized state, any unacceptable segment (out of window sequence number or unacceptable acknowledgment number) must elicit only an empty acknowledgment segment containing the current send-sequence number and an acknowledgment indicating the next sequence number expected to be received, and the connection remains in the same state.
Prerequisites	Check section prerequisites
Test setup	Topology 1
Test Input Parameters	Check section general Input Parameters
Test Procedure	<ol style="list-style-type: none"> <li>1. TESTER: Cause DUT to move on to FINWAIT-2 state</li> <li>2. TESTER: Send a data segment satisfying one of the following cases <ul style="list-style-type: none"> <li>- CASE 1: Data segment with out of window SEQ number</li> <li>- CASE 2: Data segment with an unacceptable ACK number</li> </ul> </li> <li>3. DUT: Send an ACK with current send SEQ number and ACK number indicating next SEQ number expected</li> <li>4. TESTER: Verify that the DUT remains in FINWAIT-2 state</li> </ol>
Pass Criteria	<ol style="list-style-type: none"> <li>3. DUT: Send an ACK with current send SEQ number and ACK number indicating next SEQ number expected</li> <li>4. TESTER: Verify that the DUT remains in FINWAIT-2 state</li> </ol>
Test Iterations	
Notes	Derived from RFC 793 s3.4 p37 Establishing a Connection (MUST)

4.8.6.3.11 TCP\_UNACCEPTABLE\_11: [closing] out-of-wdw SEQ | unacceptable ACK -> ACK (seq, ack) [closing]

Synopsis	TCP, in CLOSING state, MUST return an ACK with proper SEQ and ACK numbers after recv a seg with OTW SEQ or unacc ACK number, and remain in same state If the connection is in a synchronized state, any unacceptable segment (out of window sequence number or unacceptable acknowledgment number) must elicit only an empty acknowledgment segment containing the current send-sequence number and an acknowledgment indicating the next sequence number expected to be received, and the connection remains in the same state.
Prerequisites	Check section prerequisites
Test setup	Topology 1
Test Input Parameters	Check section general Input Parameters
Test Procedure	<ol style="list-style-type: none"> <li>1. TESTER: Cause DUT to move on to CLOSING state</li> <li>2. TESTER: Send a data segment satisfying one of the following cases <ul style="list-style-type: none"> <li>- CASE 1: Data segment with out of window SEQ number</li> <li>- CASE 2: Data segment with an unacceptable ACK number</li> </ul> </li> <li>3. DUT: Send an ACK with current send SEQ number and ACK number indicating next SEQ number expected</li> <li>4. TESTER: Verify that the DUT remains in CLOSING state</li> </ol>
Pass Criteria	<ol style="list-style-type: none"> <li>3. DUT: Send an ACK with current send SEQ number and ACK number indicating next SEQ number expected</li> <li>4. TESTER: Verify that the DUT remains in CLOSING state</li> </ol>
Test Iterations	
Notes	Derived from RFC 793 s3.4 p37 Establishing a Connection (MUST)

4.8.6.3.12 TCP\_UNACCEPTABLE\_12: [last-ack] out-of-wdw SEQ | unacceptable ACK -> ACK (seq, ack) [last-ack]

Synopsis	TCP, in LAST-ACK state, MUST return an ACK with proper SEQ and ACK numbers after recv a seg with OTW SEQ or unacc ACK number, and remain in same state If the connection is in a synchronized state, any unacceptable segment (out of window sequence number or unacceptable acknowledgment number) must elicit only an empty acknowledgment segment containing the current send-sequence number and an acknowledgment indicating the next sequence number expected to be received, and the connection remains in the same state.
Prerequisites	Check section prerequisites
Test setup	Topology 1
Test Input Parameters	Check section general Input Parameters
Test Procedure	<ol style="list-style-type: none"> <li>1. TESTER: Cause DUT to move on to LAST-ACK state</li> <li>2. TESTER: Send a data segment satisfying one of the following cases <ul style="list-style-type: none"> <li>- CASE 1: Data segment with out of window SEQ number</li> <li>- CASE 2: Data segment with an unacceptable ACK number</li> </ul> </li> <li>3. DUT: Send an ACK with current send SEQ number and ACK number indicating next SEQ number expected</li> <li>4. TESTER: Verify that the DUT remains in LAST-ACK state</li> </ol>
Pass Criteria	<ol style="list-style-type: none"> <li>3. DUT: Send an ACK with current send SEQ number and ACK number indicating next SEQ number expected</li> <li>4. TESTER: Verify that the DUT remains in LAST-ACK state</li> </ol>
Test Iterations	
Notes	Derived from RFC 793 s3.4 p37 Establishing a Connection (MUST)

4.8.6.3.13 TCP\_UNACCEPTABLE\_13: [time-wait] out-of-wdw SEQ | unacceptable ACK -> ACK (seq, ack) [time-wait]

Synopsis	TCP, in TIME-WAIT state, MUST return an ACK with proper SEQ and ACK numbers after recv a seg with OTW SEQ or unacc ACK number, and remain in same state If the connection is in a synchronized state, any unacceptable segment (out of window sequence number or unacceptable acknowledgment number) must elicit only an empty acknowledgment segment containing the current send-sequence number and an acknowledgment indicating the next sequence number expected to be received, and the connection remains in the same state.
Prerequisites	Check section prerequisites
Test setup	Topology 1
Test Input Parameters	Check section general Input Parameters
Test Procedure	<ol style="list-style-type: none"> <li>1. TESTER: Cause DUT to move on to TIME-WAIT state</li> <li>2. TESTER: Send a data segment satisfying one of the following cases <ul style="list-style-type: none"> <li>- CASE 1: Data segment with out of window SEQ number</li> <li>- CASE 2: Data segment with an unacceptable ACK number</li> </ul> </li> <li>3. DUT: Send an ACK with current send SEQ number and ACK number indicating next SEQ number expected</li> <li>4. TESTER: Verify that the DUT remains in TIME-WAIT state</li> </ol>
Pass Criteria	<ol style="list-style-type: none"> <li>3. DUT: Send an ACK with current send SEQ number and ACK number indicating next SEQ number expected</li> <li>4. TESTER: Verify that the DUT remains in TIME-WAIT state</li> </ol>
Test Iterations	
Notes	Derived from RFC 793 s3.4 p37 Establishing a Connection (MUST)



4.8.6.3.14 TCP\_UNACCEPTABLE\_14: [close-wait] out-of-wdw SEQ | unacceptable ACK -> ACK (seq, ack) [close-wait]

Synopsis	TCP, in CLOSE-WAIT state, MUST return ACK with proper SEQ and ACK numbers after recv a seg with OTW SEQ or unacc ACK number, and remain in same state If the connection is in a synchronized state, any unacceptable segment (out of window sequence number or unacceptable acknowledgment number) must elicit only an empty acknowledgment segment containing the current send-sequence number and an acknowledgment indicating the next sequence number expected to be received, and the connection remains in the same state.
Prerequisites	Check section prerequisites
Test setup	Topology 1
Test Input Parameters	Check section general Input Parameters
Test Procedure	<ol style="list-style-type: none"> <li>1. TESTER: Cause DUT to move on to CLOSE-WAIT state</li> <li>2. TESTER: Send a data segment satisfying one of the following cases <ul style="list-style-type: none"> <li>- CASE 1: Data segment with out of window SEQ number</li> <li>- CASE 2: Data segment with an unacceptable ACK number</li> </ul> </li> <li>3. DUT: Send an ACK with current send SEQ number and ACK number indicating next SEQ number expected</li> <li>4. TESTER: Verify that the DUT stays in CLOSE-WAIT state</li> </ol>
Pass Criteria	<ol style="list-style-type: none"> <li>3. DUT: Send an ACK with current send SEQ number and ACK number indicating next SEQ number expected</li> <li>4. TESTER: Verify that the DUT stays in CLOSE-WAIT state</li> </ol>
Test Iterations	
Notes	Derived from RFC 793 s3.4 p37 Establishing a Connection (MUST)

**4.8.6.4 Processing TCP RECEIVE Calls Received from the Application Layer**

4.8.6.4.1 TCP\_CALL\_RECEIVE\_04: Receive: Reassemble queues incoming segments [established | finwait-1 | finwait-2]

Synopsis	If RECEIVE call arrives in ESTABLISHED, FINWAIT-1 or FINWAIT-2 state, TCP MUST reassemble queued incoming segments and return to the application
Prerequisites	Check section prerequisites
Test setup	Topology 1
Test Input Parameters	Support of ETM Service Primitive SHUTDOWN Check section general Input Parameters
Test Procedure	<ol style="list-style-type: none"> <li>1. TESTER: Cause the DUT to move on to the &lt;wst&gt; state</li> <li>2. TESTER: Send &lt;nss&gt; number of small sized &lt;ssz&gt; data segments</li> <li>3. TESTER: Cause the application on the DUT-side to issue a RECEIVE call having more than &lt;nss&gt;*&lt;ssz&gt; buffer size</li> <li>4. DUT: Issues a RECEIVE call</li> <li>5. TESTER: Verify that the DUT returns the reassembled data to the receiving application</li> </ol>
Pass Criteria	5. TESTER: Verify that the DUT returns the reassembled data to the receiving application
Test Iterations	<ol style="list-style-type: none"> <li>1. CASE: &lt;wst&gt; = ESTABLISHED</li> <li>2. CASE: &lt;wst&gt; = FINWAIT-1</li> <li>3. CASE: &lt;wst&gt; = FINWAIT-2</li> </ol>
Notes	Derived from RFC 793 s3.9 p58 Event Processing (MUST)

4.8.6.4.2 TCP\_CALL\_RECEIVE\_05: Receive: Queued data [close-wait]

Synopsis	If RECEIVE call arrives on CLOSE-WAIT state and there is data awaiting delivery, TCP MUST return the data to the application
Prerequisites	Check section prerequisites
Test setup	Topology 1
Test Input Parameters	Check section general Input Parameters
Test Procedure	<ol style="list-style-type: none"> <li>1. TESTER: Cause the DUT to move on to ESTABLISHED state</li> <li>2. TESTER: Send a data segment with FIN flag set</li> <li>3. TESTER: Cause the application on the DUT-side to issue a RECEIVE call</li> <li>4. DUT: Issues a RECEIVE call</li> <li>5. TESTER: Verify that the DUT returns the data to the receiving application</li> </ol>
Pass Criteria	5. TESTER: Verify that the DUT returns the data to the receiving application
Test Iterations	
Notes	Derived from RFC 793 s3.9 p59 Event Processing (MUST)

### 4.8.6.5 Processing TCP ABORT Calls Received from the Application Layer

#### 4.8.6.5.1 TCP\_CALL\_ABORT\_02: Abort: Closing connection [established] -> [closed]

Synopsis	For ABORT call in ESTABLISHED state TCP MUST enter CLOSED state
Prerequisites	Check section prerequisites
Test setup	Topology 1
Test Input Parameters	Check section general Input Parameters
Test Procedure	<ol style="list-style-type: none"> <li>1. TESTER: Cause the DUT to move on to ESTABLISHED state</li> <li>2. TESTER: Cause the application to issue an ABORT call</li> <li>3. DUT: Send a RST control message</li> <li>4. TESTER: Verify that the DUT moves on to CLOSED state</li> </ol>
Pass Criteria	<ol style="list-style-type: none"> <li>3. DUT: Send a RST control message</li> <li>4. TESTER: Verify that the DUT moves on to CLOSED state</li> </ol>
Test Iterations	
Notes	Derived from RFC 793 s3.9 p62 Event Processing (MUST)

## 4.8.6.5.2 TCP\_CALL\_ABORT\_03: Abort: Closing connection [closing | last-ack | time-wait] -&gt; [closed]

Synopsis	For ABORT call on CLOSING, LAST-ACK or TIME-WAIT state, TCP MUST respond with \"ok\" and enter CLOSED state
Prerequisites	Check section prerequisites
Test setup	Topology 1
Test Input Parameters	Support of ETM Service Primitive SHUTDOWN Check section general Input Parameters
Test Procedure	<ol style="list-style-type: none"> <li>1. TESTER: Cause the DUT to move on to the &lt;wst&gt; state</li> <li>2. TESTER: Cause the application on the DUT-side to issue an ABORT call</li> <li>3. DUT: Issues an ABORT call</li> <li>4. TESTER: Verify that the DUT responds with \"ok\" to the application</li> <li>5. TESTER: Verify that the DUT moves on to CLOSED state</li> </ol>
Pass Criteria	<ol style="list-style-type: none"> <li>4. TESTER: Verify that the DUT responds with \"ok\" to the application</li> <li>5. TESTER: Verify that the DUT moves on to CLOSED state</li> </ol>
Test Iterations	<ol style="list-style-type: none"> <li>1. CASE: &lt;wst&gt; = CLOSING</li> <li>2. CASE: &lt;wst&gt; = LAST-ACK</li> <li>3. CASE: &lt;wst&gt; = TIME-WAIT</li> </ol>
Notes	Derived from RFC 793 s3.9 p62 Event Processing (MUST)

#### 4.8.6.6 TCP Packet Flag Generation in Response to Receiving Invalid Packets

##### 4.8.6.6.1 TCP\_FLAGS\_INVALID\_01: [listen] RST -> ignore

Synopsis	TCP MUST ignore an incoming segment with RST flag in LISTEN state
Prerequisites	Check section prerequisites
Test setup	Topology 1
Test Input Parameters	Check section general Input Parameters
Test Procedure	<ol style="list-style-type: none"> <li>1. TESTER: Cause DUT to move on to LISTEN state at a &lt;wnp&gt;</li> <li>2. TESTER: Send a segment with SYN and RST</li> <li>3. DUT: Do not send any response</li> <li>4. TESTER: Verify that the DUT remains in the LISTEN state</li> </ol>
Pass Criteria	<ol style="list-style-type: none"> <li>3. DUT: Do not send any response</li> <li>4. TESTER: Verify that the DUT remains in the LISTEN state</li> </ol>
Test Iterations	
Notes	Derived from RFC 793 s3.9 p65 Event Processing (MUST)

4.8.6.6.2 TCP\_FLAGS\_INVALID\_02: [listen] ACK-> RST(seq <- ack) [listen]

Synopsis	TCP in LISTEN state, TCP MUST send RST in response to incoming segment with ACK and remain in the same state, SEQ number of RST is taken from SEG.ACK
Prerequisites	Check section prerequisites
Test setup	Topology 1
Test Input Parameters	Check section general Input Parameters
Test Procedure	<ol style="list-style-type: none"> <li>1. TESTER: Cause DUT to move on to LISTEN state at a &lt;wnp&gt;</li> <li>2. TESTER: Send a segment with SYN and ACK</li> <li>3. DUT: Send a RST control message with SEQ number same as the ACK number of the incoming segment</li> <li>4. TESTER: Verify that the DUT remains in the LISTEN state</li> </ol>
Pass Criteria	<ol style="list-style-type: none"> <li>3. DUT: Send a RST control message with SEQ number same as the ACK number of the incoming segment</li> <li>4. TESTER: Verify that the DUT remains in the LISTEN state</li> </ol>
Test Iterations	
Notes	Derived from RFC 793 s3.9 p65 Event Processing (MUST)

4.8.6.6.3 TCP\_FLAGS\_INVALID\_03: [syn-sent] ACK/RST-> ignore

Synopsis	TCP in SYN-SENT state MUST ignore a segment carrying an unacceptable ACK and RST
Prerequisites	Check section prerequisites
Test setup	Topology 1
Test Input Parameters	Check section general Input Parameters
Test Procedure	<ol style="list-style-type: none"> <li>1. TESTER: Cause DUT to move on to SYN-SENT state</li> <li>2. TESTER: Send a segment having both ACK and RST flags with unacceptable ACK number</li> <li>3. DUT: Do not send any response</li> <li>4. TESTER: Verify that the DUT remains in SYN-SENT state</li> </ol>
Pass Criteria	<ol style="list-style-type: none"> <li>3. DUT: Do not send any response</li> <li>4. TESTER: Verify that the DUT remains in SYN-SENT state</li> </ol>
Test Iterations	
Notes	Derived from RFC 793 s3.9 p66 Event Processing (MUST)



4.8.6.6.4 TCP\_FLAGS\_INVALID\_04: [syn-sent] RST-> ignore

Synopsis	TCP, in SYN-SENT state MUST ignore a RST control message
Prerequisites	Check section prerequisites
Test setup	Topology 1
Test Input Parameters	Check section general Input Parameters
Test Procedure	<ol style="list-style-type: none"> <li>1. TESTER: Cause DUT to move on to SYN-SENT state</li> <li>2. TESTER: Send a RST control message</li> <li>3. DUT: Do not send any response</li> <li>4. TESTER: Verify that the DUT remains in SYN-SENT state</li> </ol>
Pass Criteria	<ol style="list-style-type: none"> <li>3. DUT: Do not send any response</li> <li>4. TESTER: Verify that the DUT remains in SYN-SENT state</li> </ol>
Test Iterations	
Notes	Derived from RFC 793 s3.9 p67 Event Processing (MUST)

4.8.6.6.5 TCP\_FLAGS\_INVALID\_05: [syn-sent] ACK/RST-> [CLOSED]

Synopsis	TCP, in SYN-SENT state MUST move on to CLOSED state after receiving a segment with ACK and RST and acceptable ACK number
Prerequisites	Check section prerequisites
Test setup	Topology 1
Test Input Parameters	Check section general Input Parameters
Test Procedure	<ol style="list-style-type: none"> <li>1. TESTER: Cause DUT to move on to SYN-SENT state</li> <li>2. TESTER: Send a segment a flag set along with RST flag with acceptable ACK number</li> <li>3. DUT: Goes to CLOSED state</li> <li>4. TESTER: Verify that the DUT moves on to CLOSED state</li> </ol>
Pass Criteria	<ol style="list-style-type: none"> <li>3. DUT: Goes to CLOSED state</li> <li>4. TESTER: Verify that the DUT moves on to CLOSED state</li> </ol>
Test Iterations	<ol style="list-style-type: none"> <li>1. CASE: flag set = SYN,ACK</li> <li>2. CASE: flag set = ACK</li> </ol>
Notes	Derived from RFC 793 s3.9 p67 Event Processing (MUST)

4.8.6.6.6 TCP\_FLAGS\_INVALID\_06: [syn-sent] no syn/no rst-> do nothing

Synopsis	TCP, in SYN-SENT state MUST drop the packet and remain in the same state after receiving a segment with neither SYN nor RST flag set
Prerequisites	Check section prerequisites
Test setup	Topology 1
Test Input Parameters	Check section general Input Parameters
Test Procedure	<ol style="list-style-type: none"> <li>1. TESTER: Cause DUT to move on to SYN-SENT state</li> <li>2. TESTER: Send a segment of type &lt;stp&gt; along with ACK flag with acceptable ACK number</li> <li>3. DUT: DUT does not change state</li> <li>4. TESTER: Verify that the DUT does not send a SYN, ACK and remains in SYN-SENT state</li> </ol>
Pass Criteria	<ol style="list-style-type: none"> <li>3. DUT: DUT does not change state</li> <li>4. TESTER: Verify that the DUT does not send a SYN, ACK and remains in SYN-SENT state</li> </ol>
Test Iterations	<ol style="list-style-type: none"> <li>1. CASE: &lt;stp&gt; = no data</li> <li>2. CASE: &lt;stp&gt; = data</li> </ol>
Notes	Derived from RFC 793 s3.9 p68 Event Processing (MUST)

4.8.6.6.7 TCP\_FLAGS\_INVALID\_07: [syn-rcvd] !RST(otw SEQ)-> ACK(SEQ)

Synopsis	TCP, in SYN-RCVD state, MUST send ACK with next expected SEQ num on receiving any segment (without RST) with OTW SEQ number and remain in the same state
Prerequisites	Check section prerequisites
Test setup	Topology 1
Test Input Parameters	Check section general Input Parameters
Test Procedure	<ol style="list-style-type: none"> <li>1. TESTER: Cause DUT to move on to SYN-RCVD state</li> <li>2. TESTER: Send a segment with a flag set, RST=0 and with an unacceptable SEQ number</li> <li>3. DUT: Send an ACK with ACK number indicating the correct expected next SEQ number</li> <li>4. TESTER: Verify that the DUT remains in SYN-RCVD state</li> </ol>
Pass Criteria	<ol style="list-style-type: none"> <li>3. DUT: Send an ACK with ACK number indicating the correct expected next SEQ number</li> <li>4. TESTER: Verify that the DUT remains in SYN-RCVD state</li> </ol>
Test Iterations	<ol style="list-style-type: none"> <li>1. CASE: flag set = SYN</li> <li>2. CASE: flag set = SYN,ACK</li> <li>3. CASE: flag set = ACK</li> <li>4. CASE: flag set = FIN</li> <li>5. CASE: flag set = Data segment</li> </ol>
Notes	Derived from RFC 793 s3.9 p69 Event Processing (MUST)

4.8.6.6.8 TCP\_FLAGS\_INVALID\_08: [established] (otw SEQ)-> ACK(seq) [established]

Synopsis	TCP, in ESTABLISHED state, MUST send an ACK with next expected SEQ number after recv any segment with OTW SEQ number and remain in the same state
Prerequisites	Check section prerequisites
Test setup	Topology 1
Test Input Parameters	Check section general Input Parameters
Test Procedure	<ol style="list-style-type: none"> <li>1. TESTER: Cause the DUT to move on to ESTABLISHED state</li> <li>2. TESTER: Send a segment with a flag set, RST=0 and with an unacceptable SEQ number</li> <li>3. DUT: Send an ACK with ACK number indicating the correct expected next SEQ number</li> <li>4. TESTER: Verify that the DUT remains in ESTABLISHED state</li> </ol>
Pass Criteria	<ol style="list-style-type: none"> <li>3. DUT: Send an ACK with ACK number indicating the correct expected next SEQ number</li> <li>4. TESTER: Verify that the DUT remains in ESTABLISHED state</li> </ol>
Test Iterations	<ol style="list-style-type: none"> <li>1. CASE: flag set = SYN</li> <li>2. CASE: flag set = SYN,ACK</li> <li>3. CASE: flag set = ACK</li> <li>4. CASE: flag set = FIN</li> <li>5. CASE: flag set = Data segment</li> </ol>
Notes	Derived from RFC 793 s3.9 p69 Event Processing (MUST)

4.8.6.6.9 TCP\_FLAGS\_INVALID\_09: [finwait-1] (otw SEQ)-> ACK(seq) [finwait-1]

Synopsis	TCP, in FINWAIT-1 state, MUST send ACK with next expected SEQ number after receiving any segment with OTW SEQ number and remain in the same state
Prerequisites	Check section prerequisites
Test setup	Topology 1
Test Input Parameters	Check section general Input Parameters
Test Procedure	<ol style="list-style-type: none"> <li>1. TESTER: Cause the DUT to move on to FINWAIT-1 state</li> <li>2. TESTER: Send a segment with a flag set, RST=0 and with an unacceptable SEQ number</li> <li>3. DUT: Send an ACK with ACK number indicating the correct expected next SEQ number</li> <li>4. TESTER: Verify that the DUT remains in FINWAIT-1 state</li> </ol>
Pass Criteria	<ol style="list-style-type: none"> <li>3. DUT: Send an ACK with ACK number indicating the correct expected next SEQ number</li> <li>4. TESTER: Verify that the DUT remains in FINWAIT-1 state</li> </ol>
Test Iterations	<ol style="list-style-type: none"> <li>1. CASE: flag set = SYN</li> <li>2. CASE: flag set = SYN,ACK</li> <li>3. CASE: flag set = ACK</li> <li>4. CASE: flag set = FIN</li> <li>5. CASE: flag set = Data segment</li> </ol>
Notes	Derived from RFC 793 s3.9 p69 Event Processing Control Protocol (TCP) (MUST)

4.8.6.6.10 TCP\_FLAGS\_INVALID\_10: [finwait-2] (otw SEQ)-> ACK(seq) [finwait-2]

Synopsis	TCP, in FINWAIT-2 state, MUST send ACK with next expected SEQ number after receiving any segment with OTW SEQ number and remain in the same state
Prerequisites	Check section prerequisites
Test setup	Topology 1
Test Input Parameters	Check section general Input Parameters
Test Procedure	<ol style="list-style-type: none"> <li>1. TESTER: Cause the DUT to move on to FINWAIT-2 state</li> <li>2. TESTER: Send a segment with a flag set, RST=0 and with an unacceptable SEQ number</li> <li>3. DUT: Send an ACK with ACK number indicating the correct expected next SEQ number</li> <li>4. TESTER: Verify that the DUT remains in FINWAIT-2 state</li> </ol>
Pass Criteria	<ol style="list-style-type: none"> <li>3. DUT: Send an ACK with ACK number indicating the correct expected next SEQ number</li> <li>4. TESTER: Verify that the DUT remains in FINWAIT-2 state</li> </ol>
Test Iterations	<ol style="list-style-type: none"> <li>1. CASE: flag set = SYN</li> <li>2. CASE: flag set = SYN,ACK</li> <li>3. CASE: flag set = ACK</li> <li>4. CASE: flag set = FIN</li> <li>5. CASE: flag set = Data segment</li> </ol>
Notes	Derived from RFC 793 s3.9 p69 Event Processing (MUST)

4.8.6.6.11 TCP\_FLAGS\_INVALID\_11: [close-wait] (otw SEQ)-> ACK(seq) [close-wait]

Synopsis	TCP, in CLOSE-WAIT state, MUST send an ACK with next expected SEQ number after recv any segment with OTW SEQ number and remain in the same state
Prerequisites	Check section prerequisites
Test setup	Topology 1
Test Input Parameters	Check section general Input Parameters
Test Procedure	<ol style="list-style-type: none"> <li>1. TESTER: Cause the DUT to move on to CLOSE-WAIT state</li> <li>2. TESTER: Send a segment with a flag set, RST=0 and with an unacceptable SEQ number</li> <li>3. DUT: Send an ACK with ACK number indicating the correct expected next SEQ number</li> <li>4. TESTER: Verify that the DUT remains in CLOSE-WAIT state</li> </ol>
Pass Criteria	<ol style="list-style-type: none"> <li>3. DUT: Send an ACK with ACK number indicating the correct expected next SEQ number</li> <li>4. TESTER: Verify that the DUT remains in CLOSE-WAIT state</li> </ol>
Test Iterations	<ol style="list-style-type: none"> <li>1. CASE: flag set = SYN</li> <li>2. CASE: flag set = SYN,ACK</li> <li>3. CASE: flag set = ACK</li> <li>4. CASE: flag set = FIN</li> <li>5. CASE: flag set = Data segment</li> </ol>
Notes	Derived from RFC 793 s3.9 p69 Event Processing (MUST)



4.8.6.6.12 TCP\_FLAGS\_INVALID\_12: [closing] (otw SEQ)-> ACK(seq) [closing]

Synopsis	TCP, in CLOSING state, MUST send an ACK with next expected SEQ number after receiving any segment with OTW SEQ number and remain in the same state
Prerequisites	Check section prerequisites
Test setup	Topology 1
Test Input Parameters	Check section general Input Parameters
Test Procedure	<ol style="list-style-type: none"> <li>1. TESTER: Cause the DUT to move on to CLOSING state</li> <li>2. TESTER: Send a segment with a flag set, RST=0 and with an unacceptable SEQ number</li> <li>3. DUT: Send an ACK with ACK number indicating the correct expected next SEQ number</li> <li>4. TESTER: Verify that the DUT remains in CLOSING state</li> </ol>
Pass Criteria	<ol style="list-style-type: none"> <li>3. DUT: Send an ACK with ACK number indicating the correct expected next SEQ number</li> <li>4. TESTER: Verify that the DUT remains in CLOSING state</li> </ol>
Test Iterations	<ol style="list-style-type: none"> <li>1. CASE: flag set = SYN</li> <li>2. CASE: flag set = SYN,ACK</li> <li>3. CASE: flag set = ACK</li> <li>4. CASE: flag set = FIN</li> <li>5. CASE: flag set = Data segment</li> </ol>
Notes	Derived from RFC 793 s3.9 p69 Event Processing (MUST)

4.8.6.6.13 TCP\_FLAGS\_INVALID\_13: [last-ack] (otw SEQ)-> ACK(seq) [last-ack]

Synopsis	TCP, in LAST-ACK state, MUST send an ACK with next expected SEQ number after receiving any segment with OTW SEQ number and remain in the same state
Prerequisites	Check section prerequisites
Test setup	Topology 1
Test Input Parameters	Check section general Input Parameters
Test Procedure	<ol style="list-style-type: none"> <li>1. TESTER: Cause the DUT to move on to LAST-ACK state</li> <li>2. TESTER: Send a segment with a flag set, RST=0 and with an unacceptable SEQ number</li> <li>3. DUT: Send an ACK with ACK number indicating the correct expected next SEQ number</li> <li>4. TESTER: Verify that the DUT remains in LAST-ACK state</li> </ol>
Pass Criteria	<ol style="list-style-type: none"> <li>3. DUT: Send an ACK with ACK number indicating the correct expected next SEQ number</li> <li>4. TESTER: Verify that the DUT remains in LAST-ACK state</li> </ol>
Test Iterations	<ol style="list-style-type: none"> <li>1. CASE: flag set = SYN</li> <li>2. CASE: flag set = SYN,ACK</li> <li>3. CASE: flag set = ACK</li> <li>4. CASE: flag set = FIN</li> <li>5. CASE: flag set = Data segment</li> </ol>
Notes	Derived from RFC 793 s3.9 p69 Event Processing (MUST)

4.8.6.6.14 TCP\_FLAGS\_INVALID\_14: [time-wait] [otw SEQ]-> ACK(seq) [time-wait]

Synopsis	TCP, in TIME-WAIT state, MUST send an ACK with next expected SEQ number after recv any segment with OTW SEQ number and remain in the same state
Prerequisites	Check section prerequisites
Test setup	Topology 1
Test Input Parameters	Check section general Input Parameters
Test Procedure	<ol style="list-style-type: none"> <li>1. TESTER: Cause the DUT to move on to TIME-WAIT state</li> <li>2. TESTER: Send a segment with a flag set, RST=0 and with an unacceptable SEQ number</li> <li>3. DUT: Send an ACK with ACK number indicating the correct expected next SEQ number</li> <li>4. TESTER: Verify DUT remains in TIME-WAIT state for other cases</li> </ol>
Pass Criteria	<ol style="list-style-type: none"> <li>3. DUT: Send an ACK with ACK number indicating the correct expected next SEQ number</li> <li>4. TESTER: Verify DUT remains in TIME-WAIT state for other cases</li> </ol>
Test Iterations	<ol style="list-style-type: none"> <li>1. CASE: flag set = FIN</li> <li>2. CASE: flag set = Data segment</li> </ol>
Notes	Derived from RFC 793 s3.9 p69 Event Processing (MUST)

4.8.6.6.15 TCP\_FLAGS\_INVALID\_15: [!closed & !syn-sent & !listen] RST(otw SEQ) -> ignore

Synopsis	TCP, in any state other than CLOSED, SYN-SENT and LISTEN states, MUST ignore a RST segment with OTW SEQ number
Prerequisites	Check section prerequisites
Test setup	Topology 1
Test Input Parameters	Check section general Input Parameters
Test Procedure	<ol style="list-style-type: none"> <li>1. TESTER: Cause the DUT to move on to &lt;wst&gt; state</li> <li>2. TESTER: Send a RST segment with an unacceptable SEQ number</li> <li>3. DUT: Do not send any response</li> <li>4. TESTER: Verify that the DUT remains in &lt;wst&gt; state</li> </ol>
Pass Criteria	<ol style="list-style-type: none"> <li>3. DUT: Do not send any response</li> <li>4. TESTER: Verify that the DUT remains in &lt;wst&gt; state</li> </ol>
Test Iterations	<ol style="list-style-type: none"> <li>1. CASE: &lt;wst&gt; = SYN-RECEIVED</li> <li>2. CASE: &lt;wst&gt; = ESTABLISHED</li> <li>3. CASE: &lt;wst&gt; = FINWAIT-1</li> <li>4. CASE: &lt;wst&gt; = FINWAIT-2</li> <li>5. CASE: &lt;wst&gt; = CLOSE-WAIT</li> <li>6. CASE: &lt;wst&gt; = CLOSING</li> <li>7. CASE: &lt;wst&gt; = LAST-ACK</li> <li>8. CASE: &lt;wst&gt; = TIME-WAIT</li> </ol>
Notes	Derived from RFC 793 s3.9 p69 Event Processing (MUST)

### 4.8.6.7 Processing TCP Flags

#### 4.8.6.7.1 TCP\_FLAGS\_PROCESSING\_02: [established | FinWait-1 | FinWait-2 | Close-Wait] RST -> [closed]

Synopsis	TCP, in SYNC-RCVD, ESTABLISHED, FINWAIT-1, FINWAIT-2, CLOSE-WAIT states, MUST return to CLOSED state on RESET
Prerequisites	Check section prerequisites
Test setup	Topology 1
Test Input Parameters	Check section general Input Parameters
Test Procedure	<ol style="list-style-type: none"> <li>1. TESTER: Cause the DUT to move on to &lt;wst&gt; state</li> <li>2. TESTER: Send a RST segment</li> <li>3. DUT: Moves to CLOSED state</li> <li>4. TESTER: Verify that the DUT moves on to CLOSED state</li> </ol>
Pass Criteria	3. TESTER: Verify that the DUT moves on to CLOSED state
Test Iterations	<ol style="list-style-type: none"> <li>1. CASE: &lt;wst&gt; = SYN-RCVD</li> <li>2. CASE: &lt;wst&gt; = ESTABLISHED</li> <li>3. CASE: &lt;wst&gt; = FINWAIT-1</li> <li>4. CASE: &lt;wst&gt; = FINWAIT-2</li> <li>5. CASE: &lt;wst&gt; = CLOSE-WAIT</li> </ol>
Notes	Derived from RFC 793 s3.9 p70 Event Processing (MUST)

4.8.6.7.2 TCP\_FLAGS\_PROCESSING\_05: [syn-rcvd] SYN -> [closed]

Synopsis	TCP, in SYN-RCVD state, MUST go to LISTEN state, on recv a seg with SYN in window
Prerequisites	Check section prerequisites
Test setup	Topology 1
Test Input Parameters	Check section general Input Parameters
Test Procedure	<ol style="list-style-type: none"> <li>1. TESTER: Cause the DUT to move on to SYN-RCVD state</li> <li>2. TESTER: Send a segment of type Stp</li> <li>3. DUT: Return to Listen state</li> <li>4. TESTER: Verify that the DUT moves on to LISTEN state</li> </ol>
Pass Criteria	<ol style="list-style-type: none"> <li>3. DUT: Return to Listen state</li> <li>4. TESTER: Verify that the DUT moves on to LISTEN state</li> </ol>
Test Iterations	<ol style="list-style-type: none"> <li>1. CASE: &lt;stp&gt; = SYN in window</li> <li>2. CASE: &lt;stp&gt; = SYN,ACK in window</li> </ol>
Notes	Derived from RFC1122, chapter 4.2.2.20 (e), p94 (MUST)

4.8.6.7.3 TCP\_FLAGS\_PROCESSING\_06: [time-wait] FIN -> FIN/ACK

Synopsis	TCP, in TIME-WAIT state, MUST acknowledge a retransmitted FIN and restart the 2*MSL time-out
Prerequisites	Check section prerequisites
Test setup	Topology 1
Test Input Parameters	Check section general Input Parameters
Test Procedure	<ol style="list-style-type: none"> <li>1. TESTER: Cause the DUT to move on to TIME-WAIT state</li> <li>2. TESTER: Send the last FIN once more</li> <li>3. DUT: Send ACK for the retransmitted FIN</li> <li>4. TESTER: Wait for 1.5*MSL time</li> <li>5. TESTER: Verify that the DUT remains in TIME-WAIT state</li> </ol>
Pass Criteria	<ol style="list-style-type: none"> <li>3. DUT: Send ACK for the retransmitted FIN</li> <li>5. TESTER: Verify that the DUT remains in TIME-WAIT state</li> </ol>
Test Iterations	
Notes	Derived from RFC 793 s3.9 p73 Event Processing (MUST)

4.8.6.7.4 TCP\_FLAGS\_PROCESSING\_07: [close-wait | closing | last-ack | time-wait] URG -> ignore

Synopsis	TCP, in CLOSE-WAIT, CLOSING, LAST-ACK or TIME-WAIT state, MUST ignore any segment with only URG flag set
Prerequisites	Check section prerequisites
Test setup	Topology 1
Test Input Parameters	Check section general Input Parameters
Test Procedure	<ol style="list-style-type: none"> <li>1. TESTER: Cause the DUT to move on to &lt;wst&gt; state</li> <li>2. TESTER: Send a data segment with only URG flag set</li> <li>3. DUT: Do not send any response</li> </ol>
Pass Criteria	3. DUT: Do not send any response
Test Iterations	<ol style="list-style-type: none"> <li>1. CASE: &lt;wst&gt; = CLOSE-WAIT</li> <li>2. CASE: &lt;wst&gt; = CLOSING</li> <li>3. CASE: &lt;wst&gt; = LAST-ACK</li> <li>4. CASE: &lt;wst&gt; = TIME-WAIT</li> </ol>
Notes	Derived from RFC 793 s3.9 p74 Event Processing (MUST)



4.8.6.7.5 TCP\_FLAGS\_PROCESSING\_08: [closed| listen | syn-sent] FIN -> ignore

Synopsis	TCP, in CLOSED, LISTEN or SYN-SENT state, MUST not process a FIN
Prerequisites	Check section prerequisites
Test setup	Topology 1
Test Input Parameters	Check section general Input Parameters
Test Procedure	<ol style="list-style-type: none"> <li>1. TESTER: Cause the DUT to move on to &lt;wst&gt; state</li> <li>2. TESTER: Send a FIN</li> <li>3. DUT: in SYN-SENT or LISTEN state : Do not send any response or retransmit SYN In CLOSED state : send a RST segment</li> <li>4. TESTER: Verify that the DUT remains in &lt;wst&gt; state</li> </ol>
Pass Criteria	<ol style="list-style-type: none"> <li>1. DUT: in SYN-SENT or LISTEN state : Do not send any response or retransmit SYN In CLOSED state : send a RST segment</li> <li>4. TESTER: Verify that the DUT remains in &lt;wst&gt; state</li> </ol>
Test Iterations	<ol style="list-style-type: none"> <li>1. CASE: &lt;wst&gt; = CLOSED</li> <li>2. CASE: &lt;wst&gt; = LISTEN</li> <li>3. CASE: &lt;wst&gt; = SYN-SENT</li> </ol>
Notes	Derived from RFC 793 s3.9 p75 Event Processing (MUST)

4.8.6.7.6 TCP\_FLAGS\_PROCESSING\_09: [close-wait| closing | last-ack] FIN -> ignore

Synopsis	TCP, in CLOSE-WAIT, CLOSING or LAST-ACK state, MUST not change state after receiving a FIN
Prerequisites	Check section prerequisites
Test setup	Topology 1
Test Input Parameters	Check section general Input Parameters
Test Procedure	<ol style="list-style-type: none"> <li>1. TESTER: Cause the DUT to move on to &lt;wst&gt; state</li> <li>2. TESTER: Send a FIN segment with ACK flag set and &lt;Ack number&gt;</li> <li>3. DUT: Do not change state</li> <li>4. TESTER: Verify that the DUT remains in &lt;wst&gt; state</li> </ol>
Pass Criteria	4. TESTER: Verify that the DUT remains in <wst> state
Test Iterations	<ol style="list-style-type: none"> <li>1. CASE: &lt;wst&gt; = CLOSE-WAIT; &lt;Ack number&gt; = valid Ack no</li> <li>2. CASE: &lt;wst&gt; = CLOSING; &lt;Ack number&gt; = invalid Ack no (not acknowledge the FIN previously transmitted by the DUT)</li> <li>3. CASE: &lt;wst&gt; = LAST-ACK; &lt;Ack number&gt; = invalid Ack no (not acknowledge the FIN previously transmitted by the DUT)</li> </ol>
Notes	Derived from RFC 793 s3.9 p75 Event Processing (MUST)

4.8.6.7.7 TCP\_FLAGS\_PROCESSING\_10: [established] piggybacking

Synopsis	TCP, in ESTABLISHED state, SHOULD piggyback acknowledgement with a segment being transmitted (whenever possible) without incurring undue delay
Prerequisites	Check section prerequisites
Test setup	Topology 1
Test Input Parameters	Check section general Input Parameters
Test Procedure	<ol style="list-style-type: none"> <li>1. TESTER: Cause the DUT to move on to ESTABLISHED state</li> <li>2. TESTER: Cause the application on the DUT-side to issue a SEND call for data of size equal to the receive window of TESTER</li> <li>3. DUT: Send the data segment</li> <li>4. TESTER: Cause the application to issue one more SEND call for data</li> <li>5. DUT: Do not send this data segment</li> <li>6. TESTER: Send a data segment with ACK for the previous received segment</li> <li>7. DUT: Send the pending data segment piggybacking the acknowledgement within 0.5 sec</li> </ol>
Pass Criteria	<ol style="list-style-type: none"> <li>3. DUT: Send the data segment</li> <li>5. DUT: Do not send this data segment</li> <li>7. DUT: Send the pending data segment piggybacking the acknowledgement within 0.5 sec</li> </ol>
Test Iterations	
Notes	Derived from RFC 793 s3.9 p74 Event Processing (SHOULD)

4.8.6.7.8 TCP\_FLAGS\_PROCESSING\_11: [established] duplicate ACK -> ignore

Synopsis	TCP, in ESTABLISHED state, MUST ignore a duplicate ACK
Prerequisites	Check section prerequisites
Test setup	Topology 1
Test Input Parameters	Check section general Input Parameters
Test Procedure	<ol style="list-style-type: none"> <li>1. TESTER: Cause DUT to move to ESTABLISHED state</li> <li>2. TESTER: Send the last ACK once more</li> <li>3. DUT: Do not send any response</li> <li>4. TESTER: Verify that the DUT remains in ESTABLISHED state</li> </ol>
Pass Criteria	<ol style="list-style-type: none"> <li>3. DUT: Do not send any response</li> <li>4. TESTER: Verify that the DUT remains in ESTABLISHED state</li> </ol>
Test Iterations	
Notes	Derived from RFC 793 s3.9 p72 Event Processing (MUST)

### 4.8.6.8 Closing a TCP Connection

#### 4.8.6.8.1 TCP\_CLOSING\_03: RST with DATA

Synopsis	TCP SHOULD allow a received RST segment to include data
Prerequisites	Check section prerequisites
Test setup	Topology 1
Test Input Parameters	Check section general Input Parameters
Test Procedure	<ol style="list-style-type: none"> <li>1. TESTER: Cause the DUT to move on to ESTABLISHED state</li> <li>2. TESTER: Send a RST segment containing some data</li> <li>3. DUT: Do not send any response</li> <li>4. TESTER: Verify that the DUT is in CLOSED state</li> </ol>
Pass Criteria	<ol style="list-style-type: none"> <li>3. DUT: Do not send any response</li> <li>4. TESTER: Verify that the DUT is in CLOSED state</li> </ol>
Test Iterations	
Notes	Derived from RFC 1122 s4.2.2.12 p87 RST Segment "RFC-793 Section 3.4" (MUST)

4.8.6.8.2 TCP\_CLOSING\_06: [established] CLOSE -> FIN

Synopsis	Local user initiates the close, a FIN segment can be constructed and placed on the outgoing segment queue
Prerequisites	Check section prerequisites
Test setup	Topology 1
Test Input Parameters	Check section general Input Parameters
Test Procedure	<ol style="list-style-type: none"> <li>1. TESTER: Take DUT to ESTABLISHED state</li> <li>2. TESTER: Cause DUT side application to issue a CLOSE call</li> <li>3. DUT: Send a FIN</li> </ol>
Pass Criteria	3. DUT: Send a FIN
Test Iterations	
Notes	Derived from RFC 793 s3.5 p38 Closing a Connection (MUST)

4.8.6.8.3 TCP\_CLOSING\_07: [established] CLOSE -> FIN [finwait-1] RECEIVE + DATA -> ACK [finwait-1]

Synopsis	Local user initiates the close, TCP enters the FIN-WAIT-1 state. RECEIVES are allowed in this state.
Prerequisites	Check section prerequisites
Test setup	Topology 1
Test Input Parameters	Support of ETM Service Primitive SHUTDOWN Check section general Input Parameters
Test Procedure	<ol style="list-style-type: none"> <li>1. TESTER: Take DUT to ESTABLISHED state</li> <li>2. TESTER: Cause DUT side application to issue a CLOSE call</li> <li>3. DUT: DUT sends a FIN and Reaches FIN-WAIT-1 State</li> <li>4. TESTER: Cause DUT side application to issue a RECEIVE call</li> <li>5. DUT: Issue a RECEIVE call</li> <li>6. TESTER: Send some data to DUT</li> <li>7. DUT: Send ACK of the received data</li> <li>8. TESTER: Check that DUT receives proper data</li> <li>9. TESTER: Check that DUT remains in FIN-WAIT-1 state</li> </ol>
Pass Criteria	<ol style="list-style-type: none"> <li>3. DUT: DUT sends a FIN</li> <li>7. DUT: Send ACK of the received data</li> <li>9. TESTER: Check that DUT remains in FIN-WAIT-1 state</li> </ol>
Test Iterations	
Notes	Derived from RFC 793 s3.5 p38 Closing a Connection (MUST)

4.8.6.8.4 TCP\_CLOSING\_08: [finwait-2] RECEIVE + DATA -> ACK [finwait-2]

Synopsis	TCP enters the FIN-WAIT-2 state. RECEIVES are allowed in this state.
Prerequisites	Support of ETM Service Primitive SHUTDOWN Check section general Input Parameters
Test setup	Topology 1
Test Input Parameters	Check section general Input Parameters
Test Procedure	<ol style="list-style-type: none"> <li>1. TESTER: Take DUT to FIN-WAIT-2 state</li> <li>2. TESTER: Cause DUT side application to issue a RECEIVE call</li> <li>3. DUT: Issue a RECEIVE call</li> <li>4. TESTER: Send some data to DUT</li> <li>5. DUT: Send ACK of the received data</li> <li>6. TESTER: Check that DUT receives proper data</li> <li>7. TESTER: Check that DUT remains in FIN-WAIT-2 state</li> </ol>
Pass Criteria	<ol style="list-style-type: none"> <li>3. DUT: Issue a RECEIVE call</li> <li>5. DUT: Send ACK of the received data</li> <li>6. TESTER: Check that DUT receives proper data</li> <li>7. TESTER: Check that DUT remains in FIN-WAIT-2 state</li> </ol>
Test Iterations	
Notes	Derived from RFC 793 s3.5 p38 Closing a Connection (MUST)



4.8.6.8.5 TCP\_CLOSING\_09: [established] FIN -> [close\_wait]

Synopsis	If an unsolicited FIN arrives from the network TCP enters the CLOSE_WAIT state. TCP can send any remaining data.
Prerequisites	Check section prerequisites
Test setup	Topology 1
Test Input Parameters	Check section general Input Parameters
Test Procedure	<ol style="list-style-type: none"> <li>1. TESTER: Take DUT to ESTABLISHED state</li> <li>2. TESTER: Send a FIN</li> <li>3. DUT: Send ACK for the received FIN</li> <li>4. TESTER: Cause the DUT side application to send some data</li> <li>5. DUT: Send data</li> <li>6. TESTER: Check that DUT sent proper data</li> <li>7. TESTER: Check that DUT remains in CLOSE_WAIT state</li> </ol>
Pass Criteria	<ol style="list-style-type: none"> <li>3. DUT: Send ACK for the received FIN</li> <li>6. TESTER: Check that DUT sent proper data</li> <li>7. TESTER: Check that DUT remains in CLOSE_WAIT state</li> </ol>
Test Iterations	
Notes	Derived from RFC 793 s3.5 p38 Closing a Connection (MUST)

4.8.6.8.6 TCP\_CLOSING\_13: [closed] RST -> [closed]

Synopsis	TCP in a CLOSED state, MUST ignore a RST control message
Prerequisites	Check section prerequisites
Test setup	Topology 1
Test Input Parameters	Check section general Input Parameters
Test Procedure	<ol style="list-style-type: none"> <li>1. TESTER: Send a RST control message</li> <li>2. DUT: Do not send any response</li> <li>3. TESTER: Verify that the DUT remains in CLOSED state</li> </ol>
Pass Criteria	<ol style="list-style-type: none"> <li>2. DUT: Do not send any response</li> <li>3. TESTER: Verify that the DUT remains in CLOSED state</li> </ol>
Test Iterations	
Notes	Derived from RFC 793 s3.9 p65 Event Processing (MUST)

### 4.8.6.9 Processing of TCP MSS, End of Option List, and No-Operation Options

#### 4.8.6.9.1 TCP\_MSS\_OPTIONS\_01: Illegal option length for MSS in a SYN segment

Synopsis	TCP MUST be prepared to handle an illegal option length for MSS, in a SYN segment, without crashing
Prerequisites	Check section prerequisites
Test setup	Topology 1
Test Input Parameters	Check section general Input Parameters
Test Procedure	<ol style="list-style-type: none"> <li>1. TESTER: Cause DUT to move on to LISTEN state at a &lt;wnp&gt;</li> <li>2. TESTER: Send a SYN with MSS option having illegal length, ilen</li> <li>3. TESTER: Verify that the DUT has not crashed.</li> </ol>
Pass Criteria	<ol style="list-style-type: none"> <li>3. TESTER: Verify that the DUT has not crashed.</li> </ol>
Test Iterations	<ol style="list-style-type: none"> <li>1. CASE: ilen = 0 (less than actual)</li> <li>2. CASE: ilen = 5 (more than actual)</li> </ol>
Notes	Derived from RFC 1122 s4.2.2.5 p85 TCP Options "RFC-793 Section 3.1" (MUST)

4.8.6.9.2 TCP\_MSS\_OPTIONS\_02: No Operation and End of Options List options in SYN segment

Synopsis	TCP MUST be able to receive No Operation and End of Options List options in SYN segment
Prerequisites	Check section prerequisites
Test setup	Topology 1
Test Input Parameters	Check section general Input Parameters
Test Procedure	<ol style="list-style-type: none"> <li>1. TESTER: Cause DUT to move on to LISTEN state at a &lt;wnp&gt;</li> <li>2. TESTER: Send a SYN with three No Operation options followed by an End of Options list option</li> <li>3. DUT: Send SYN,ACK</li> <li>4. TESTER: Send ACK</li> <li>5. TESTER: Verify that the DUT is in ESTABLISHED state</li> </ol>
Pass Criteria	<ol style="list-style-type: none"> <li>3. DUT: Send SYN,ACK</li> <li>5. TESTER: Verify that the DUT is in ESTABLISHED state</li> </ol>
Test Iterations	
Notes	<p>Derived from RFC 1122 s4.2.2.5 p85 TCP Options "RFC-793 Section 3.1"</p> <p>(MUST)</p>

4.8.6.9.3 TCP\_MSS\_OPTIONS\_03: Unimplemented TCP Option

Synopsis	TCP MUST ignore without error any TCP option it does not implement
Prerequisites	Check section prerequisites
Test setup	Topology 1
Test Input Parameters	Check section general Input Parameters
Test Procedure	<ol style="list-style-type: none"> <li>1. TESTER: Cause the DUT to move on to LISTEN state on a &lt;wnp&gt;</li> <li>2. TESTER: Send a SYN with an unimplemented TCP option &lt;uopt&gt;</li> <li>3. DUT: Send SYN,ACK</li> <li>4. TESTER: Send ACK</li> <li>5. TESTER: Verify that the DUT is in ESTABLISHED state</li> </ol>
Pass Criteria	<ol style="list-style-type: none"> <li>3. DUT: Send SYN,ACK</li> <li>5. TESTER: Verify that the DUT is in ESTABLISHED state</li> </ol>
Test Iterations	
Notes	<p>Derived from RFC 1122 s4.2.2.5 p85 TCP Options "RFC-793 Section 3.1"</p> <p>(MUST)</p>

4.8.6.9.4 TCP\_MSS\_OPTIONS\_05: Illegal option length for MSS in a SYN-ACK segment

Synopsis	TCP MUST be prepared to handle an illegal option length for MSS, in a SYN-ACK segment, without crashing
Prerequisites	Check section prerequisites
Test setup	Topology 1
Test Input Parameters	Check section general Input Parameters
Test Procedure	<ol style="list-style-type: none"> <li>1. TESTER: Cause the application on the DUT-side to issue an active OPEN call</li> <li>2. DUT: Send a SYN</li> <li>3. TESTER: Send SYN,ACK with MSS option having illegal length, ilen</li> <li>4. TESTER: Verify that the DUT has not crashed.</li> </ol>
Pass Criteria	<ol style="list-style-type: none"> <li>2. DUT: Send a SYN</li> <li>4. TESTER: Verify that the DUT has not crashed.</li> </ol>
Test Iterations	<ol style="list-style-type: none"> <li>1. CASE: ilen = 0 (less than actual)</li> <li>2. CASE: ilen = 5 (more than actual)</li> </ol>
Notes	<p>Derived from RFC 1122 s4.2.2.5 p85 TCP Options "RFC-793 Section 3.1"</p> <p>(MUST)</p>

4.8.6.9.5 TCP\_MSS\_OPTIONS\_06: MSS option in SYN segment

Synopsis	TCP MUST be able to receive MSS option in SYN segment and calculate the effective send segment size appropriately
Prerequisites	Check section prerequisites
Test setup	Topology 1
Test Input Parameters	Check section general Input Parameters
Test Procedure	<ol style="list-style-type: none"> <li>1. TESTER: Cause the DUT to move on to LISTEN state</li> <li>2. TESTER: Send a SYN with MSS option having a value <math>M_v</math></li> <li>3. DUT: Send SYN,ACK</li> <li>4. TESTER: Send ACK</li> <li>5. TESTER: Cause the application to issue a SEND request for data with size at least <math>\max(MSS)</math></li> <li>6. DUT: Send data segment(s)</li> <li>7. TESTER: Verify that the first received segment has size that is <math>\min(MSS)</math></li> </ol>
Pass Criteria	<ol style="list-style-type: none"> <li>3. DUT: Send SYN,ACK</li> <li>6. DUT: Send data segment(s)</li> <li>7. TESTER: Verify that the first received segment has size that is <math>\min(MSS)</math></li> </ol>
Test Iterations	<ol style="list-style-type: none"> <li>1. CASE: <math>M_v</math> is smaller than MSS of DUT</li> <li>2. CASE: <math>M_v</math> is larger than MSS of DUT</li> </ol>
Notes	<p>Derived from RFC 1122 s4.2.2.6 p85 Maximum Segment Size Option "RFC-793 Section 3.1"</p> <p>(MUST)</p>

4.8.6.9.6 TCP\_MSS\_OPTIONS\_09: MSS option in SYN ACK segment

Synopsis	TCP MUST be able to receive MSS option in SYN,ACK segment and calculate the effective send segment size appropriately
Prerequisites	Check section prerequisites
Test setup	Topology 1
Test Input Parameters	Check section general Input Parameters
Test Procedure	<ol style="list-style-type: none"> <li>1. TESTER: Cause the application on the DUT-side to issue an OPEN call</li> <li>2. DUT: Send a SYN</li> <li>3. TESTER: Send SYN,ACK with MSS option having a value Mv</li> <li>4. DUT: Send ACK</li> <li>5. TESTER: Cause the application to issue a send request for data with size at least <math>\max(\text{transport\_layer\_max\_send\_msg\_size}-20, \text{MSS})</math></li> <li>6. DUT: Send data segment(s)</li> <li>7. TESTER: Verify that the first received segment has size that is <math>\min(\text{transport\_layer\_max\_send\_msg\_size}-20, \text{MSS})</math></li> </ol>
Pass Criteria	<ol style="list-style-type: none"> <li>2. DUT: Send a SYN</li> <li>4. DUT: Send ACK</li> <li>6. DUT: Send data segment(s)</li> <li>7. TESTER: Verify that the first received segment has size that is <math>\min(\text{transport\_layer\_max\_send\_msg\_size}-20, \text{MSS})</math></li> </ol>
Test Iterations	<ol style="list-style-type: none"> <li>1. CASE: Mv is smaller than <math>(\text{transport\_layer\_max\_send\_msg\_size}-20)</math> of DUT</li> <li>2. CASE: Mv is larger than <math>(\text{transport\_layer\_max\_send\_msg\_size}-20)</math> of DUT</li> </ol>
Notes	<p>Derived from RFC 1122 s4.2.2.5 p85 TCP Options "RFC-793 Section 3.1"</p> <p>(MUST)</p>



4.8.6.9.7 TCP\_MSS\_OPTIONS\_10: MSS option is not received

Synopsis	If an MSS option is not received at connection setup, TCP MUST assume a default send MSS of 536
Prerequisites	Check section prerequisites
Test setup	Topology 1
Test Input Parameters	Check section general Input Parameters
Test Procedure	<ol style="list-style-type: none"> <li>1. TESTER: Send a SYN without MSS option</li> <li>2. DUT: Send SYN,ACK</li> <li>3. TESTER: Send ACK</li> <li>4. TESTER: Cause the application on the DUT-side to issue a send request for data of size more than 536 bytes</li> <li>5. DUT: Send data segment(s)</li> <li>6. TESTER: Verify that the first received data segment has 536 bytes</li> </ol> <p>Note: It may happen that the send mss of DUT is also 536 bytes. In order to verify that DUT is actually dividing the data into segments based on the default mss value of TESTER, Transport Layer Maximum Send Segment Size of DUT must be greater than 556. Therefore Transport Layer Maximum Send Segment Size of DUT is compared with a value 600(greater than 556) in this test case.The value 600 includes max ipoptions size(if any)</p>
Pass Criteria	<ol style="list-style-type: none"> <li>2. DUT: Send SYN,ACK</li> <li>5. DUT: Send data segment(s)</li> <li>6. TESTER: Verify that the first received data segment has 536 bytes</li> </ol>
Test Iterations	
Notes	<p>Derived from RFC 1122 s4.2.2.6 p85 Maximum Segment Size Option "RFC-793 Section 3.1"</p> <p>(MUST)</p>

4.8.6.9.8 TCP\_MSS\_OPTIONS\_11: Sending the MSS option

Synopsis	TCP MUST implement sending the MSS option
Prerequisites	Check section prerequisites
Test setup	Topology 1
Test Input Parameters	Check section general Input Parameters
Test Procedure	<ol style="list-style-type: none"> <li>1. TESTER: Cause an application on the DUT-side to issue an OPEN call</li> <li>2. DUT: Send a SYN</li> <li>3. TESTER: Verify that received SYN contains MSS option</li> </ol>
Pass Criteria	<ol style="list-style-type: none"> <li>2. DUT: Send a SYN</li> <li>3. TESTER: Verify that received SYN contains MSS option</li> </ol>
Test Iterations	
Notes	<p>Derived from RFC 1122 s4.2.2.6 p85 Maximum Segment Size Option "RFC-793 Section 3.1"</p> <p>Control Protocol (TCP)</p> <p>(MUST)</p>

4.8.6.9.9 TCP\_MSS\_OPTIONS\_12: MSS option in every SYN segment differs default

Synopsis	TCP SHOULD send MSS option in every SYN segment when its receive MSS differs from the default 536
Prerequisites	DUT has a receive MSS differing from the default 536 Check section prerequisites
Test setup	Topology 1
Test Input Parameters	Check section general Input Parameters
Test Procedure	1. TESTER: Cause the application on the DUT-side to issue an active OPEN call 2. DUT: Send a SYN with an MSS different from the default 536
Pass Criteria	2. DUT: Send a SYN with an MSS different from the default 536
Test Iterations	
Notes	Derived from RFC 1122 s4.2.2.6 p85 Maximum Segment Size Option "RFC-793 Section 3.1" (SHOULD)

#### 4.8.6.10 Processing Out of Order Segments and Delayed ACKs

##### 4.8.6.10.1 TCP\_OUT\_OF\_ORDER\_01: Timing full-sized segment

Synopsis	A full-sized segment MUST be acknowledged within a time of 0.5 sec
Prerequisites	Check section prerequisites
Test setup	Topology 1
Test Input Parameters	Check section general Input Parameters
Test Procedure	<ol style="list-style-type: none"> <li>1. TESTER: Cause the DUT to move on to ESTABLISHED state at a &lt;wnp&gt;</li> <li>2. TESTER: Send a full-sized segment</li> <li>3. DUT: Send an ACK after some time</li> <li>4. TESTER: Verify that the delay in receiving the ACK (subtracting the average round-trip-time) is less than 0.5 sec</li> </ol>
Pass Criteria	<ol style="list-style-type: none"> <li>3. DUT: Send an ACK after some time</li> <li>4. TESTER: Verify that the delay in receiving the ACK (subtracting the average round-trip-time) is less than 0.5 sec</li> </ol>
Test Iterations	
Notes	<p>Derived from RFC 1122 s4.2.3.2 p96 When to Send an ACK Segment</p> <p>(MUST)</p>

4.8.6.10.2 TCP\_OUT\_OF\_ORDER\_02: Timing delayed ACK

Synopsis	TCP SHOULD implement a delayed ACK, but the delay MUST be less than 0.5 sec
Prerequisites	DUT implements delayed ACK Check section prerequisites
Test setup	Topology 1
Test Input Parameters	Check section general Input Parameters
Test Procedure	<ol style="list-style-type: none"> <li>1. TESTER: Cause the DUT to move on to full-window operation in ESTABLISHED state at a &lt;wnp&gt;</li> <li>2. TESTER: Send two data segments consecutively without any delay</li> <li>3. DUT: Send a single ACK for the data segments after a delay</li> <li>4. TESTER: Verify that the delay (subtracting the average round trip time) is less than 0.5 sec</li> </ol>
Pass Criteria	<ol style="list-style-type: none"> <li>3. DUT: Send a single ACK for the data segments after a delay</li> <li>4. TESTER: Verify that the delay (subtracting the average round trip time) is less than 0.5 sec</li> </ol>
Test Iterations	
Notes	Derived from RFC 1122 s4.2.3.2 p96 When to Send an ACK Segment (SHOULD)

4.8.6.10.3 TCP\_OUT\_OF\_ORDER\_03: Queuing out-of-order segments

Synopsis	TCP SHOULD be capable of queuing out-of-order segments
Prerequisites	Check section prerequisites
Test setup	Topology 1
Test Input Parameters	Check section general Input Parameters
Test Procedure	<ol style="list-style-type: none"> <li>1. TESTER: Cause the DUT to move on to ESTABLISHED state at a &lt;wnp&gt;</li> <li>2. TESTER: Send a data segment</li> <li>3. DUT: Send the ACK for the data segment</li> <li>4. TESTER: Send &lt;nss&gt; number of data segments leaving a gap in SEQ numbers (as if a segment is skipped) at the beginning</li> <li>5. DUT: Do not send ACKs for these segments</li> <li>6. TESTER: Send a segment having data for the missing SEQ numbers</li> <li>7. DUT: Send ACK for all queued data seg(s) including the latest one</li> </ol>
Pass Criteria	<ol style="list-style-type: none"> <li>3. DUT: Send the ACK for the data segment</li> <li>5. DUT: Do not send ACKs for these segments</li> <li>7. DUT: Send ACK for all queued data seg(s) including the latest one</li> </ol>
Test Iterations	
Notes	Derived from RFC 1122 s4.2.2.20 p93 Event Processing "RFC-793 Section 3.9" (SHOULD)

4.8.6.10.4 TCP\_OUT\_OF\_ORDER\_05: Stream of full-sized segments

Synopsis	In a stream of full-sized segments there SHOULD be an ACK for at least every second segment
Prerequisites	Check section prerequisites
Test setup	Topology 1
Test Input Parameters	Check section general Input Parameters
Test Procedure	<ol style="list-style-type: none"> <li>1. TESTER: Cause the DUT to move on to full-window operation in ESTABLISHED state</li> <li>2. TESTER: Send some number of full-sized segments to fill the DUTs receive window buffer</li> <li>3. DUT: Send ACKs for all the data segments</li> <li>4. TESTER: Verify that for every even number of data segments sent the number of ACKs received is at least half of that number</li> </ol>
Pass Criteria	<ol style="list-style-type: none"> <li>3. DUT: Send ACKs for all the data segments</li> <li>4. TESTER: Verify that for every even number of data segments sent the number of ACKs received is at least half of that number</li> </ol>
Test Iterations	
Notes	<p>Derived from RFC 1122 s4.2.3.2 p96 When to Send an ACK Segment</p> <p>(SHOULD)</p>

### 4.8.6.11 Retransmission Timeout

#### 4.8.6.11.1 TCP\_RETRANSMISSION\_TO\_03: Karn's algorithm

Synopsis	TCP MUST follow the Karn's algorithm
Prerequisites	Check section prerequisites
Test setup	Topology 1
Test Input Parameters	Check section general Input Parameters
Test Procedure	<ol style="list-style-type: none"> <li>1. TESTER: Cause the DUT to move on to ESTABLISHED state</li> <li>2. TESTER: Cause an application on the DUT-side to issue a data SEND request</li> <li>3. DUT: Send the data segment</li> <li>4. TESTER: Do not send the ACK and cause the retransmission timer on the DUT side to expire</li> <li>5. DUT: Send the data segment once more</li> <li>6. TESTER: Note the retransmission time (RTO)</li> <li>7. TESTER: Send an ACK just before the RTO occurs on DUT</li> <li>8. TESTER: Cause the application to issue SEND request for one more data segment</li> <li>9. DUT: Send the data segment</li> <li>10. TESTER: Do not send ACK</li> <li>11. DUT: Retransmit the data segment</li> <li>12. TESTER: Verify that the retransmission timer value is twice the value of RTO noted earlier(exponential backoff only)</li> </ol>
Pass Criteria	<ol style="list-style-type: none"> <li>3. DUT: Send the data segment</li> <li>5. DUT: Send the data segment once more</li> <li>9. DUT: Send the data segment</li> <li>11. DUT: Retransmit the data segment</li> <li>12. TESTER: Verify that the retransmission timer value is twice the value of RTO noted earlier(exponential backoff only)</li> </ol>
Test Iterations	
Notes	Derived from RFC 1122 s4.2.3.1 p95 Retransmission Timeout Calculation (MUST)



4.8.6.11.2 TCP\_RETRANSMISSION\_TO\_04: Exponential backoff RTO Data

Synopsis	TCP MUST include \"exponential backoff\" (check that it increases) for successive RTO values for sending data segments
Prerequisites	Check section prerequisites
Test setup	Topology 1
Test Input Parameters	Check section general Input Parameters
Test Procedure	<ol style="list-style-type: none"> <li>1. TESTER: Cause the DUT to move on to ESTABLISHED state</li> <li>2. TESTER: Cause an application on the DUT-side to issue a data SEND request</li> <li>3. DUT: Send the data segment</li> <li>4. TESTER: Do not send ACK</li> <li>5. DUT: Retransmit the data segment after a timeout</li> <li>6. TESTER: Do not send ACK and verify that RTO retransmission interval is increasing at a fast (at least more than linear) rate</li> </ol>
Pass Criteria	<ol style="list-style-type: none"> <li>3. DUT: Send the data segment</li> <li>5. DUT: Retransmit the data segment after a timeout</li> <li>6. TESTER: Do not send ACK and verify that RTO retransmission interval is increasing at a fast (at least more than linear) rate</li> </ol>
Test Iterations	
Notes	Derived from RFC 1122 s4.2.3.1 p95 Retransmission Timeout Calculation (MUST)

4.8.6.11.3 TCP\_RETRANSMISSION\_TO\_05: Exponential backoff RTO SYN

Synopsis	TCP MUST include \"exponential backoff\" (check that it increases) for successive RTO values for sending SYN segments
Prerequisites	Check section prerequisites
Test setup	Topology 1
Test Input Parameters	Check section general Input Parameters
Test Procedure	<ol style="list-style-type: none"> <li>1. TESTER: Cause the application on the DUT-side to issue an active OPEN call</li> <li>2. DUT: Send a SYN</li> <li>3. TESTER: Do not send SYN, ACK</li> <li>4. DUT: Retransmit the SYN segment after a timeout</li> <li>5. TESTER: Do not send SYN,ACK and verify that RTO retransmission interval is increasing at a fast (at least more than linear) rate</li> </ol>
Pass Criteria	<ol style="list-style-type: none"> <li>2. DUT: Send a SYN</li> <li>4. DUT: Retransmit the SYN segment after a timeout</li> <li>5. TESTER: Verify that RTO retransmission interval is increasing at a fast (at least more than linear) rate</li> </ol>
Test Iterations	
Notes	Derived from RFC 1122 s4.2.3.1 p95 Retransmission Timeout Calculation (MUST)

4.8.6.11.4 TCP\_RETRANSMISSION\_TO\_06: Initial RTO

Synopsis	TCP SHOULD use RTO = 1 sec initially (RFC 6298)
Prerequisites	Check section prerequisites
Test setup	Topology 1
Test Input Parameters	Check section general Input Parameters
Test Procedure	<ol style="list-style-type: none"> <li>1. TESTER: Cause the application on the DUT-side to issue an active OPEN call</li> <li>2. DUT: Send a SYN</li> <li>3. TESTER: Do not send SYN,ACK</li> <li>4. DUT: Retransmit the SYN segment after a timeout</li> <li>5. TESTER: Verify that the DUT used a timeout according to the referenced RFC</li> </ol>
Pass Criteria	<ol style="list-style-type: none"> <li>2. DUT: Send a SYN</li> <li>4. DUT: Retransmit the SYN segment after a timeout</li> <li>5. TESTER: Verify that the DUT used a timeout according to the referenced RFC</li> </ol>
Test Iterations	
Notes	RFC 6298, s.2.1 (SHOULD)

4.8.6.11.5 TCP\_RETRANSMISSION\_TO\_08: 2\*MSL of RTO for data

Synopsis	TCP SHOULD use an upper bound of 2*MSL of RTO for data segments
Prerequisites	Check section prerequisites
Test setup	Topology 1
Test Input Parameters	Check section general Input Parameters
Test Procedure	<ol style="list-style-type: none"> <li>1. TESTER: Cause the DUT to move on to ESTABLISHED state</li> <li>2. TESTER: Cause the application on the DUT-side to issue a SEND call call some data</li> <li>3. DUT : Send the data segment</li> <li>4. TESTER: Do not send ACK</li> <li>5. DUT: Retransmit the data segment</li> <li>6. TESTER: Do not send any ACK and verify that the DUT repeatedly retransmits with increasing delays till the retransmit timeout reaches 2*MSL after which the RTO gets fixed at that value</li> </ol>
Pass Criteria	<ol style="list-style-type: none"> <li>3. DUT : Send the data segment</li> <li>5. DUT: Retransmit the data segment</li> <li>6. TESTER: Verify that the DUT repeatedly retransmits with increasing delays till the retransmit timeout reaches 2*MSL after which the RTO gets fixed at that value</li> </ol>
Test Iterations	
Notes	Derived from RFC 1122 s4.2.3.1 p96 Retransmission Timeout Calculation (SHOULD)

4.8.6.11.6 TCP\_RETRANSMISSION\_TO\_09: 2\*MSL of RTO for SYN

Synopsis	TCP SHOULD use an upper bound of 2*MSL of RTO for SYN segment
Prerequisites	Check section prerequisites
Test setup	Topology 1
Test Input Parameters	Check section general Input Parameters
Test Procedure	<ol style="list-style-type: none"> <li>1. TESTER: Cause the application on the DUT-side to issue an active OPEN call</li> <li>2. DUT: Send a SYN</li> <li>3. TESTER: Do not send SYN,ACK</li> <li>4. DUT: Retransmit the SYN segment</li> <li>5. TESTER: Do not send any SYN,ACK and verify that the DUT repeatedly retransmits with increasing delays till the retransmit timeout reaches 2*MSL after which the RTO gets fixed at that value</li> </ol>
Pass Criteria	5. TESTER: Do not send any SYN,ACK and verify that the DUT repeatedly retransmits with increasing delays till the retransmit timeout reaches 2*MSL after which the RTO gets fixed at that value
Test Iterations	
Notes	Derived from RFC 1122 s4.2.3.1 p96 Retransmission Timeout Calculation (SHOULD)

### 4.8.6.12 Generation of Zero Window Probes

#### 4.8.6.12.1 TCP\_PROBING\_WINDOWS\_02: windows size unsigned number

Synopsis	The windows size MUST be treated as an unsigned number
Prerequisites	Check section prerequisites
Test setup	Topology 1
Test Input Parameters	Check section general Input Parameters
Test Procedure	<ol style="list-style-type: none"> <li>1. TESTER: Cause the DUT to move on to SYN-RCVD state</li> <li>2. TESTER: Send ACK segment with a window size having the MSB set</li> <li>3. TESTER: Cause the application on the DUT-side to issue a SEND request for a data segment</li> <li>4. DUT: Send the data segment</li> </ol>
Pass Criteria	4. DUT: Send the data segment
Test Iterations	
Notes	<p>Derived from RFC 1122 s4.2.2.3 p83 Window Size "RFC-793 Section 3.1"</p> <p>(MUST)</p>

4.8.6.12.2 TCP\_PROBING\_WINDOWS\_03: Window shrinking

Synopsis	A sending TCP MUST be robust against window shrinking, which may cause the \"useable window\" to become negative
Prerequisites	Nagle Algorithm must be disabled Check section prerequisites
Test setup	Topology 1
Test Input Parameters	Check section general Input Parameters
Test Procedure	<ol style="list-style-type: none"> <li>1. TESTER: Cause the DUT to move on to ESTABLISHED state</li> <li>2. TESTER: Cause the application on the DUT-side to issue one data SEND request</li> <li>3. DUT: Send the data segment</li> <li>4. TESTER: Send the ACK</li> <li>5. TESTER: Cause the application on the DUT-side to issue two more SEND calls for data segments</li> <li>6. DUT: Send the data segments</li> <li>7. TESTER: Send ACK for the first segment with an updated window value of zero</li> <li>8. TESTER: Cause the application on the DUT-side to issue a SEND request for a data segment</li> <li>9. DUT: Do not send the segment as the \"useable window\" is negative</li> </ol>
Pass Criteria	<ol style="list-style-type: none"> <li>3. DUT: Send the data segment</li> <li>6. DUT: Send the data segments</li> <li>9. DUT: Do not send the segment as the \"useable window\" is negative</li> </ol>
Test Iterations	
Notes	Derived from RFC 1122 s4.2.2.16 p91 Managing the Window "RFC-793 Section 3.7 page 41" (MUST)

4.8.6.12.3 TCP\_PROBING\_WINDOWS\_04: Open connection probes ACK

Synopsis	Even if the receive window is closed indefinitely, the sending TCP MUST allow the connection to stay open as long as probes are acknowledged
Prerequisites	Check section prerequisites
Test setup	Topology 1
Test Input Parameters	Check section general Input Parameters
Test Procedure	<ol style="list-style-type: none"> <li>1. TESTER: Cause DUT to move on to ESTABLISHED state</li> <li>2. TESTER: Cause the application on the DUT-side to issue a SEND request for data segment</li> <li>3. DUT: Send the data segment</li> <li>4. TESTER: Send ACK declaring a zero receive window</li> <li>5. TESTER: Cause the application on the DUT-side to issue another SEND request for data segment</li> <li>6. DUT: Send a zero window probe</li> <li>7. TESTER: Acknowledge the probe maintaining zero window</li> <li>8. DUT: Keep on sending the zero window probes, staying in the ESTABLISHED state, as long as the tester acknowledges each of them at every reception</li> </ol>
Pass Criteria	<ol style="list-style-type: none"> <li>3. DUT: Send the data segment</li> <li>6. DUT: Send a zero window probe</li> <li>8. DUT: Keep on sending the zero window probes, staying in the ESTABLISHED state, as long as the tester acknowledges each of them at every reception</li> </ol>
Test Iterations	
Notes	<p>Derived from RFC 1122 s4.2.2.17 p92 Probing Zero Windows "RFC-793 Section 3.7, page 42"</p> <p>Control Protocol (TCP) (MUST)</p>



4.8.6.12.4 TCP\_PROBING\_WINDOWS\_05: First zero window probe

Synopsis	TCP SHOULD send the first zero window probe when the receiver window size remains zero for the retransmission timeout period
Prerequisites	Check section prerequisites
Test setup	Topology 1
Test Input Parameters	Check section general Input Parameters
Test Procedure	<ol style="list-style-type: none"> <li>1. TESTER: Cause the DUT to move on to ESTABLISHED state</li> <li>2. TESTER: Cause the application on the DUT-side to issue a SEND request for data segments</li> <li>3. DUT: Send the data segment</li> <li>4. TESTER: Send ACK declaring a zero window</li> <li>5. TESTER: Cause the application on the DUT-side to issue another SEND request for data segment</li> <li>6. DUT: Send a zero window probe after some delay</li> <li>7. TESTER: Verify that the probe has been sent by the DUT after waiting for at least the retransmission timeout</li> </ol>
Pass Criteria	<ol style="list-style-type: none"> <li>3. DUT: Send the data segment</li> <li>6. DUT: Send a zero window probe after some delay</li> <li>7. TESTER: Verify that the probe has been sent by the DUT after waiting for at least the retransmission timeout</li> </ol>
Test Iterations	
Notes	<p>Derived from RFC 1122 s4.2.2.17 p92 Probing Zero Windows "RFC-793 Section 3.7 page 42"</p> <p>(SHOULD)</p>

4.8.6.12.5 TCP\_PROBING\_WINDOWS\_06: Increase interval zero window probes

Synopsis	TCP SHOULD increase exponentially the interval between successive zero window probes Options_10
Prerequisites	Check section prerequisites
Test setup	Topology 1
Test Input Parameters	Check section general Input Parameters
Test Procedure	<ol style="list-style-type: none"> <li>1. TESTER: Cause the DUT to move on to ESTABLISHED state</li> <li>2. TESTER: Cause the application on the DUT-side to issue a SEND request for data segments</li> <li>3. DUT: Send the data segment</li> <li>4. TESTER: Send ACK declaring a zero window</li> <li>5. TESTER: Cause the application on the DUT-side to issue another SEND request for data segment</li> <li>6. DUT: Keep sending zero window probes after some delays</li> <li>7. TESTER: Verify that the delays between successive probes increases continually</li> </ol>
Pass Criteria	<ol style="list-style-type: none"> <li>3. DUT: Send the data segment</li> <li>6. DUT: Keep sending zero window probes after some delays</li> <li>7. TESTER: Verify that the delays between successive probes increases continually</li> </ol>
Test Iterations	
Notes	<p>Derived from RFC 1122 s4.2.2.17 p92 Probing Zero Windows "RFC-793 Section 3.7 page 42"</p> <p>(SHOULD)</p>

### 4.8.6.13 Nagle Algorithm

#### 4.8.6.13.1 TCP\_NAGLE\_02: Buffer all the user data until ACK

Synopsis	TCP SHOULD implement the Nagle Algorithm, i.e., buffer all the user data, regardless of PSH, until the outstanding data has been acknowledged
Prerequisites	Check section prerequisites
Test setup	Topology 1
Test Input Parameters	Check section general Input Parameters
Test Procedure	<ol style="list-style-type: none"> <li>1. TESTER: Cause DUT to move on to ESTABLISHED state</li> <li>2. TESTER: Cause the application on the DUT-side to issue a SEND request for a segment</li> <li>3. DUT: Send the data segment</li> <li>4. TESTER: Do not acknowledge the data</li> <li>5. TESTER: Cause the application to issue another SEND request with the PSH bit (if possible to specify)</li> <li>6. DUT: Do not send the data segment</li> <li>7. TESTER: Acknowledge the previous data</li> <li>8. DUT: Send the latter data segment</li> </ol>
Pass Criteria	<ol style="list-style-type: none"> <li>3. DUT: Send the data segment</li> <li>6. DUT: Do not send the data segment</li> <li>8. DUT: Send the latter data segment</li> </ol>
Test Iterations	
Notes	Derived from RFC 1122 s4.2.3.4 p98 When to Send Data (SHOULD)

4.8.6.13.2 TCP\_NAGLE\_03: Buffer all the user data until full-sized segment

Synopsis	TCP SHOULD implement the Nagle Algorithm, i.e., it buffers all user data, regardless of PSH bit, until the TCP can send a full-sized segment
Prerequisites	Check section prerequisites
Test setup	Topology 1
Test Input Parameters	Check section general Input Parameters
Test Procedure	<ol style="list-style-type: none"> <li>1. TESTER: Cause the DUT to move on to ESTABLISHED state</li> <li>2. TESTER: Cause the application on the DUT-side to issue a SEND call for a data segment</li> <li>3. DUT: Send the data segment</li> <li>4. TESTER: Do not acknowledge the data</li> <li>5. TESTER: Cause the application to issue another send request of small size &lt;ssz&gt; with the PSH bit (if possible to specify)</li> <li>6. DUT: Do not send the data segment</li> <li>7. TESTER: Cause the application to issue one more SEND request with the aggregate data size equal to effective send MSS</li> <li>8. DUT: Send the aggregate data segment</li> </ol>
Pass Criteria	<ol style="list-style-type: none"> <li>3. DUT: Send the data segment</li> <li>6. DUT: Do not send the data segment</li> <li>8. DUT: Send the aggregate data segment</li> </ol>
Test Iterations	
Notes	Derived from RFC 1122 s4.2.3.4 p98 When to Send Data (SHOULD)

#### 4.8.6.14 Use of the Urgent Pointer

##### 4.8.6.14.1 TCP\_URGENT\_PTR\_04: Data following the urgent pointer not same buffer

Synopsis	The data following the urgent pointer (non-urgent data) <b>MUST NOT</b> be delivered to the user in the same buffer with preceding urgent data
Prerequisites	Check section prerequisites
Test setup	Topology 1
Test Input Parameters	Check section general Input Parameters
Test Procedure	<ol style="list-style-type: none"> <li>1. TESTER: Cause DUT to move on to ESTABLISHED state</li> <li>2. TESTER: Send a data segment with URG flag set and urgent pointer containing the offset for the SEQ number of a byte that is not the last byte of this data segment</li> <li>3. DUT: Receive the data segment and issue a signal to the application that urgent data has arrived</li> <li>4. TESTER: Cause the application on the DUT-side to issue a RECEIVE call with a data buffer having size equal to the size of the incoming data segment</li> <li>5. DUT: Return the RECEIVE call putting only the urgent data</li> </ol>
Pass Criteria	<ol style="list-style-type: none"> <li>3. DUT: Receive the data segment and issue a signal to the application that urgent data has arrived</li> <li>5. DUT: Return the RECEIVE call putting only the urgent data</li> </ol>
Test Iterations	
Notes	<p>Derived from RFC 793 s3.7 p48 Interfaces</p> <p>(MUST)</p>

### 4.8.6.15 Connection Establishment

4.8.6.15.1 TCP\_CONNECTION\_ESTAB\_01: To verify that the DUT accepts connections from several remote sockets with one passive socket

Synopsis	Ensure that when DUIT is requested to open a TCP passive socket and receive multiple Tcp Segments from 3 different ports containing SYN flag indicating a value of 1 then DUT opens a TCP passive socket and sends a TCP Segment to each sending port containing SYN and ACK flags indicating a value of 1.
Prerequisites	Check section prerequisites
Test setup	Topology 1
Test Input Parameters	Check section general Input Parameters
Test Procedure	<ol style="list-style-type: none"> <li>1. TESTER: Send an UpperTester &lt;OpenTCPSocket (passive)&gt; on a &lt;PORT1&gt;</li> <li>2. TESTER: Send 3 TCP Segments with SYN set to 1 from 3 different ports</li> <li>3. DUT: Opens a TCP passive socket and sends 3 TCP segments on each sending port with SYN and ACK set to 1</li> </ol>
Pass Criteria	3. DUT: Opens a TCP passive socket and sends 3 TCP segments on each sending port with SYN and ACK set to 1
Test Iterations	
Notes	Derived from RFC 793, chapter 1.5., page 5.

4.8.6.15.2 TCP\_CONNECTION\_ESTAB\_02: To verify that the DUT opens multiple Passive sockets and connects them to remote socket

Synopsis	<p>Ensure that</p> <p>when</p> <p>DUT is requested to open multiple TCP passive sockets and DUT receives multiple Tcp Segments through these sockets containing SYN Flag indicating a value of 1</p> <p>Then</p> <p>DUT opens a TCP passive sockets and DUT sends multiple TCP segments to the sending port containing SYN and ACK Flags indicating a value of 1</p>
Prerequisites	Check section prerequisites
Test setup	Topology 1
Test Input Parameters	Check section general Input Parameters
Test Procedure	<ol style="list-style-type: none"> <li>1. TESTER: Send an UpperTester &lt;OpenMultipleTCPSocket (passive,3)&gt; request.</li> <li>2. TESTER: Send 3 TCP segments with SYN set to 1 to the 3 opened sockets.</li> <li>3. DUT: Opens 3 TCP passive sockets and send 3 TCP segments with SYN and ACK set to 1 corresponding to the received SYNs.</li> </ol>
Pass Criteria	<ol style="list-style-type: none"> <li>3. DUT: Opens 3 TCP passive sockets and send 3 TCP segments with SYN and ACK set to 1 corresponding to the received SYNs.</li> </ol>
Test Iterations	
Notes	Derived from RFC 793, chapter 1.5., page 5.

4.8.6.15.3 TCP\_CONNECTION\_ESTAB\_03: To verify that the DUT opens multiple Active sockets and connects them to remote socket

Synopsis	<p>Ensure that</p> <p>when</p> <p>DUT is requested to open multiple TCP active sockets and DUT receives Tcp Segments with SYN,ACK Flags set to 1 (After that DUT sends SYN)</p> <p>Then</p> <p>DUT opens multiple TCP active sockets' and DUT sends multiple Tcp Segments from the open active sockets containing SYN flag indicating a value of 1 and DUT receives SYN ACK as a response to its SYN and DUT sends multiple TCP segments from the open active sockets containing ACK flag indicating a value of 1.</p>
Prerequisites	Check section prerequisites
Test setup	Topology 1
Test Input Parameters	Check section general Input Parameters
Test Procedure	<ol style="list-style-type: none"> <li>1. TESTER: Send an UpperTester &lt;OpenMultipleTCPSocket (active,3)&gt; request</li> <li>2. DUT: Opens 3 TCP active sockets and send 3 SYNs from each socket.</li> <li>3. TESTER: Send 3 TCP Segments with SYN, ACK set to 1 for each socket.</li> <li>4. DUT: Send 3 TCP Segments with ACK set to 1 from each socket.</li> </ol>
Pass Criteria	<ol style="list-style-type: none"> <li>2. DUT: Opens 3 TCP active sockets and send 3 SYNs from each socket.</li> <li>4. DUT: Send 3 TCP Segments with ACK set to 1 from each socket.</li> </ol>
Test Iterations	
Notes	Derived from RFC 793, chapter 1.5., page 5.



4.8.6.15.4 TCP\_CONNECTION\_ESTAB\_07: To verify that DUT accepts remote closing of a connection.

Synopsis	Ensure that when DUT receives a FIN packet then DUT sends an ACK packet and DUT sends a 'FIN s in response to user's 'Close' request and DUT moves to 'CLOSED' state.
Prerequisites	Check section prerequisites
Test setup	Topology 1
Test Input Parameters	Check section general Input Parameters
Test Procedure	<ol style="list-style-type: none"> <li>1. TESTER: Bring DUT to state 'ESTABLISHED'.</li> <li>2. TESTER: Send a FIN packet</li> <li>3. DUT: Sends an ACK packet.</li> <li>4. DUT: Sends a FIN packet and moves to 'CLOSED' state.</li> <li>5. TESTER: externally check the state of the DUT.</li> </ol>
Pass Criteria	<ol style="list-style-type: none"> <li>3. DUT: Sends an ACK packet.</li> <li>4. DUT: Sends a FIN packet and moves to 'CLOSED' state.</li> <li>5. TESTER: externally check the state of the DUT.</li> </ol>
Test Iterations	
Notes	Derived from RFC 793, chapter 3.5. Closing a Connection.

**4.8.6.16Header**

4.8.6.16.1 TCP\_HEADER\_01: To verify that DUT generates a TCP packet containing valid header field values

Synopsis	Ensure that when DUT generates a 'TCP packet' then DUT sends a 'TCP packet' containing a well-formed 'TCP header'
Prerequisites	Check section prerequisites
Test setup	Topology 1
Test Input Parameters	Check section general Input Parameters
Test Procedure	1. TESTER: Bring DUT to 'ESTABLISHED' state. 2. TESTER: Send <generateTCPsegment> request. 3. DUT: Sends a data segment containing valid header values.
Pass Criteria	3. DUT: Sends a data segment containing valid header values.
Test Iterations	
Notes	Derived from RFC 793.

4.8.6.16.2 TCP\_HEADER\_02: To verify that DUT accepts the TCP packet containing valid header field values

Synopsis	Ensure that when DUT receives a valid 'TCP packet' then DUT sends and ACK
Prerequisites	Check section prerequisites
Test setup	Topology 1
Test Input Parameters	Check section general Input Parameters
Test Procedure	1. TESTER: Bring DUT to 'ESTABLISHED' state. 2. TESTER: Send a data packet 3. DUT: Sends an ACK packet with the expected Ack Number.
Pass Criteria	3. DUT: Sends an ACK packet with the expected Ack Number.
Test Iterations	
Notes	RFC 793.

4.8.6.16.3 TCP\_HEADER\_04: To verify that a DUT discards the packet in case TCP header contains invalid source port

Synopsis	Ensure that when DUT receives a TCP packet containing a Source Port indicating a value different from PORT1 containing a sequence number indicating SEQ1 then DUT discards the TCP packet and optionally DUT sends a RST packet
Prerequisites	Check section prerequisites
Test setup	Topology 1
Test Input Parameters	Check section general Input Parameters
Test Procedure	1. TESTER: Bring DUT to 'ESTABLISHED' state on <PORT1>. 2. TESTER: Send a TCP packet on a <PORT2> with Sequence Number set to <SEQ1> 3. DUT: DUT discards the TCP packet and optionally DUT sends a RST packet
Pass Criteria	3. DUT: DUT discards the TCP packet and optionally DUT sends a RST packet
Test Iterations	
Notes	RFC 793.

4.8.6.16.4 TCP\_HEADER\_05: To verify that a DUT accepts the packet in case TCP header Reserved field having a zero value

Synopsis	Ensure that when DUT receives a TCP packet containing a Reserved field indicating a zero value then DUT accepts the TCP packet
Prerequisites	Check section prerequisites
Test setup	Topology 1
Test Input Parameters	Check section general Input Parameters
Test Procedure	1. TESTER: Bring DUT to 'ESTABLISHED' state. 2. TESTER: Send a TCP packet with Reserved field set to zero 3. DUT: Send an ACK with the expected Ack Number.
Pass Criteria	3. DUT: Send an ACK with the expected Ack Number.
Test Iterations	
Notes	RFC 793, chapter 3.1, RFC 4413, chapter 4.2.3., Reserved

4.8.6.16.5 TCP\_HEADER\_06: To verify that a DUT accepts the packet in case TCP header Reserved field having non-zero value.

Synopsis	Ensure that when DUT receives a 'TCP packet ' containing 'Reserved field ' indicating a non-zero value then DUT ignores the 'Reserved' field and DUT accepts the 'TCP packet'
Prerequisites	Check section prerequisites
Test setup	Topology 1
Test Input Parameters	Check section general Input Parameters
Test Procedure	1. TESTER: Bring DUT to 'ESTABLISHED' state. 2. TESTER: Send a TCP packet with Reserved field different from zero 3. DUT: Send an ACK with the expected Ack Number.
Pass Criteria	3. DUT: Send an ACK with the expected Ack Number.
Test Iterations	
Notes	RFC 4413, chapter 4.2.3, Reserved.

4.8.6.16.6 TCP\_HEADER\_07: To verify that DUT discards TCP packets in case TCP header data offset field having an invalid non zero value

Synopsis	Ensure that when DUT receives a TCP packet containing Data Offset indicating a value less than 5 and non-zero then DUT discards TCP packet
Prerequisites	Check section prerequisites
Test setup	Topology 1
Test Input Parameters	Check section general Input Parameters
Test Procedure	1. TESTER: Bring DUT to 'ESTABLISHED' state. 2. TESTER: Send a TCP packet with Data Offset value less than 5 3. DUT: Discards the TCP packet.
Pass Criteria	3. DUT: Discards the TCP packet.
Test Iterations	
Notes	RFC 793 chapter 3.1,

4.8.6.16.7 TCP\_HEADER\_08: To verify that DUT discards TCP packets in case TCP header data offset field having value greater than the actual value

Synopsis	Ensure that when DUT receives a TCP packet containing Data Offset indicating a value greater than the actual value then DUT discards TCP packet
Prerequisites	Check section prerequisites
Test setup	Topology 1
Test Input Parameters	Check section general Input Parameters
Test Procedure	1. TESTER: Bring DUT to 'ESTABLISHED' state. 2. TESTER: Send a TCP packet with Data Offset value greater than 5 3. DUT: Discards the TCP packet.
Pass Criteria	3. DUT: Discards the TCP packet.
Test Iterations	
Notes	RFC 793 chapter 3.1,



4.8.6.16.8 TCP\_HEADER\_09: To verify that DUT discards the TCP packet in case TCP header checksum value is zero

Synopsis	Ensure that when DUT receives a TCP packet containing a Checksum indicating a value of 0 then DUT discards the TCP packet and sends no ACK back
Prerequisites	Check section prerequisites
Test setup	Topology 1
Test Input Parameters	Check section general Input Parameters
Test Procedure	1. TESTER: Bring DUT to 'ESTABLISHED' state. 2. TESTER: Send a TCP packet with a Checksum = 0 and Sequence Number = <SEQ> 3. DUT: Discards the TCP packet and sends no ACK back.
Pass Criteria	3. DUT: Discards the TCP packet.
Test Iterations	
Notes	RFC 793.

4.8.6.16.9 TCP\_HEADER\_11: To verify that DUT discards TCP packets with SYN flag set and a Multicast IP Destination Address

Synopsis	A TCP implementation MUST silently discard an incoming SYN segment that is addressed to a broadcast or multicast address.
Prerequisites	Check section prerequisites
Test setup	Topology 1
Test Input Parameters	Check section general Input Parameters
Test Procedure	<ol style="list-style-type: none"> <li>1. TESTER: Bring DUT to 'ESTABLISHED' state.</li> <li>2. TESTER: Send a SYN with IP Destination Address = &lt;multicastAddress&gt;</li> <li>3. DUT: Discards the TCP packet silently</li> </ol>
Pass Criteria	<ol style="list-style-type: none"> <li>3. DUT: Discards the TCP packet silently</li> </ol>
Test Iterations	
Notes	RFC1122, chapter 4.2.3.10, p104

**4.8.6.17 Sequence Number**

4.8.6.17.1 TCP\_SEQUENCE\_01: To verify that DUT synchronizes on initial sequence number in state 'LISTEN'

Synopsis	Ensure that when DUT receives a SYN packet containing 'Sequence Number' indicating <ISN> then DUT sends an ACK containing an Acknowledgment Number indicating <ISN>+1
Prerequisites	Check section prerequisites
Test setup	Topology 1
Test Input Parameters	Check section general Input Parameters
Test Procedure	1. TESTER: Bring DUT to state 'LISTEN'. 2. TESTER: Send a SYN with the Sequence Number equal to <ISN> 3. DUT: Sends an SYN,ACK with an ACK Number equal to <ISN>+1
Pass Criteria	3. DUT: Sends an SYN,ACK with an ACK Number equal to <ISN>+1
Test Iterations	
Notes	RFC 793 chapter 3.1.

4.8.6.17.2 TCP\_SEQUENCE\_02: To verify that DUT synchronizes on initial sequence number in state 'SYN SENT'

Synopsis	Ensure that when DUT receives a SYN,ACK packet containing Sequence Number indicating <ISN> then DUT sends an ACK packet containing Acknowledgment Number indicating <ISN>+1
Prerequisites	Check section prerequisites
Test setup	Topology 1
Test Input Parameters	Check section general Input Parameters
Test Procedure	1. TESTER: Bring DUT to state 'SYN-SENT'. 2. TESTER: Send a SYN,ACK with the Sequence Number equal to <ISN> 3. DUT: Sends an ACK with an ACK Number equal to <ISN>+1
Pass Criteria	3. DUT: Sends an ACK with an ACK Number equal to <ISN>+1
Test Iterations	
Notes	RFC 793.

4.8.6.17.3 TCP\_SEQUENCE\_03: To verify that DUT accepts the TCP packet in case initial sequence number has zero value

Synopsis	Ensure that when DUT receives a SYN packet containing Sequence Number indicating a zero value then DUT accepts the TCP packet
Prerequisites	Check section prerequisites
Test setup	Topology 1
Test Input Parameters	Check section general Input Parameters
Test Procedure	1. TESTER: Bring DUT to state 'LISTEN'. 2. TESTER: Send a SYN with the Sequence Number equal to 0 3. DUT: Sends an SYN,ACK with an ACK Number equal to 1
Pass Criteria	3. DUT: Sends an SYN,ACK with an ACK Number equal to 1
Test Iterations	
Notes	RFC 793.

4.8.6.17.4 TCP\_SEQUENCE\_04: To verify that DUT accepts the TCP packet in case initial sequence number has maximum value

Synopsis	Ensure that when DUT receives a TCP packet containing Sequence Number indicating <SeqMaxVal> value then DUT accepts the TCP packet and DUT sends an SYN,ACK packet containing Acknowledgment Number indicating 0
Prerequisites	Check section prerequisites
Test setup	Topology 1
Test Input Parameters	Check section general Input Parameters
Test Procedure	1. TESTER: Send a SYN to DUT at <wnp> with Initial Sequence Number equal to <SeqMaxVal>. 2. DUT: Send SYN,ACK with Ack Number equal to 0.
Pass Criteria	2. DUT: Send SYN,ACK with Ack Number equal to 0.
Test Iterations	
Notes	RFC 793.

4.8.6.17.5 TCP\_SEQUENCE\_05: To verify that DUT accepts the TCP packets in case sequence numbers received are in the right order

Synopsis	Ensure that when DUT receives a several TCP packets containing SEQ indicating values incremented correctly. then DUT sends an ACK for every received TCP Segments
Prerequisites	Check section prerequisites
Test setup	Topology 1
Test Input Parameters	Check section general Input Parameters
Test Procedure	1. TESTER: Bring DUT to 'ESTABLISHED' state. 2. TESTER: Send several TCP packets with Sequence Number correcitly incremented 3. DUT: Sends an ACK for every received packet with the expected Ack Numbers.
Pass Criteria	3. DUT: Sends an ACK for every received packet with the expected Ack Numbers.
Test Iterations	
Notes	RFC 793.

### 4.8.6.18 Acknowledgment

4.8.6.18.1 TCP\_ACKNOWLEDGEMENT\_02: To verify that DUT accepts the ACK piggybacked with next transmit packet

Synopsis	Ensure that when DUT receives a TCP packet containing ACK flag indicating a value of 1 and a payload then Sends an ACK containing Ack Number indicating the expected value
Prerequisites	Check section prerequisites
Test setup	Topology 1
Test Input Parameters	Check section general Input Parameters
Test Procedure	<ol style="list-style-type: none"> <li>1. TESTER: Bring DUT to 'ESTABLISHED' state.</li> <li>2. TESTER: Send &lt;sendTCPPacket&gt; on the &lt;udpPort&gt; to request a TCP packet from the DUT.</li> <li>3. DUT: Sends a TCP packet with the expected Sequence Number</li> <li>4. TESTER: Send an ACK with a &lt;payload&gt;.</li> <li>5. DUT: Accepts the TCP packet and sends an ACK with the expected Ack Number.</li> </ol>
Pass Criteria	5. DUT accepts the TCP packet and sends an ACK with the expected Ack Number
Test Iterations	
Notes	RFC 793.



4.8.6.18.2 TCP\_ACKNOWLEDGEMENT\_03: To verify that DUT sends only ACK in case no packet left to send

Synopsis	Ensure that when DUT has no data left to send and DUT receives a TCP packet then DUT sends an ACK containing an Ack Number indicating the expected value.
Prerequisites	Check section prerequisites
Test setup	Topology 1
Test Input Parameters	Check section general Input Parameters
Test Procedure	1. TESTER: Bring DUT to 'ESTABLISHED' state using a passive socket call. 2. TESTER: Send TCP packet 3. DUT: Sends an ACK with the expected Ack Number.
Pass Criteria	DUT sends an ACK with the expected Ack Number.
Test Iterations	
Notes	RFC 793.page 74

4.8.6.18.3 TCP\_ACKNOWLEDGEMENT\_04: To verify that DUT receives ACKs alone (no piggybagging)

Synopsis	Ensure that when DUT receives an ACK containing Length indicating a value of 0 (an empty ACK, no piggybagging) then DUT does not send an RST and DUT ends connection with the expected ACK number
Prerequisites	Check section prerequisites
Test setup	Topology 1
Test Input Parameters	Check section general Input Parameters
Test Procedure	<ol style="list-style-type: none"> <li>1. TESTER: Bring DUT to 'ESTABLISHED' state.</li> <li>2. TESTER: Send &lt;sendTCPPacket&gt; to request a TCP packet from the DUT.</li> <li>3. DUT: Sends a TCP packet.</li> <li>4. TESTER: Send an ACK with the expected Ack Number, with Length equal to 0.</li> <li>5. DUT: Sends no RST and ends the connection correctly when requested to.</li> </ol>
Pass Criteria	5. DUT: Sends no RST and ends the connection correctly when requested to.
Test Iterations	
Notes	RFC 793.

### 4.8.6.19 Control Flags

4.8.6.19.1 TCP\_CONTROL\_FLAGS\_05: To verify that DUT receives TCP data packet in case URG flag is set

Synopsis	Ensure that when DUT receives a TCP packet containing URG flag indicating a value of 1 then DUT sends an ACK containing an Ack Number indicating the expected value.
Prerequisites	Check section prerequisites
Test setup	Topology 1
Test Input Parameters	Check section general Input Parameters
Test Procedure	1. TESTER: Bring DUT to 'ESTABLISHED' state. 2. TESTER: Send a TCP packet with URG being set to DUT. 3. DUT: Sends an ACK with expected Ack Number.
Pass Criteria	3. DUT: Sends an ACK with expected Ack Number.
Test Iterations	
Notes	RFC 4413 chapter 4.2.4.

4.8.6.19.2 TCP\_CONTROL\_FLAGS\_08: To verify Recovery from Old Duplicate SYN

Synopsis	An old duplicate SYN arrives at DUT. DUT cannot tell that this is an old duplicate, so it responds normally. The Tester simulates that the ACK field is incorrect and returns a RST with its SEQ field selected to make the segment believable. DUT, on receiving the RST, returns to the LISTEN state.
Prerequisites	Check section prerequisites
Test setup	Topology 1
Test Input Parameters	Check section general Input Parameters
Test Procedure	<ol style="list-style-type: none"> <li>1. TESTER: Bring DUT to 'LISTEN' state.</li> <li>2. TESTER: Send SYN with Sequence Number equal to &lt;SEQ1&gt;</li> <li>3. DUT: Sends a SYN,ACK with Ack Number equal to &lt;SEQ1&gt;+1 and moves to 'SYN-RECEIVED' state.</li> <li>4. TESTER: Send SYN with RST flag set with Sequence Number equal to &lt;SEQ1 + 1&gt;</li> <li>5. TESTER: Send SYN with Sequence Number equal to &lt;SEQ2&gt;</li> <li>6 DUT: Sends a SYN,ACK with Ack Number equal to &lt;SEQ2&gt;+1</li> </ol>
Pass Criteria	<ol style="list-style-type: none"> <li>3. DUT: Sends a SYN,ACK with Ack Number equal to &lt;SEQ1&gt;+1 and moves to 'SYN-RECEIVED' state.</li> <li>6. DUT: Sends a SYN,ACK with Ack Number equal to &lt;SEQ2&gt;+1</li> </ol>
Notes	RFC793, chapter 3.4, figure 9, p33

## 5 Test Scope Automotive Protocols

### 5.1 Scalable service-Oriented MiddlewarE over IP Protocol (SOME/IP)

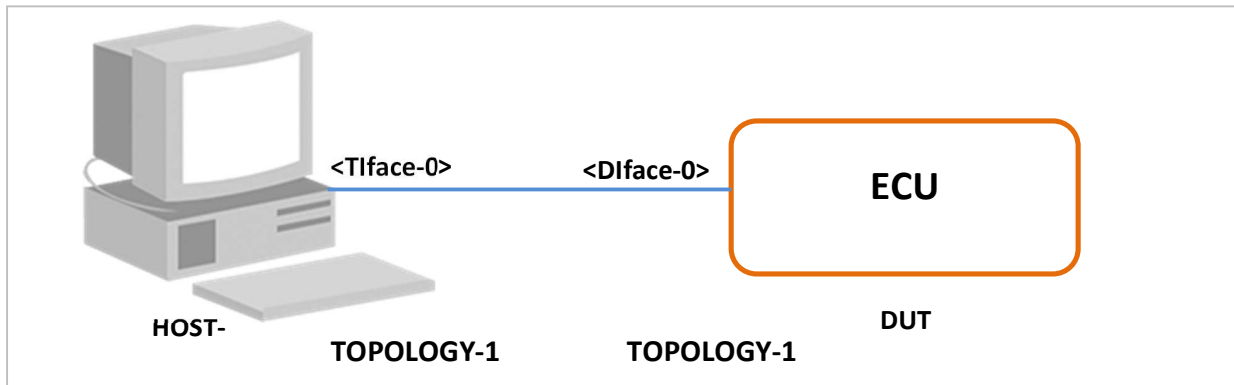
#### 5.1.1 General

##### 5.1.1.1 Referenced specification

The scope of this chapter is to specify test cases for Scalable service-Oriented MiddlewarE over IP Protocol from the following standards:

- Specification of Service Discovery V1.2.0 R4.1 Rev 3
- Example for a Serialization Protocol (SOME/IP) V1.1.0 R4.1 Rev 3

##### 5.1.1.2 Simulated topologies



##### 5.1.1.3 Required topology related configuration

Tester configuration required for the tests in the following sections pertaining to SOME/IP tests:

- Correct DUT IP Address for DUT interface connected to TESTER interface
- All the test cases in this suite require DUT to be configured with only one IP interface

### 5.1.1.4 Coverage

Specification Document	Section Number	Test Category	Test Number(s)
Specification of Service Discovery V1.2.0 R4.1 Rev 3	7.3	Message format	SOMEIPSRV_FORMAT_01 to SOMEIPSRV_FORMAT_27
Specification of Service Discovery V1.2.0 R4.1 Rev 3	7.3.9	Options Array	SOMEIPSRV_OPTIONS_01 to SOMEIPSRV_OPTIONS_15
Specification of Service Discovery V1.2.0 R4.1 Rev 3	7.4.5	StopOfferService entry	SOMEIPSRV_SD_BEHAVIOR_05
Specification of Service Discovery V1.2.0 R4.1 Rev 3	7.4.6.2	StopSubscribeEventgroup entry	SOMEIPSRV_SD_BEHAVIOR_06
Example for a Serialization Protocol(SOME/IP) V1.1.0 R4.1 Rev 3	6.7.4.1.1	Find Service Entry	SOMEIPSRV_SD_MESSAGE_01 to SOMEIPSRV_SD_MESSAGE_06
Example for a Serialization Protocol(SOME/IP) V1.1.0 R4.1 Rev 3	6.7.4.1.2	Offer Service Entry	SOMEIPSRV_SD_MESSAGE_07 to SOMEIPSRV_SD_MESSAGE_09
Example for a Serialization Protocol(SOME/IP) V1.1.0 R4.1 Rev 3	6.7.4.1.3	Stop Offer Service Entry	SOMEIPSRV_SD_MESSAGE_10
Example for a Serialization Protocol(SOME/IP) V1.1.0 R4.1 Rev 3	6.7.4.2.1	Subscribe Eventgroup Entry	SOMEIPSRV_SD_MESSAGE_11
Example for a Serialization Protocol(SOME/IP) V1.1.0 R4.1 Rev 3	6.7.4.2.2	Stop Subscribe Eventgroup Entry	SOMEIPSRV_SD_MESSAGE_12
Example for a Serialization Protocol(SOME/IP) V1.1.0 R4.1 Rev 3	6.7.4.2.3	Subscribe Eventgroup Acknowledgement Entry	SOMEIPSRV_SD_MESSAGE_13
Example for a Serialization Protocol(SOME/IP) V1.1.0 R4.1 Rev 3	6.7.4.2.4	Subscribe Eventgroup Negative Acknowledgement Entry	SOMEIPSRV_SD_MESSAGE_14 to SOMEIPSRV_SD_MESSAGE_19
Example for a Serialization Protocol(SOME/IP) V1.1.0 R4.1 Rev 3	6.7.5.1	Startup Behavior	SOMEIPSRV_SD_BEHAVIOR_01 to SOMEIPSRV_SD_BEHAVIOR_02
Example for a Serialization Protocol(SOME/IP) V1.1.0 R4.1 Rev 3	6.7.5.2	Server Answer Behavior	SOMEIPSRV_SD_BEHAVIOR_03 to SOMEIPSRV_SD_BEHAVIOR_04
Example for a Serialization Protocol(SOME/IP) V1.1.0 R4.1 Rev 3	6.1	Definition of Identifiers	SOMEIPSRV_BASIC_01 to SOMEIPSRV_BASIC_03

Example for a Serialization Protocol(SOME/IP) V1.1.0 R4.1 Rev 3	6.2.3.1.1	Mapping of IP Addresses and Ports Response and Error Messages	SOMEIPSRV_ONWIRE_01 to SOMEIPSRV_ONWIRE_12
Example for a Serialization Protocol(SOME/IP) V1.1.0 R4.1 Rev 3	6.2.3.2.1	Structure of the Message ID	SOMEIPSRV_ONWIRE_02
Example for a Serialization Protocol(SOME/IP) V1.1.0 R4.1 Rev 3	6.2.3.4	Request ID	SOMEIPSRV_ONWIRE_03 to SOMEIPSRV_ONWIRE_04
Example for a Serialization Protocol(SOME/IP) V1.1.0 R4.1 Rev 3	6.2.3.5	Protocol Version	SOMEIPSRV_ONWIRE_05
Example for a Serialization Protocol(SOME/IP) V1.1.0 R4.1 Rev 3	6.2.3.6	Interface Version	SOMEIPSRV_ONWIRE_06
Example for a Serialization Protocol(SOME/IP) V1.1.0 R4.1 Rev 3	6.2.3.7	Message Type	SOMEIPSRV_ONWIRE_07 to SOMEIPSRV_ONWIRE_10
Example for a Serialization Protocol(SOME/IP) V1.1.0 R4.1 Rev 3	6.2.3.8	Return Code	SOMEIPSRV_ONWIRE_11 to SOMEIPSRV_ONWIRE_12
Example for a Serialization Protocol(SOME/IP) V1.1.0 R4.1 Rev 3	6.3.1.2	TCP Binding	SOMEIPSRV_RPC_01, SOMEIPSRV_RPC_02, SOMEIPSRV_RPC_17
Example for a Serialization Protocol(SOME/IP) V1.1.0 R4.1 Rev 3	6.3.5	Fields	SOMEIPSRV_RPC_03, SOMEIPSRV_RPC_11, SOMEIPSRV_RPC_12
Example for a Serialization Protocol(SOME/IP) V1.1.0 R4.1 Rev 3	6.3.3	Fire&Forget Communication	SOMEIPSRV_RPC_04, SOMEIPSRV_RPC_05
Example for a Serialization Protocol(SOME/IP) V1.1.0 R4.1 Rev 3	6.3.6.2	Return Code	SOMEIPSRV_RPC_06 to SOMEIPSRV_RPC_10
Example for a Serialization Protocol(SOME/IP) V1.1.0 R4.1 Rev 3	6.3.1.3	Multiple Service-Instances	SOMEIPSRV_RPC_13, SOMEIPSRV_RPC_14
Example for a Serialization Protocol(SOME/IP) V1.1.0 R4.1 Rev 3	6.3.4.1	Strategy for sending notifications	SOMEIPSRV_RPC_15, SOMEIPSRV_RPC_16

## 5.1.2 Parameters used in the tests

### 5.1.2.1 User defined configuration parameters for IUT

Parameter used in test	Description
Listen Time Setting	This is the maximum time interval for which anvl waits for a packet for cases when a certain event has been triggered on the DUT either by some protocol timer or using some external mechanism (script). Default: 10
Tolerance Time Setting	Tolerance time associated with an event. When waiting or listening then this number will be added with the actual wait-time or listen-time. Default: 1
Process Time Setting	This is the time DUT appoximately takes to process packet ANVL uses this process time added with listen time for some time critical situation while listening for DUT Responses. Default: 2
Millisec Tolerance Time Setting	Tolerance time associated with some event in Millisecond. When waiting or listening then this number will be added with the actual wait-time or listen-time. This is currently used in case of DUTs responses are in millisecond interval Default: 100
DUT Supports Error Messages Setting	This is used to indicate whether DUT supports SOME/IP Error messages. Default: false
DUT Supports SD Reception via Unicast Setting	This is Used to indicate whether DUT supports SD message reception via Unicast. Default: true
DUT Supports Multiple Service Instances Setting	This is Used to indicate whether DUT supports Multiple instances of SAME service. Default: false
Server Unknown Method ID Setting	This is a Method ID value that is not implemented in DUT and not listed in xml specification as well. Default: 15
Server Unknown Interface Version Setting	This is a Service Interface version value that is not implemented in DUT and not listed in xml specification as well. Default: 0xFF



OPEN Alliance

Server Unknown Service ID Setting	This is a Service ID value that is not implemented in DUT and not listed in xml specification as well. Default: 0xFF
Server Unknown EventGroup ID Setting	This is an Eventgroup ID value that is not implemented in DUT and not listed in xml specification as well. Default: 50
Server Interface Specification XMLSetting	This is path for SOMEIP Service Interface Specification XML file. Default: "someipserverspec.xml"

**5.1.2.2**

### 5.1.2.3 User defined configuration parameters for TESTER

Parameter used in test	Description
<Diface-n>	n-th Interface of DUT
<SERVICE-ID-1>	Service ID of Service 1
<SERVICE-ID-2>	Service ID of Service 2
<SERVICE-ID-1-INSTANCE-ID>	Instance ID of Service 1
<SERVICE-ID-1-MAJ-VER>	Major version supported by Service 1
<SERVICE-ID-1-INTF-VER-MAJ>	Interface Version of Service 1.
<SERVICE-ID-2-INTF-VER-MAJ>	Interface Version of Service 2.
<SERVICE-ID-1-TTL>	TTL value of Service 1.
<SERVICE-ID-1-MINOR-VER>	Minor version supported by Service 1
<SERVICE-ID-1-INST-1>	First Instance ID of Service 1.
<EVENT-GROUP-ID-2>	Eventgroup ID 2.
<EVENT-GROUP-ID-1-SI-1>	Eventgroup ID 1 of Service 1.
<SERVICE-ID-1-UDP-PORT>	UDP port number where Service 1 runs.
<SOME_IP_MULTICAST_IP_ADDR>	Multicast Address used by SOME/IP-SD.
<CLIENT1-CURR-REQUEST-ID>	Current Request ID of Client 1.
<EVENT-ID-1-EG-ID-1>	Field Event ID 1 of Eventgroup ID 1 that will be sent out initially at initial subscription
<EVENT-ID-1-EG-ID-2>	Field Event ID 1 of Eventgroup ID 2 that will be sent out initially at initial subscription
<EVENT-ID-2-EG-ID-1>	Event ID 2 of Eventgroup ID 1.
<EVENT-ID-2-EG-ID-2>	Event ID 2 of Eventgroup ID 12
<EVENT-ID-2-EG-ID-1-CYCLIC-TIME>	Cycle Time of Event ID-2 of Eventgroup 1.(Here Event ID 1 is assumed to be a cyclic event)
<EVENT-GROUP-ID-1-SI-1-MulticastAddr>	Multicast Address of Eventgroup 1 of Service 1 where the event and notifications will be multicast.
<UNKNOWN-SERVICE-ID>	Invalid Service ID.
<UNKNOWN-EVENT-GROUP-ID>	Invalid Eventgroup ID.
<UNKNOWN-METHOD-ID-SI-1>	Invalid Method ID of Service ID 1.
<UNKNOWN-INTF-VER-MAJ-SI-1>	Invalid Interface Version of Service ID 1.
<SERVICE-ID-1-REP-BASE-INTV>	Repetition Base Interval of Service 1.
<SERVICE-ID-1-TOTAL-REP-INTV>	Total Repetition Period of Service 1. Calculated using Repetition max value as - (Repetition_base_intv) * ((2 ^ repetiton_max) - 1)
<SERVICE-ID-1-INITIAL-WAIT-TIME>	Initial Wait time for Service 1.
<SERVICE-ID-1-CYCLE-INTV>	Offer Cycle interval of Service 1.
<METHOD-ID-1-SI-1>	First InOut Type Method Listed in XML file for Service 1.
<METHOD-ID-1-SI-2>	First InOut Type Method Listed in XML file for Service 2.
<SERVICE-ID-2-TRANSPORT-PORT>	Transport port of Service ID 2.(UDP/TCP)

<SERVICE-ID-2-INITIAL-WAIT-TIME>	Time taken by the DUT before Sending Offer Service message.
<SERVER1-IP-ADDR>	IP Address of SOME/IP-SD Server 1.
<CLIENT1-IP-ADDR>	ANVL client1 IP address.
<CLIENT1-UDP-PORT>	ANVL client1 UDP port.
<FOREGROUND>	Boolean value set to false to indicate script running in foreground.
<BACKGROUND>	Boolean value set to true to indicate script running in background.
<ParamToleranceTime>	This is tolerance time taken from parameter file.
<CLIENT1-LISTEN-TIME>	Listen time used by ANVL taken from parameter file.
<BUSY-WAIT>	It is to indicate ANVL will be listening to incoming packets while waiting.
<LAZY-WAIT>	It is to indicate ANVL will not be listening to incoming packets while waiting.
ListenTime	This is the maximum time interval for which anvl waits for a packet for cases when a certain event has been triggered on the DUT either by some protocol timer or using some external mechanism (script). [Default: 10 second]
ToleranceTime	Tolerance time associated with an event. When waiting or listening then this number will be added with the actual wait-time or listen-time. [Default: 1 second]

### 5.1.3 Terminology used in Test Procedure

Name	Description
TESTER	Entity which is responsible for validating the Device under Test (DUT)
DUT	Device under Test

## 5.1.4 Specification of the SOME/IP TestStub Enhanced Testability Service (ETS)

### 5.1.4.1 Introduction

#### 5.1.4.1.1 Overview

Defined interfaces are needed to test SOME/IP [1]. In order to allow for generic testing tools and test cases, this interface needs to be defined and possibly standardized. This interface and the functionality behind it are called *Enhanced Testability Service (ETS)*.

The protocol parts currently being addressed by the Enhanced Testability Service include:

- SOME/IP Stack - Service Discovery
- SOME/IP Stack - Serialization
- SOME/IP Stack - Remote Procedure Call
- SOME/IP Stack - Service Discovery
- SOME/IP Stack - Publish/Subscribe

The Enhanced Testability Service further allows different categories of tests, e.g. when used in component testing scenarios for devices under test (DUTs). These include positive tests (testing using valid messages), negative tests (testing error handling), load testing, and regression testing.

#### 5.1.4.1.2 References

[1] SOME/IP Protocol Specification AUTOSAR FO Release 1.1.0

[2] SOME/IP Service Discovery Protocol Specification AUTOSAR FO Release 1.1.0

### 5.1.4.2 Enhanced Testability Service

Table 1: List of Methods

Method	ID	Fire&Forget
checkByteOrder	31 (0x1F)	
clientServiceActivate	47 (0x2F)	X
clientServiceDeactivate	48 (0x30)	X
clientServiceSubscribeEventgroup	50 (0x32)	X
echoCommonDatatypes	35 (0x23)	
echoENUM	23 (0x17)	
echoFLOAT64	18 (0x12)	
echoInt64	52 (0x34)	
echoINT8	14 (0x0E)	
echoStaticUINT8Array	54 (0x36)	
echoUINT8	8 (0x08)	
echoUINT8Array	9 (0x09)	
echoUINT8Array8BitLength	62 (0x3E)	
echoUINT8Array16BitLength	63 (0x3F)	
echoUINT8Array2Dim	53 (0x35)	
echoUINT8ArrayMinSize	55 (0x37)	
echoUINT8E2E	11 (0x0B)	
echoUINT8RELIABLE	10 (0x0A)	
echoUNION	25 (0x19)	
echoUTF16DYNAMIC	22 (0x16)	
echoUTF16FIXED	20 (0x14)	
echoUTF8DYNAMIC	21 (0x15)	
echoUTF8FIXED	19 (0x13)	
resetInterface	1 (0x01)	X

OPEN Alliance

suspendInterface	2 (0x02)	X
triggerEventUINT8	3 (0x03)	X
triggerEventUINT8Array	4 (0x04)	X
triggerEventUINT8E2E	6 (0x06)	X
triggerEventUINT8Reliable	5 (0x05)	X
triggerEventUINT8Multicast	58 (0x3A)	X
clientServiceGetLastValueOfEventTCP	59 (0x3B)	
clientServiceGetLastValueOfEventUDPUncast	60 (0x3C)	
clientServiceGetLastValueOfEventUDPMulticast	61 (0x3D)	
echoBitfields	65 (0x41)	

Table 2: List of Events and Fields

Type	Name	ID	Eventgroups		
			0x0002	0x0005	0x0006
Event	TestEventUINT8	0x8001	x	x	
Event	TestEventUINT8Array	0x8002	x	x	
Event	TestEventUINT8E2E	0x8004	x	x	
Event	TestEventUINT8Reliable	0x8003	x		
Event	TestEventUINT8Multicast	0x800B	x	x	x
Field	InterfaceVersion	0x8005 (Notify)	x	x	
		0x25 (Getter)	x	x	
Field	TestFieldUINT8	0x8006 (Notify)	x	x	
		0x26 (Getter)	x	x	
		0x27 (Setter)	x	x	
Field	TestFieldUINT8Array	0x8007 (Notify)	x	x	
		0x28 (Getter)	x	x	
		0x29 (Setter)	x	x	
Field	TestFieldUINT8Reliable	0x8008 (Notify)	x		
		0x2A (Getter)	x		
		0x2B (Setter)	x		

Restriction Level: OPEN Technical Members Only

OPEN Alliance Automotive Ethernet ECU Test Specification Layer 3-7 Oct-19

### 5.1.4.2.1 Default Service Interface Description

The ETS Service Interface Description shall reflect the requirements of the Device Under Test. Therefore, the manufacturer of the DUT should provide the Service Interface Description. In case a DUT specific Service Interface Description is not available, the following table suggests a basic Default Service Interface Description, which can be used.

**Table 3: Default Service Interface Description**

Method	Default Parameter	Type	Comment
checkByteOrder_Req	checkByteOrder_ReqArg1 checkByteOrder_ReqArg2	Unit8 Unit16	ResArg1 = sum of ReqArg1+ ReqArg2
checkByteOrder_Res	checkByteOrder_ResArg1	Unit32	
clientServiceActivate_Req	clientServiceActivate_ReqArg1 (Delay)	Unit8	Message Type is REQ_NO_RETURN
clientServiceDeactivate_Req	clientServiceDeactivate_ReqArg1 (Delay)	Unit8	Message Type is REQ_NO_RETURN
clientServiceSubscribeEventgroup_Req	clientServiceSubscribeEventgroup_Req Arg1 (Delay) clientServiceSubscribeEventgroup_Req Arg2 (Duration)	Unit32 Unit32	Message Type is REQ_NO_RETURN
EchoCommonDatatypes_Req	EchoCommonDatatypes_ReqArg1 EchoCommonDatatypes_ReqArg2 EchoCommonDatatypes_ReqArg3 EchoCommonDatatypes_ReqArg4 EchoCommonDatatypes_ReqArg5 EchoCommonDatatypes_ReqArg6 EchoCommonDatatypes_ReqArg7 EchoCommonDatatypes_ReqArg8 EchoCommonDatatypes_ReqArg9	Boolean uint8 uint16 uint32 int8 int16 int32 float32 float64	EchoCommonDatatypes_ReqArg1 = EchoCommonDatatypes_ResArg9 EchoCommonDatatypes_ReqArg2 = EchoCommonDatatypes_ResArg8 etc.
EchoCommonDatatypes_Res	EchoCommonDatatypes_ResArg1 EchoCommonDatatypes_ResArg2 EchoCommonDatatypes_ResArg3 EchoCommonDatatypes_ResArg4 EchoCommonDatatypes_ResArg5 EchoCommonDatatypes_ResArg6 EchoCommonDatatypes_ResArg7 EchoCommonDatatypes_ResArg8 EchoCommonDatatypes_ResArg9	float64 float32 int32 int16 int8 uint32 uint16 uint8 Boolean	
echoENUM_Req	echoENUM_ReqArg1	Unit8	echoENUM_ReqArg1 =
echoENUM_Res	echoENUM_ResArg1	Unit8	echoENUM_ResArg1
echoFLOAT64_Req	echoFLOAT64_ReqArg1	Float64	echoFLOAT64_ReqArg1 =
echoFLOAT64_Res	echoFLOAT64_ResArg1	Float64	echoFLOAT64_ResArg1
echoINT8_Req	echoINT8_ReqArg1	Sint8	echoINT8_ReqArg1 = echoINT8_ResArg1
echoINT8_Res	echoINT8_Res_Arg1	Sint8	
echoStaticUINT8Array_Req	echoStaticUINT8Array_ReqArg1	Array	Static array of 5 Unit8 elements (without array length field)
echoStaticUINT8Array_Res	echoStaticUINT8Array_ResArg1	Array	echoStaticUINT8Array_ReqArg1 = echoStaticUINT8Array_ResArg1
echoUINT8_Req	echoUINT8_ReqArg1	Unit8	echoUINT8_Req = echoUINT8_Res
echoUINT8_Res	echoUINT8_ResArg1	Unit8	
echoUINT8Array_Req	echoUINT8Array_ReqArg1 (array len) echoUINT8Array_ReqArg2 (array)	Unit32 Array	Dynamic array of n Unit8 elements echoUINT8Array_ReqArg1 = echoUINT8Array_ResArg1,
echoUINT8Array_Res	echoUINT8Array_ResArg1 (array len) echoUINT8Array_ResArg2 (array)	Unit32 Array	

OPEN Alliance

			echoUINT8Array_ReqArg2 = echoUINT8Array_ResArg2
echoUINT8Array8BitLength_Req	echoUINT8Array8BitLength_ReqArg1 (array len) echoUINT8Array8BitLength_ReqArg2 (array)	UInt8 Array	Dynamic array of n UInt8 elements echoUINT8Array8BitLength_ReqArg1 =
echoUINT8Array8BitLength_Res	echoUINT8Array8BitLength_ResArg1 (array len) echoUINT8Array8BitLength_ResArg2 (array)	UInt8 Array	echoUINT8Array8BitLength_ResArg1, echoUINT8Array8BitLength_ReqArg2 = echoUINT8Array8BitLength_ResArg2
echoUINT8Array16BitLength_Req	echoUINT8Array16BitLength_ReqArg1 (array len) echoUINT8Array16BitLength_ReqArg2 (array)	UInt16 Array	Dynamic array of n UInt8 elements echoUINT8Array16BitLength_ReqArg1 =
echoUINT8Array16BitLength_Res	echoUINT8Array16BitLength_ResArg1 (array len) echoUINT8Array16BitLength_ResArg2 (array)	UInt16 Array	echoUINT8Array16BitLength_ResArg1, echoUINT8Array16BitLength_ReqArg2 = echoUINT8Array16BitLength_ResArg2
echoUINT8Array2Dim_Req	echoUINT8Array2Dim_ReqArg1 (array len) echoUINT8Array2Dim_ReqArg2 (array of arrays)	UInt32 Array of arrays	UInt8array: - Len (UInt32) - Array of n UInt8 elements echoUINT8Array2Dim_ReqArg1 = echoUINT8Array2Dim_ResArg1 echoUINT8Array2Dim_ReqArg2 = echoUINT8Array2Dim_ResArg2
echoUINT8Array2Dim_Res	echoUINT8Array2Dim_ResArg1 (array len) echoUINT8Array2Dim_ResArg2 (array of arrays)	UInt32 Array of UInt8Arrays	
echoUINT8ArrayMinSize_Req	echoUINT8ArrayMinSize_ReqArg1 (array len) echoUINT8ArrayMinSize_ReqArg1 (array)	UInt32 Array	Dynamic array of n UInt8 elements with n = 3 .. 5
echoUINT8ArrayMinSize_Res	echoUINT8ArrayMinSize_ResArg1 (array len) echoUINT8ArrayMinSize_ResArg1 (array)	UInt32 Array	echoUINT8ArrayMinSize_ReqArg1 = echoUINT8ArrayMinSize_ResArg1, echoUINT8ArrayMinSize_ReqArg2 = echoUINT8ArrayMinSize_ResArg2
echoUINT8E2E_Req	echoUINT8E2E_ReqArg1 (len) echoUINT8E2E_ReqArg2 (counter) echoUINT8E2E_ReqArg3 (dataID) echoUINT8E2E_ReqArg4 (crc) echoUINT8E2E_ReqArg5 (value)	UInt32 UInt32 UInt32 UInt32 UInt8	echoUINT8E2E_ReqArg1 = echoUINT8E2E_ResArg1, etc.
echoUINT8E2E_Res	echoUINT8E2E_ResArg1 (len) echoUINT8E2E_ResArg2 (counter) echoUINT8E2E_ResArg3 (dataID) echoUINT8E2E_ResArg4 (crc) echoUINT8E2E_ResArg5 (value)	UInt32 UInt32 UInt32 UInt32 UInt8	
echoUINT8RELIABLE_Req	echoUINT8RELIABLE_ReqArg1	UInt8	echoUINT8RELIABLE_ReqArg1 = echoUINT8RELIABLE_ResArg1
echoUINT8RELIABLE_Res	echoUINT8RELIABLE_ResArg1	UInt8	
echoUNION_Req	echoUNION_ReqArg1 (len) echoUNION_ReqArg2 (type) echoUNION_ReqArg3 (value)	UInt32 UInt32 See comment	Type 1 = Boolean Type 2 = uint8 Type 3 = uint16 Type 4 = uint32 Type 5 = sint8 Type 6 = sint16 Type 7 = sint32 Type 8 = float32
echoUNION_Res	echoUNION_ResArg1 (len) echoUNION_ResArg2 (type) echoUNION_ResArg3 (value)	UInt32 UInt32 See comment	
echoUTF16DYNAMIC_Req	echoUTF16DYNAMIC_ReqArg1 (len) echoUTF16DYNAMIC_ReqArg2 (string)	Unit32 UTF16	echoUTF16DYNAMIC_ReqArg1 = echoUTF16DYNAMIC_ResArg1, etc.
echoUTF16DYNAMIC_Res	echoUTF16DYNAMIC_ResArg1 (len) echoUTF16DYNAMIC_ResArg2 (string)	Unit32 UTF16	
echoUTF16FIXED_Req	echoUTF16FIXED_ReqArg1 (string)	UTF16Fixed	UTF16Fixed = 64 bytes of string including BOM echoUTF16FIXED_ReqArg1 = echoUTF16FIXED_ResArg1
echoUTF16FIXED_Res	echoUTF16FIXED_ResArg1 (string)	UTF16Fixed	
echoUTF8DYNAMIC_Req	echoUTF8DYNAMIC_ReqArg1 (len) echoUTF8DYNAMIC_ReqArg2 (string)	Unit32 UTF8	echoUTF8DYNAMIC_ResArg1 = echoUTF8DYNAMIC_ReqArg1, etc

Restriction Level: OPEN Technical Members Only



OPEN Alliance

echoUTF8DYNAMIC_Req	echoUTF8DYNAMIC_ReqArg1 (len) echoUTF8DYNAMIC_ReqArg2 (string)	UInt32 UTF8	
echoUTF8FIXED_Req	echoUTF8FIXED_ReqArg1 (string)	UTF8Fixed	UTF8Fixed = 64 bytes of string including BOM
echoUTF8FIXED_Res	echoUTF8FIXED_ResArg1 (string)	UTF8Fixed	echoUTF8FIXED_ReqArg1 = echoUTF8FIXED_ResArg1
resetInterface_Req	n/a	n/a	Message Type is REQ_NO_RETURN without parameters
suspendInterface_Req	suspendInterface_ReqArg1 (delay) suspendInterface_ReqArg2 (duration)	UInt32 UInt32	Message Type is REQ_NO_RETURN
triggerEventUINT8_Req	triggerEventUINT8_ReqArg1 (delay) triggerEventUINT8_ReqArg2 (duration) triggerEventUINT8_ReqArg3 (debounceTime)	UInt32 UInt32 UInt32	Message Type is REQ_NO_RETURN
triggerEventUINT8Array_Req	triggerEventUINT8Array_ReqArg1 (delay) triggerEventUINT8Array_ReqArg2 (duration) triggerEventUINT8Array_ReqArg3 (debounceTime)	UInt32 UInt32 UInt32	Message Type is REQ_NO_RETURN
triggerEventUINT8E2E_Req	triggerEventUINT8E2E_ReqArg1 (delay) triggerEventUINT8E2E_ReqArg2 (duration) triggerEventUINT8E2E_ReqArg3 (debounceTime)	UInt32 UInt32 UInt32	Message Type is REQ_NO_RETURN
triggerEventUINT8Reliable_Req	triggerEventUINT8Reliable_ReqArg1 (delay) triggerEventUINT8Reliable_ReqArg2 (duration) triggerEventUINT8Reliable_ReqArg3 (debounceTime)	UInt32 UInt32 UInt32	Message Type is REQ_NO_RETURN
triggerEventUINT8Multicast_Req	triggerEventUINT8Multicast_ReqArg1 (delay) triggerEventUINT8Multicast_ReqArg2 (duration) triggerEventUINT8Multicast_ReqArg3 (debounceTime)	UInt32 UInt32 UInt32	Message Type is REQ_NO_RETURN
clientServiceGetLastValueOfEventTCP_Req	n/a	n/a	
clientServiceGetLastValueOfEventTCP_Res	clientServiceGetLastValueOfEventTCP_ResArg1	UInt8	
clientServiceGetLastValueOfEventUDPUnicast_Req	n/a	n/a	
clientServiceGetLastValueOfEventUDPUnicast_Res	clientServiceGetLastValueOfEventUDPUnicast_ResArg1	UInt8	
clientServiceGetLastValueOfEventUDPMulticast_Req	n/a	n/a	
clientServiceGetLastValueOfEventUDPMulticast_Res	clientServiceGetLastValueOfEventUDPMulticast_ResArg1	UInt8	
echoBitfields_Req	echoBitfields_ReqArg1 echoBitfields_ReqArg2 echoBitfields_ReqArg3	uint8 uint16 uint32	echoBitfields_ResArg1 = reversed bit order of echoBitfields_ReqArg1 echoBitfields_ResArg2 = reversed bit order of echoBitfields_ReqArg2 echoBitfields_ResArg3 = reversed bit order of echoBitfields_ReqArg3
echoBitfields_Res	echoBitfields_ResArg1 echoBitfields_ResArg2 echoBitfields_ResArg3	uint8 uint16 uint32	

### 5.1.4.3 SOME/IP Service Discovery (SOME/IP-SD)

Several methods of the Enhanced Testability Service are used to test SOME/IP-SD.

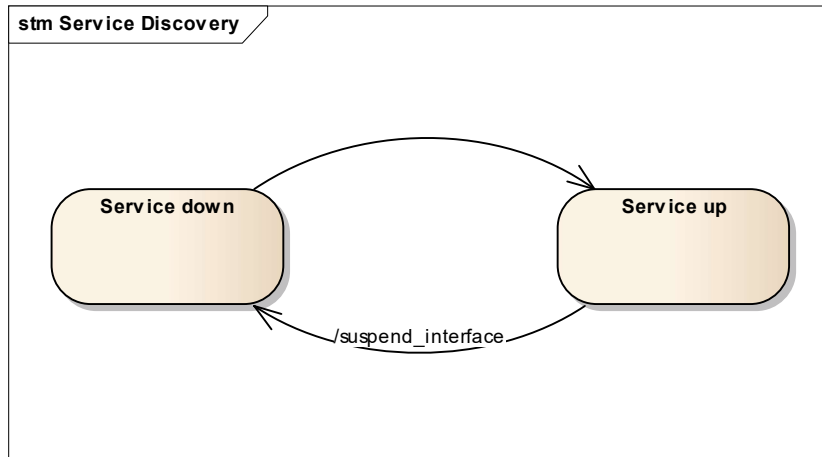


Figure 1: SOME/IP-SD state machine of testing methods

5.1.4.3.1 Resetting an SOME/IP Interface: resetInterface()

Method	ID
resetInterface	1 (0x01)

This method resets the interface to default values.

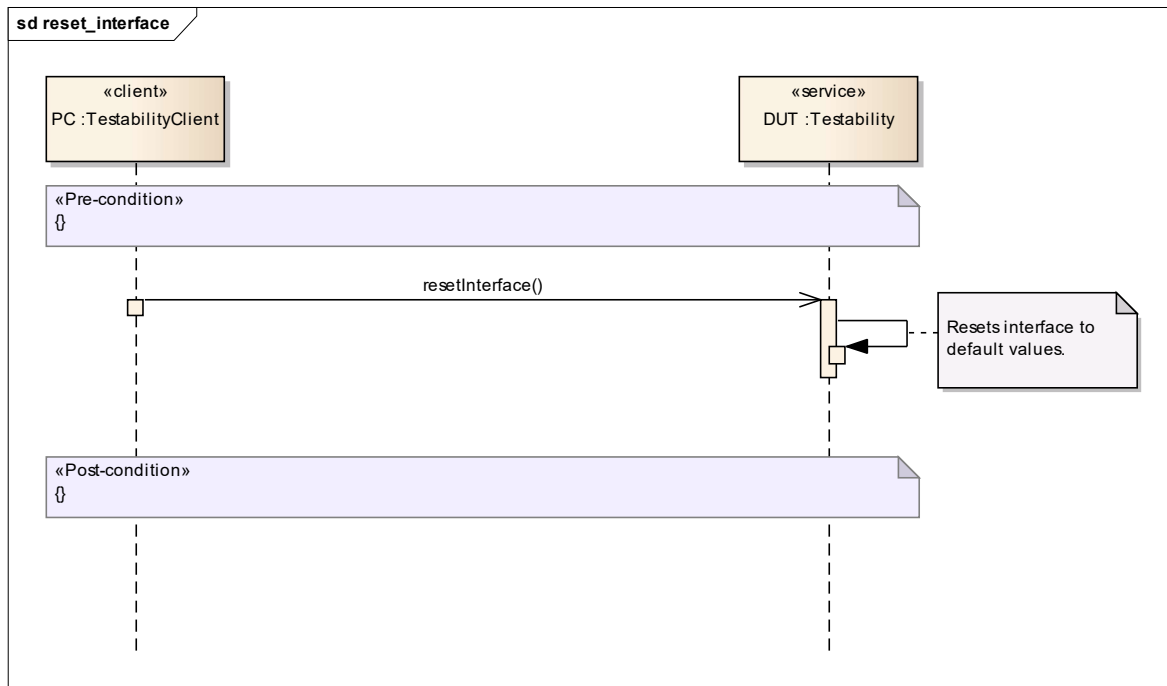


Figure 2: resetInterface()

5.1.4.3.2 Suspending an SOME/IP Interface: suspendInterface()

Method	ID
suspendInterface	2 (0x02)

This method allows to suspend the Enhanced Testability Service; thus, forcing the DUT to stop offering the service and start to reoffer the service after a given time.

The input parameters include:

- Start – wait time in seconds before the service shall be stopped
- Duration – wait time in seconds during between stopping the service and reoffering it again.

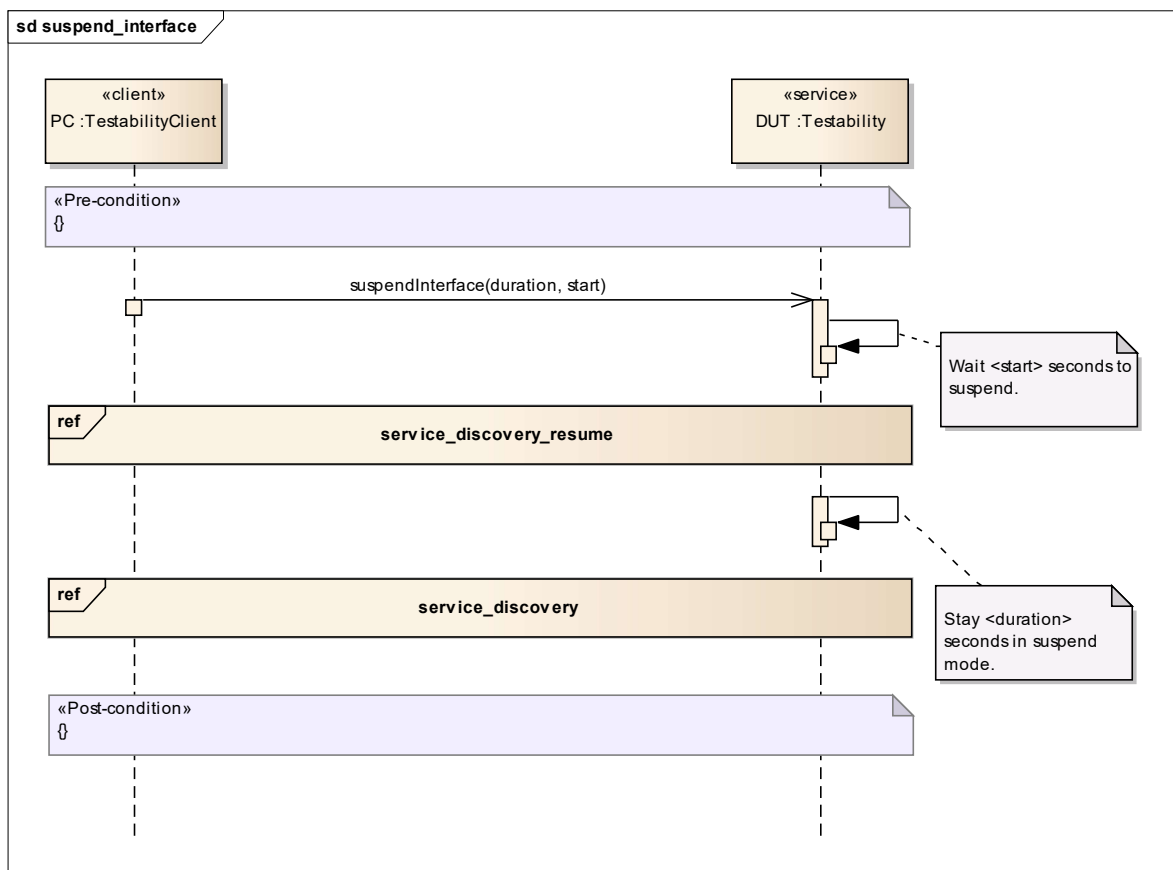


Figure 3: suspendInterface()

### 5.1.4.3.3 Testing Client Interaction

In order to test the correct function as a client, the Enhanced Testability Service supports the following methods:

Method	ID
clientServiceActivate	47 (0x2F)
clientServiceDeactivate	48 (0x30)
clientServiceSubscribeEventgroup	50 (0x32)
clientServiceGetLastValueOfEventTCP	59 (0x3B)
clientServiceGetLastValueOfEventUDPUnicast	60 (0x3C)
clientServiceGetLastValueOfEventUDPMulticast	61 (0x3D)

The commands `clientServiceActivate` and `clientServiceDeactivate` shall instruct the DUT, if it shall start its SOME/IP client; thus, they control when the system shall start finding the Enhanced Testability Service with the special configurable Instance ID (for example 0x00f4).

The `clientServiceSubscribeEventgroup` shall trigger the subscription behavior in Service Discovery.

To ease testing all methods shall support a wait time, so that the reaction of the system can be delayed.

Following methods return the last received value of `TestEventUINT8Reliable`, `TestEventUINT8`, and `TestEventUINT8Multicast` respectively:

- `clientServiceGetLastValueOfEventTCP`
- `clientServiceGetLastValueOfEventUDPUnicast`
- `clientServiceGetLastValueOfEventUDPMulticast`

### 5.1.4.4 SOME/IP Serialization

#### 5.1.4.4.1 Checking the Byte Order: checkByteOrder()

Method	ID
checkByteOrder	31 (0x1F)

This method is used to test the correct handling of the byte order.

The input parameters include a uint8 and a big endian uint16, which shall be added and returned as output parameter in uint32 big endian.

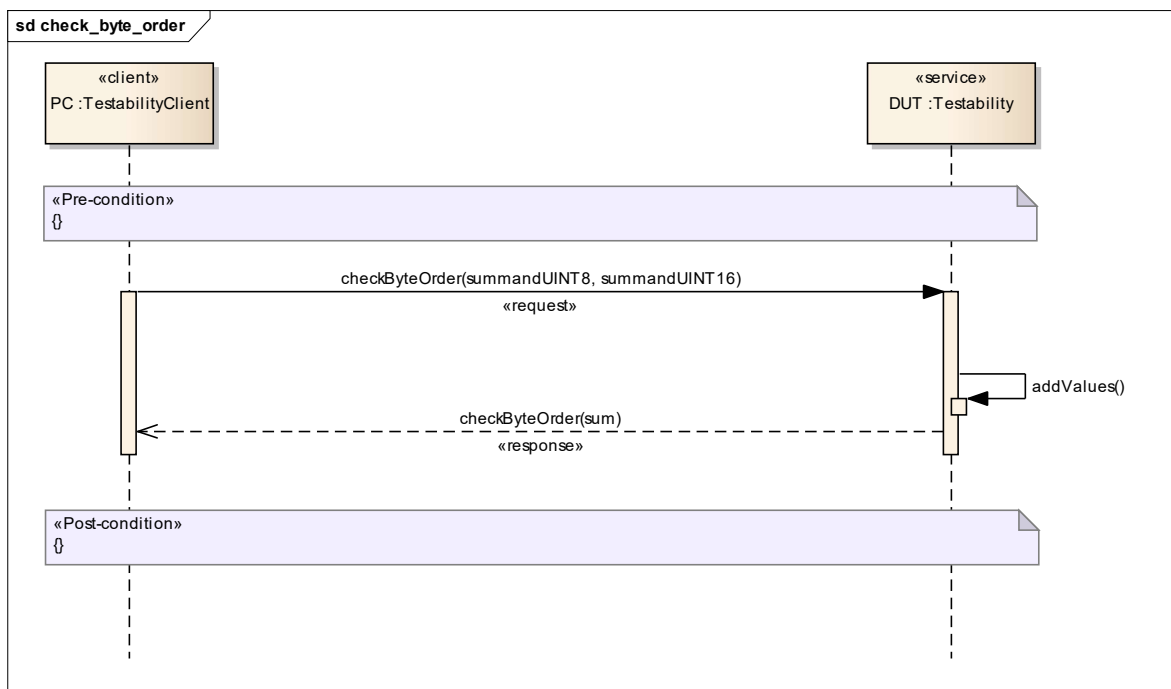


Figure 4: checkByteOrder()

5.1.4.4.1 Common Data Types: echoCommonDatatypes()

Method	ID
echoCommonDatatypes	35 (0x23)

This method can be used to test the common data types.

The input parameters shall be echoed back in reversed order.

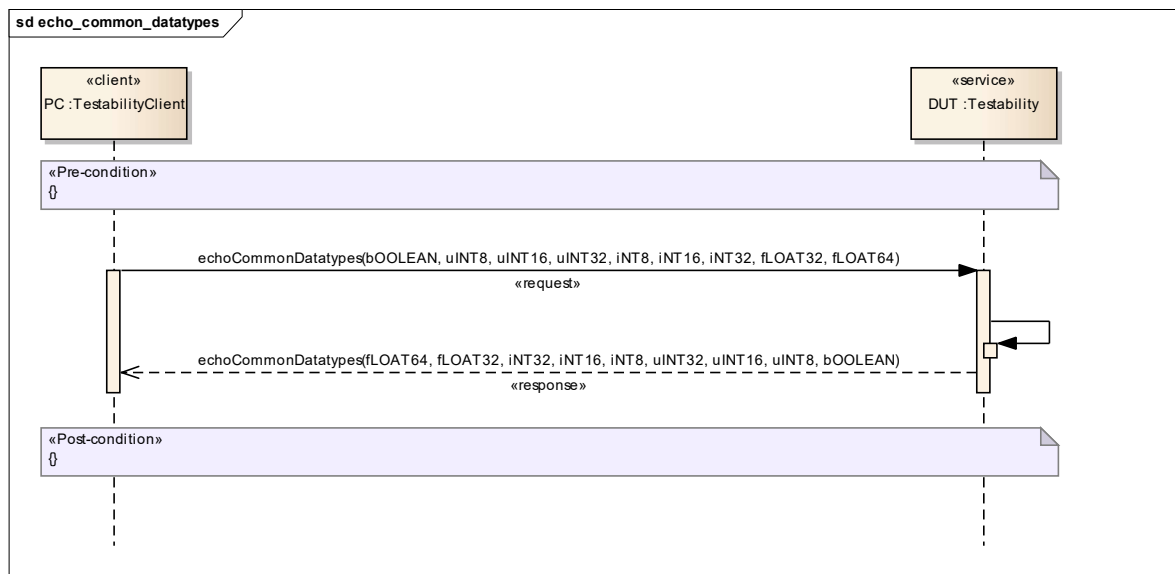


Figure 5: echoCommonDatatypes()

## 5.1.4.4.2 Echoing data types

Method	ID
echoCommonDatatypes	35 (0x23)
echoENUM	23 (0x17)
echoFLOAT64	18 (0x12)
echoINT8	14 (0x0E)
echoStaticUINT8Array	54 (0x36)
echoUINT8	8 (0x08)
echoUINT8Array	9 (0x09)
echoUINT8Array8BitLength	62 (0x3E)
echoUINT8Array16BitLength	63 (0x3F)
echoUINT8Array2Dim	53 (0x35)
echoUINT8ArrayMinSize	55 (0x37)
echoUINT8E2E	11 (0x0B)
echoUINT8RELIABLE	10 (0x0A)
echoUNION	25 (0x19)
echoUTF16DYNAMIC	22 (0x16)
echoUTF16FIXED	20 (0x14)
echoUTF8DYNAMIC	21 (0x15)
echoUTF8FIXED	19 (0x13)
echoBitfields	65 (0x41)

A set of methods exist to test a multitude of data types (such as bool, uint8, uint16, uint32, ...). Only three examples are shown in the diagram. Keep in mind that some of the echo-routines echo back the parameters in another order as the parameters coming in. The configuration (FIBEX/ARXML) describes this in detail.

The method echoUINT8() returns the UINT8 value. In this case it sent via UDP.

The echoUDP8Reliable() uses TCP instead.

The echoUINT8E2E() uses End-to-End-protection.



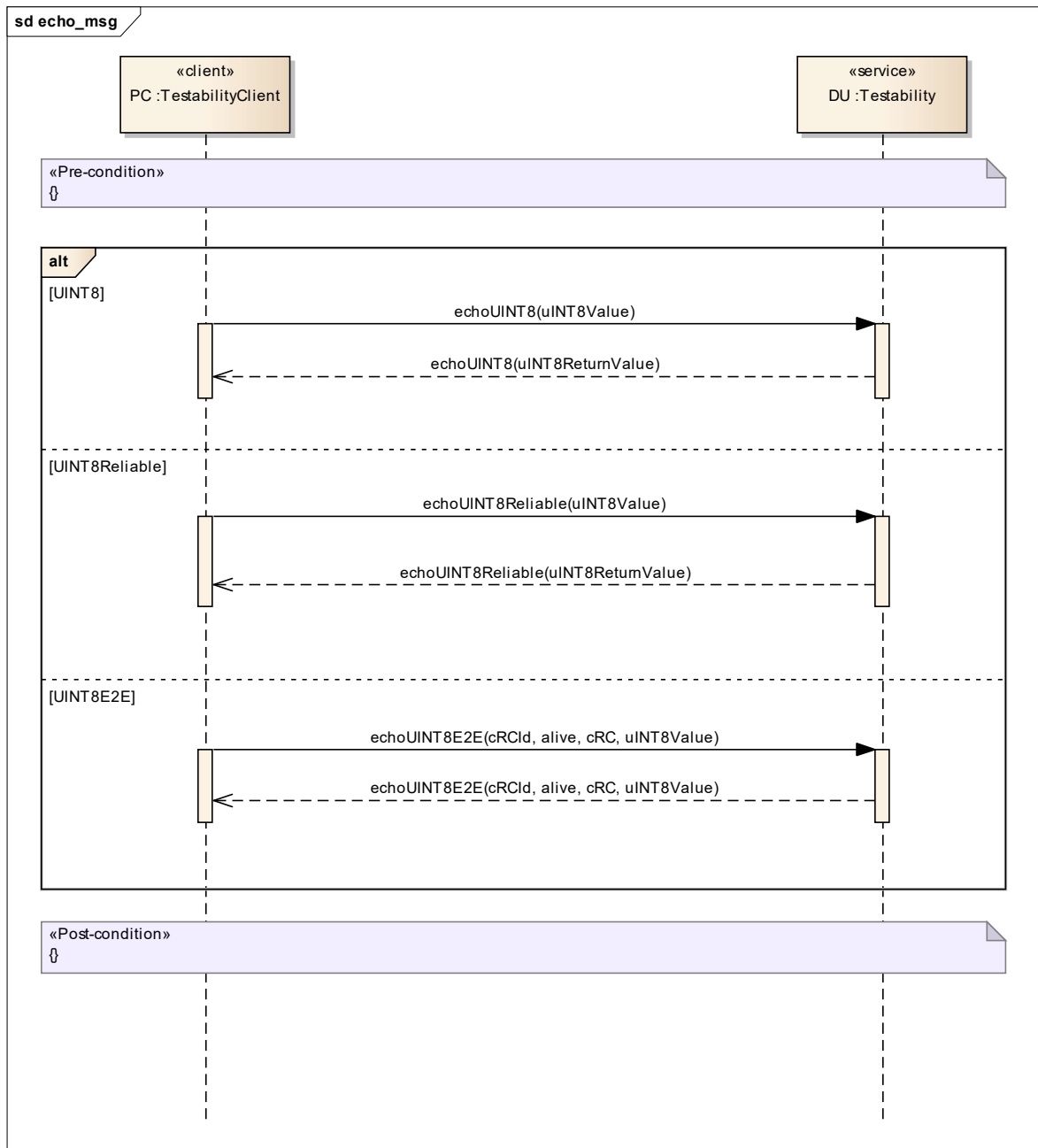


Figure 6: echoUINT8(),echUINT8reliable(),echoUINT8E2E()

5.1.4.4.3 Testing Events

Method	ID
triggerEventUINT8	3 (0x03)
triggerEventUINT8Array	4 (0x04)
triggerEventUINT8E2E	6 (0x06)
triggerEventUINT8Reliable	5 (0x05)
triggerEventUINT8Multicast	58 (0x3A)

After the method triggerEventUINT8Reliable (start, duration, debounceTime) was invoked, the service Testability waits <start> seconds and triggers a periodical event testEventUINT8Reliable(uINT8Value) with the passed duration and debounce time. The transport protocol of the event message is TCP.

There are more test events and the corresponding trigger methods available also for other passed datatypes. The diagram below only shows one example.

The full list can be found in the service catalog.

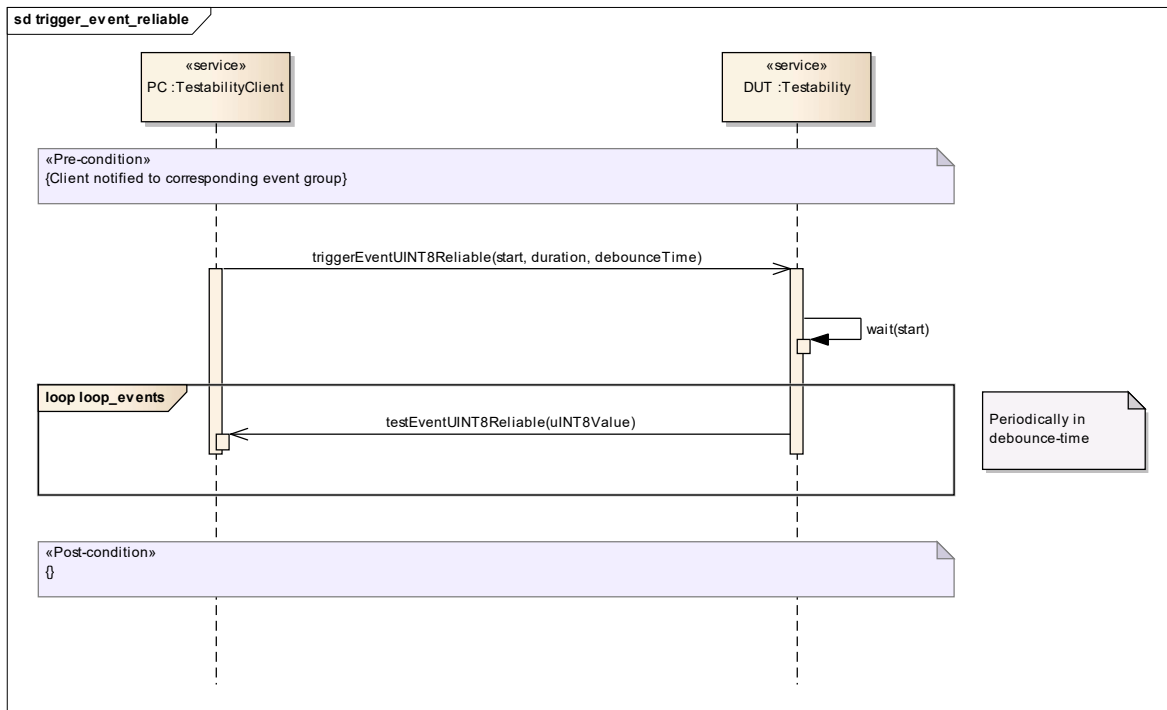


Figure 7: triggerEventUINT8Reliable()

After the method triggerEventUINT8Array(start, duration, debounceTime) was invoked, the service Testability waits <start> seconds and triggers a periodical event testEventUINT8Array(uINT8Array) with the passed duration and debounce time.

The transport protocol for both the trigger method and the event is UDP.

There are more test events and the corresponding trigger methods available also for other passed datatypes. The diagram below only shows one example.

The full list can be found in the service catalog.

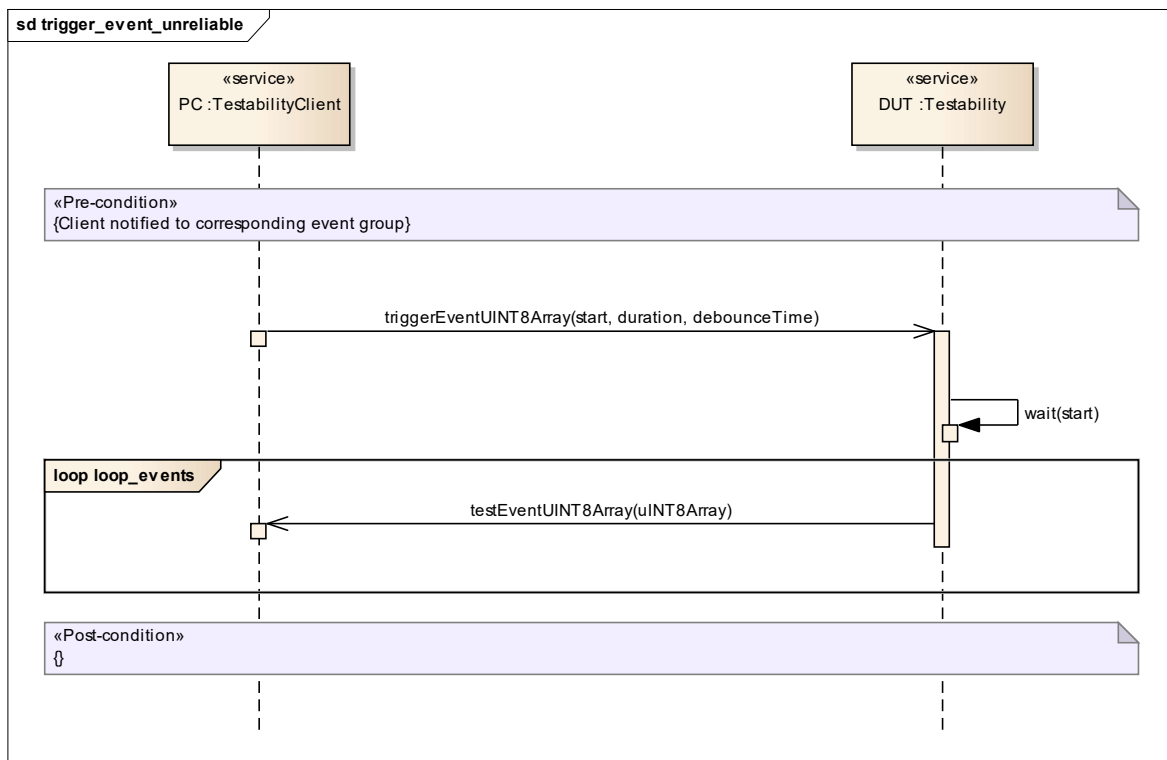


Figure 8: triggerEventUINT8Array()

The other triggerEvent methods run as follows: E2E methods always use End-to-End protection.

#### 5.1.4.4.4 Testing fields (getter, setter, notify)

Different test fields are available to test the corresponding getter methods, both unreliable via UDP and reliable via TCP. The full list of test fields is documented in the service catalog.

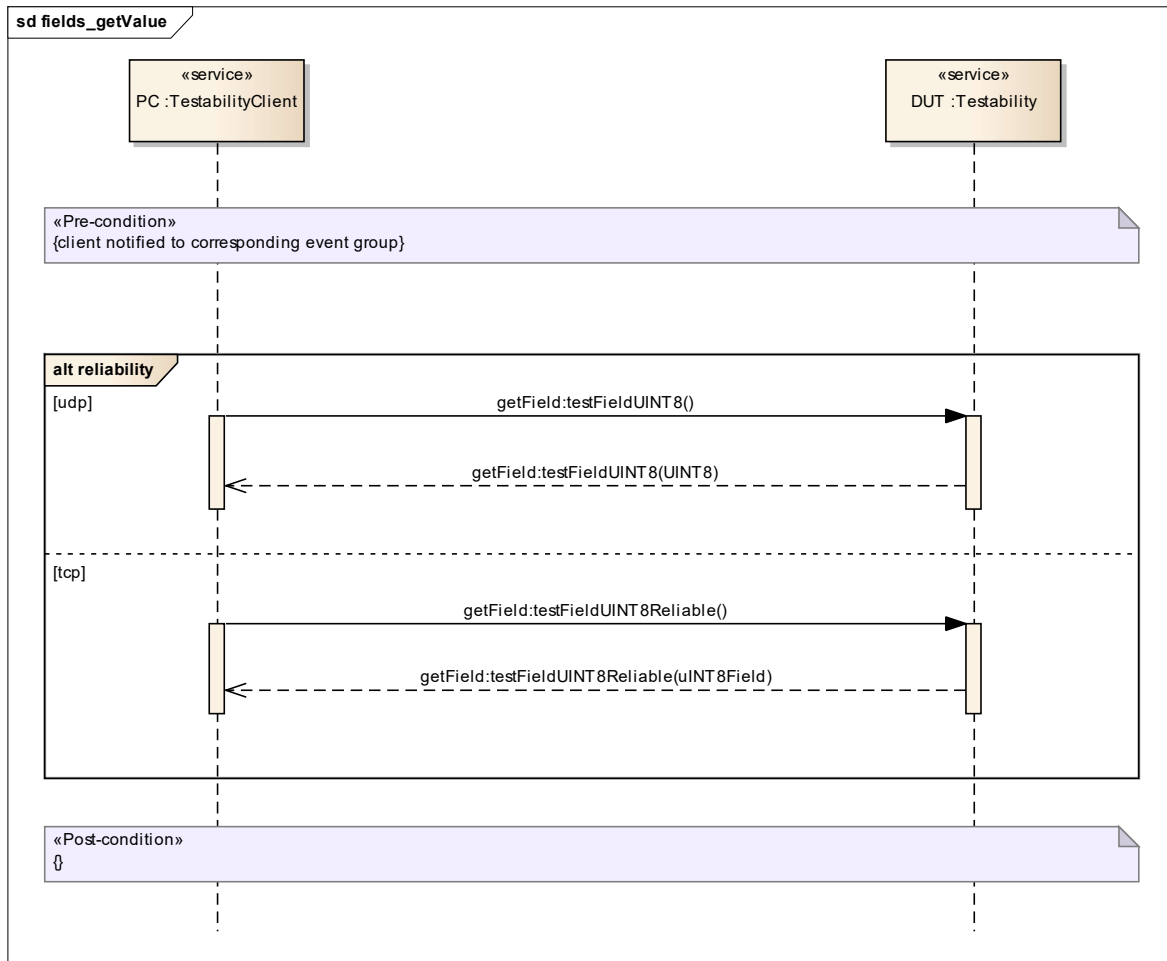


Figure 9: getField:testFieldUINT8(),getField:testFieldUINT8Reliable()

Different test fields are available to to test the corresponding setter methods, both unreliable via UDP and reliable via TCP. The full list of test fields is documented in the service catalog.

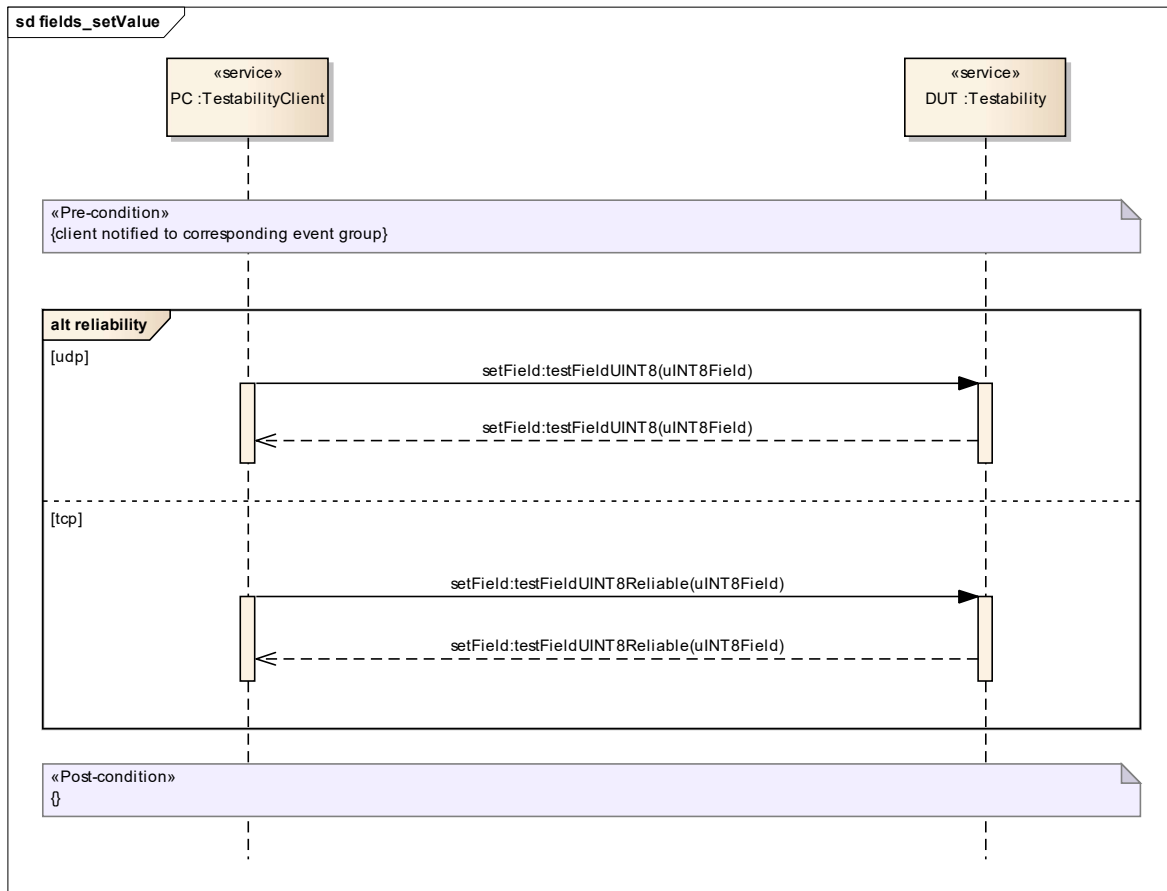


Figure 10: setField:testFieldUINT8(),setField:testFieldUINT8Reliable()

Different test fields are available to test the corresponding notifier events, both unreliable via UDP and reliable via TCP. Additionally, the value of the test fields is updated periodically to trigger a notification event. The full list of test fields is documented in the service catalog.

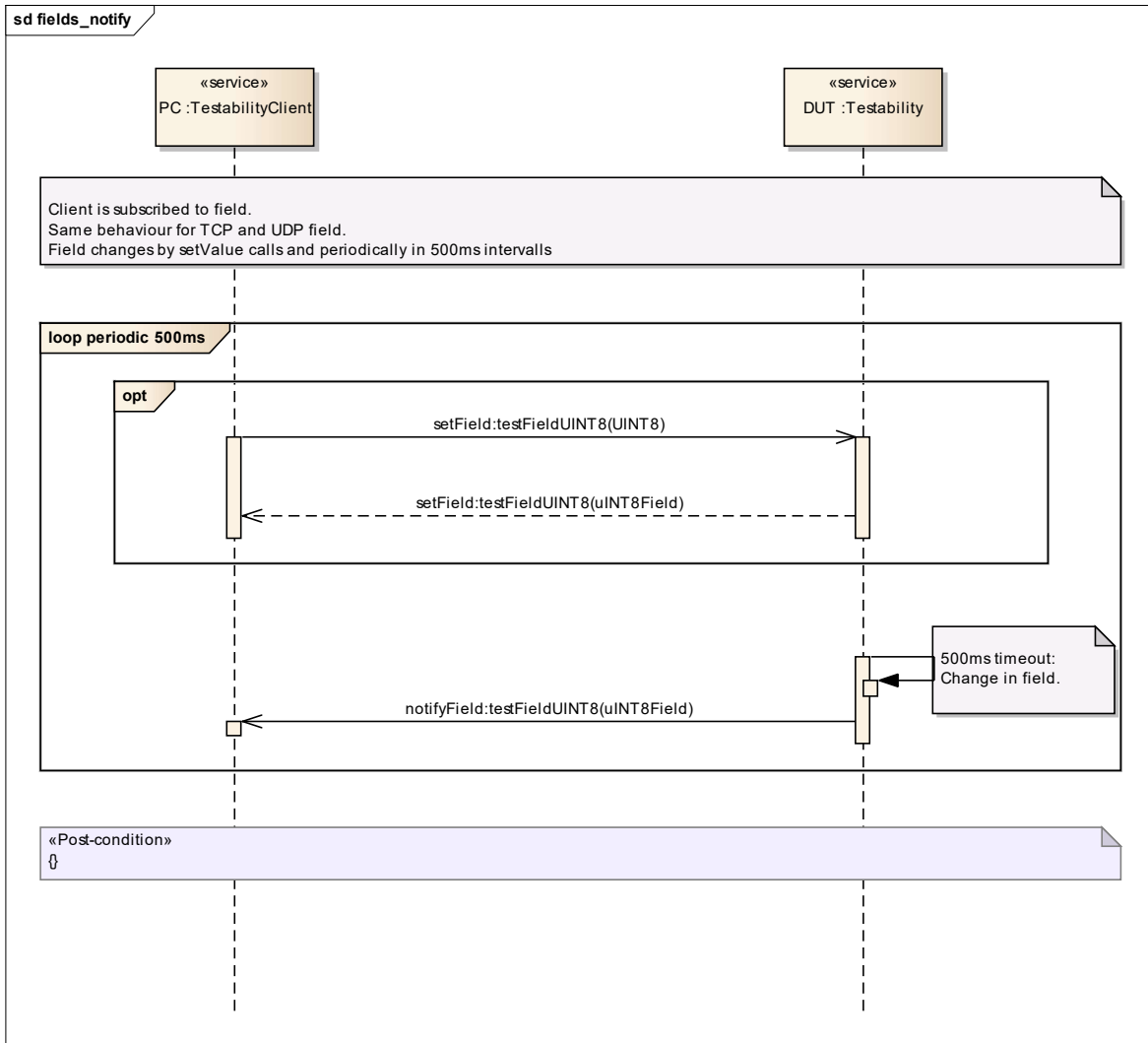


Figure 11: notifyField:testFieldUINT8()

## 5.1.5 Test Cases SOME/IP Server

### 5.1.5.1 Message Format

#### 5.1.5.1.1 SOMEIPSRV\_FORMAT\_01: Client ID

Synopsis	The Client ID shall be set statically to 0x0000
Prerequisites	N/a
Test setup	Topology 1
Test Input Parameters	Check section general Input Parameters
Test Procedure	<ol style="list-style-type: none"> <li>1. DUT CONFIGURE: Start Service on &lt;Diface-0&gt; with the following information <ul style="list-style-type: none"> <li>- Service ID : &lt;SERVICE-ID-1&gt;</li> <li>- Number Of Instances : 1</li> </ul> </li> <li>2. TESTER: &lt;CLIENT-1&gt; Listens (upto &lt;ParamListenTime&gt;) on &lt;Diface-0&gt;</li> <li>3. DUT: Sends SOME/IP Notification Message</li> <li>4. TESTER: Verify that received SOME/IP Notification Message contains: <ul style="list-style-type: none"> <li>- Client ID is set to 0x0000</li> </ul> </li> <li>5. DUT CONFIGURE: Stop Service on &lt;Diface-0&gt; with the following information <ul style="list-style-type: none"> <li>- Service ID : &lt;SERVICE-ID-1&gt;</li> </ul> </li> </ol>
Pass Criteria	<ol style="list-style-type: none"> <li>3. DUT: Sends SOME/IP Notification Message</li> <li>4. TESTER: Verify that received SOME/IP Notification Message contains: <ul style="list-style-type: none"> <li>- Client ID is set to 0x0000</li> </ul> </li> </ol>
Reference	Specification of Service Discovery V1.2.0 R4.1 Rev 3 Section 7.3 [SWS_SD_00033] Page 23 'Message format' (MUST)
Notes	

5.1.5.1.2 SOMEIPSRV\_FORMAT\_02: Session ID

Synopsis	After initialization of the Service Discovery Module, the Session ID for messages sent by the local ECU shall be 0x0001.
Prerequisites	N/a
Test setup	Topology 1
Test Input Parameters	Check section general Input Parameters
Test Procedure	<ol style="list-style-type: none"> <li>1. DUT CONFIGURE: Start Service on &lt;Diface-0&gt; with the following information <ul style="list-style-type: none"> <li>- Service ID : &lt;SERVICE-ID-1&gt;</li> <li>- Number Of Instances : 1</li> </ul> </li> <li>2. TESTER: &lt;CLIENT-1&gt; Listens (upto (&lt;SERVICE-ID-1-INITIAL-WAIT-TIME&gt; + &lt;CLIENT1-LISTEN-TIME&gt;) second) on &lt;Diface-0&gt;</li> <li>3. DUT: Sends SOME/IP Notification Message</li> <li>4. TESTER: Verify that received SOME/IP Notification Message contains: <ul style="list-style-type: none"> <li>- Session ID is set to 0x0001</li> </ul> </li> <li>5. DUT CONFIGURE: Stop Service on &lt;Diface-0&gt; with the following information <ul style="list-style-type: none"> <li>- Service ID : &lt;SERVICE-ID-1&gt;</li> </ul> </li> </ol>
Pass Criteria	<ol style="list-style-type: none"> <li>3. DUT: Sends SOME/IP Notification Message</li> <li>4. TESTER: Verify that received SOME/IP Notification Message contains: <ul style="list-style-type: none"> <li>- Session ID is set to 0x0001</li> </ul> </li> </ol>
Reference	Specification of Service Discovery V1.2.0 R4.1 Rev 3 Section 7.3 [SWS_SD_00034] Page 23 'Message format' (MUST)
Notes	



5.1.5.1.3 SOMEIPSRV\_FORMAT\_03: Protocol Version

Synopsis	The value for the Protocol Version field shall be statically set to 0x01
Prerequisites	N/a
Test setup	Topology 1
Test Input Parameters	Check section general Input Parameters
Test Procedure	<ol style="list-style-type: none"> <li>1. DUT CONFIGURE: Start Service on &lt;Diface-0&gt; with the following information <ul style="list-style-type: none"> <li>- Service ID : &lt;SERVICE-ID-1&gt;</li> <li>- Number Of Instances : 1</li> </ul> </li> <li>2. TESTER: &lt;CLIENT-1&gt; Listens (upto &lt;ParamListenTime&gt;) on &lt;Diface-0&gt;</li> <li>3. DUT: Sends SOME/IP Notification Message</li> <li>4. TESTER: Verify that received SOME/IP Notification Message contains: <ul style="list-style-type: none"> <li>- Protocol Version is set to 0x01</li> </ul> </li> <li>5. DUT CONFIGURE: Stop Service on &lt;Diface-0&gt; with the following information <ul style="list-style-type: none"> <li>- Service ID : &lt;SERVICE-ID-1&gt;</li> </ul> </li> </ol>
Pass Criteria	<ol style="list-style-type: none"> <li>3. DUT: Sends SOME/IP Notification Message</li> <li>4. TESTER: Verify that received SOME/IP Notification Message contains: <ul style="list-style-type: none"> <li>- Protocol Version is set to 0x01</li> </ul> </li> </ol>
Reference	Specification of Service Discovery V1.2.0 R4.1 Rev 3 Section 7.3 [SWS_SD_00141] Page 24 'Message format' (MUST)
Notes	

5.1.5.1.4 SOMEIPSRV\_FORMAT\_04: Interface Version

Synopsis	The value for the Interface Version field shall be statically set to 0x01
Prerequisites	N/a
Test setup	Topology 1
Test Input Parameters	Check section general Input Parameters
Test Procedure	<ol style="list-style-type: none"> <li>1. DUT CONFIGURE: Start Service on &lt;Diface-0&gt; with the following information <ul style="list-style-type: none"> <li>- Service ID : &lt;SERVICE-ID-1&gt;</li> <li>- Number Of Instances : 1</li> </ul> </li> <li>2. TESTER: &lt;CLIENT-1&gt; Listens (upto &lt;ParamListenTime&gt;) on &lt;Diface-0&gt;</li> <li>3. DUT: Sends SOME/IP Notification Message</li> <li>4. TESTER: Verify that received SOME/IP Notification Message contains: <ul style="list-style-type: none"> <li>- Interface Version is set to 0x01</li> </ul> </li> <li>5. DUT CONFIGURE: Stop Service on &lt;Diface-0&gt; with the following information <ul style="list-style-type: none"> <li>- Service ID : &lt;SERVICE-ID-1&gt;</li> </ul> </li> </ol>
Pass Criteria	<ol style="list-style-type: none"> <li>3. DUT: Sends SOME/IP Notification Message</li> <li>4. TESTER: Verify that received SOME/IP Notification Message contains: <ul style="list-style-type: none"> <li>- Interface Version is set to 0x01</li> </ul> </li> </ol>
Reference	Specification of Service Discovery V1.2.0 R4.1 Rev 3 Section 7.3 [SWS_SD_00143] Page 24 'Message format' (MUST)
Notes	

## 5.1.5.1.5 SOMEIPSRV\_FORMAT\_05: Message Type

Synopsis	The value for the Message Type field shall be statically set to 0x02
Prerequisites	N/a
Test setup	Topology 1
Test Input Parameters	Check section general Input Parameters
Test Procedure	<ol style="list-style-type: none"> <li>1. DUT CONFIGURE: Start Service on &lt;Diface-0&gt; with the following information <ul style="list-style-type: none"> <li>- Service ID : &lt;SERVICE-ID-1&gt;</li> <li>- Number Of Instances : 1</li> </ul> </li> <li>2. TESTER: &lt;CLIENT-1&gt; Listens (upto &lt;ParamListenTime&gt;) on &lt;Diface-0&gt;</li> <li>3. DUT: Sends SOME/IP Notification Message</li> <li>4. DUT CONFIGURE: Stop Service on &lt;Diface-0&gt; with the following information <ul style="list-style-type: none"> <li>- Service ID : &lt;SERVICE-ID-1&gt;</li> </ul> </li> </ol>
Pass Criteria	3. DUT: Sends SOME/IP Notification Message
Reference	Specification of Service Discovery V1.2.0 R4.1 Rev 3 Section 7.3 [SWS_SD_00145] Page 24 'Message format' (MUST)
Notes	

5.1.5.1.6 SOMEIPSRV\_FORMAT\_06: Return Code

Synopsis	The Return Code field shall be statically set to 0x00 Note: This test case is for SD message
Prerequisites	N/a
Test setup	Topology 1
Test Input Parameters	Check section general Input Parameters
Test Procedure	<ol style="list-style-type: none"> <li>1. DUT CONFIGURE: Start Service on &lt;Diface-0&gt; with the following information <ul style="list-style-type: none"> <li>- Service ID : &lt;SERVICE-ID-1&gt;</li> <li>- Number Of Instances : 1</li> </ul> </li> <li>2. TESTER: &lt;CLIENT-1&gt; Listens (upto &lt;ParamListenTime&gt;) on &lt;Diface-0&gt;</li> <li>3. DUT: Sends SOME/IP Notification Message</li> <li>4. TESTER: Verify that received SOME/IP Notification Message contains: <ul style="list-style-type: none"> <li>- Return Code is set to 0x00</li> </ul> </li> <li>5. DUT CONFIGURE: Stop Service on &lt;Diface-0&gt; with the following information <ul style="list-style-type: none"> <li>- Service ID : &lt;SERVICE-ID-1&gt;</li> </ul> </li> </ol>
Pass Criteria	<ol style="list-style-type: none"> <li>3. DUT: Sends SOME/IP Notification Message</li> <li>4. TESTER: Verify that received SOME/IP Notification Message contains: <ul style="list-style-type: none"> <li>- Return Code is set to 0x00</li> </ul> </li> </ol>
Reference	Specification of Service Discovery V1.2.0 R4.1 Rev 3 Section 7.3 [SWS_SD_00147] Page 25 'Message format' (MUST)
Notes	

5.1.5.1.7 SOMEIPSRV\_FORMAT\_07: Reboot Flag

Synopsis	The Reboot Flag shall be set to '1' for all messages after reboot until the Session ID of the Request ID field wraps and thus starts with 0x0001 again. After that the Reboot Flag shall be set to '0'.
Prerequisites	N/a
Test setup	Topology 1
Test Input Parameters	Check section general Input Parameters
Test Procedure	<ol style="list-style-type: none"> <li>1. DUT CONFIGURE: Start Service on &lt;Diface-0&gt; with the following information <ul style="list-style-type: none"> <li>- Service ID : &lt;SERVICE-ID-1&gt;</li> <li>- Number Of Instances : 1</li> </ul> </li> <li>2. TESTER: &lt;CLIENT-1&gt; Listens (upto &lt;ParamListenTime&gt;) on &lt;Diface-0&gt;</li> <li>3. DUT: Sends SOME/IP Notification Message</li> <li>4. TESTER: Verify that received SOME/IP Notification Message contains: <ul style="list-style-type: none"> <li>- Reboot Flag bit is set to 1</li> </ul> </li> <li>5. DUT CONFIGURE: Stop Service on &lt;Diface-0&gt; with the following information <ul style="list-style-type: none"> <li>- Service ID : &lt;SERVICE-ID-1&gt;</li> </ul> </li> </ol>
Pass Criteria	<ol style="list-style-type: none"> <li>3. DUT: Sends SOME/IP Notification Message</li> <li>4. TESTER: Verify that received SOME/IP Notification Message contains: <ul style="list-style-type: none"> <li>- Reboot Flag bit is set to 1</li> </ul> </li> </ol>
Reference	Specification of Service Discovery V1.2.0 R4.1 Rev 3 Section 7.3 [SWS_SD_00151] Page 25 'Message format' (MUST)
Notes	

## 5.1.5.1.8 SOMEIPSRV\_FORMAT\_08: Unicast Flag

Synopsis	The Unicast Flag of the Flag field shall be set to Unicast Flag and shall be set to '1', meaning: This ECU supports receiving Unicast messages.
Prerequisites	N/a
Test setup	Topology 1
Test Input Parameters	Check section general Input Parameters
Test Procedure	<ol style="list-style-type: none"> <li>1. DUT CONFIGURE: Start Service on &lt;DIface-0&gt; with the following information <ul style="list-style-type: none"> <li>- Service ID : &lt;SERVICE-ID-1&gt;</li> <li>- Number Of Instances : 1</li> </ul> </li> <li>2. TESTER: &lt;CLIENT-1&gt; Listens (upto &lt;ParamListenTime&gt;) on &lt;DIface-0&gt;</li> <li>3. DUT: Sends SOME/IP Notification Message</li> <li>4. TESTER: Verify that received SOME/IP Notification Message contains: <ul style="list-style-type: none"> <li>- Unicast Flag bit is set to 1</li> </ul> </li> <li>5. DUT CONFIGURE: Stop Service on &lt;DIface-0&gt; with the following information <ul style="list-style-type: none"> <li>- Service ID : &lt;SERVICE-ID-1&gt;</li> </ul> </li> </ol>
Pass Criteria	<ol style="list-style-type: none"> <li>3. DUT: Sends SOME/IP Notification Message</li> <li>4. TESTER: Verify that received SOME/IP Notification Message contains: <ul style="list-style-type: none"> <li>- Unicast Flag bit is set to 1</li> </ul> </li> </ol>
Reference	Specification of Service Discovery V1.2.0 R4.1 Rev 3 Section 7.3 [SWS_SD_00153] Page 26 'Message format' (MUST)
Notes	

5.1.5.1.9 SOMEIPSRV\_FORMAT\_09: Undefined bits in the Flag field

Synopsis	Undefined bits within the Flag field shall be statically set to '0'
Prerequisites	N/a
Test setup	Topology 1
Test Input Parameters	Check section general Input Parameters
Test Procedure	<ol style="list-style-type: none"> <li>1. DUT CONFIGURE: Start Service on &lt;Diface-0&gt; with the following information <ul style="list-style-type: none"> <li>- Service ID : &lt;SERVICE-ID-1&gt;</li> <li>- Number Of Instances : 1</li> </ul> </li> <li>2. TESTER: &lt;CLIENT-1&gt; Listens (upto &lt;ParamListenTime&gt;) on &lt;Diface-0&gt;</li> <li>3. DUT: Sends SOME/IP Notification Message</li> <li>4. TESTER: Verify that received SOME/IP Notification Message contains: <ul style="list-style-type: none"> <li>- Six Flag bits other than Reboot and Unicast bits is set to 0</li> </ul> </li> <li>5. DUT CONFIGURE: Stop Service on &lt;Diface-0&gt; with the following information <ul style="list-style-type: none"> <li>- Service ID : &lt;SERVICE-ID-1&gt;</li> </ul> </li> </ol>
Pass Criteria	<ol style="list-style-type: none"> <li>3. DUT: Sends SOME/IP Notification Message</li> <li>4. TESTER: Verify that received SOME/IP Notification Message contains: <ul style="list-style-type: none"> <li>- Six Flag bits other than Reboot and Unicast bits is set to 0</li> </ul> </li> </ol>
Reference	Specification of Service Discovery V1.2.0 R4.1 Rev 3 Section 7.3 [SWS_SD_00154] Page 26 'Message format' (MUST)
Notes	

## 5.1.5.1.10 SOMEIPSRV\_FORMAT\_10: Reserved bits

Synopsis	All bits of the Reserved field shall be statically set to 0 binary.
Prerequisites	N/a
Test setup	Topology 1
Test Input Parameters	Check section general Input Parameters
Test Procedure	<ol style="list-style-type: none"> <li>1. DUT CONFIGURE: Start Service on &lt;Diface-0&gt; with the following information <ul style="list-style-type: none"> <li>- Service ID : &lt;SERVICE-ID-1&gt;</li> <li>- Number Of Instances : 1</li> </ul> </li> <li>2. TESTER: &lt;CLIENT-1&gt; Listens (upto &lt;ParamListenTime&gt;) on &lt;Diface-0&gt;</li> <li>3. DUT: Sends SOME/IP Notification Message</li> <li>4. TESTER: Verify that received SOME/IP Notification Message contains: <ul style="list-style-type: none"> <li>- Reserved is set to 0x000000</li> </ul> </li> <li>5. DUT CONFIGURE: Stop Service on &lt;Diface-0&gt; with the following information <ul style="list-style-type: none"> <li>- Service ID : &lt;SERVICE-ID-1&gt;</li> </ul> </li> </ol>
Pass Criteria	<ol style="list-style-type: none"> <li>3. DUT: Sends SOME/IP Notification Message</li> <li>4. TESTER: Verify that received SOME/IP Notification Message contains: <ul style="list-style-type: none"> <li>- Reserved is set to 0x000000</li> </ul> </li> </ol>
Reference	Specification of Service Discovery V1.2.0 R4.1 Rev 3 Section 7.3 [SWS_SD_00156] Page 26 'Message format' (MUST)
Notes	



5.1.5.1.11 SOMEIPSRV\_FORMAT\_11: Length of the Type 1 Entry

Synopsis	The length of the Type 1 Entry shall be 16 bytes Note : Offer Service is unnder Entry Type 1
Prerequisites	N/a
Test setup	Topology 1
Test Input Parameters	Check section general Input Parameters
Test Procedure	<ol style="list-style-type: none"> <li>1. DUT CONFIGURE: Start Service on &lt;Diface-0&gt; with the following information <ul style="list-style-type: none"> <li>- Service ID : &lt;SERVICE-ID-1&gt;</li> <li>- Number Of Instances : 1</li> </ul> </li> <li>2. TESTER: &lt;CLIENT-1&gt; Listens (upto &lt;ParamListenTime&gt;) on &lt;Diface-0&gt;</li> <li>3. DUT: Sends SOME/IP Notification Message</li> <li>4. TESTER: Verify that received SOME/IP Notification Message contains: <ul style="list-style-type: none"> <li>- Entry Type is set to 0x01</li> <li>- Entry Length is set to (NumberOfEntries*16)</li> </ul> </li> <li>5. DUT CONFIGURE: Stop Service on &lt;Diface-0&gt; with the following information <ul style="list-style-type: none"> <li>- Service ID : &lt;SERVICE-ID-1&gt;</li> </ul> </li> </ol>
Pass Criteria	<ol style="list-style-type: none"> <li>3. DUT: Sends SOME/IP Notification Message</li> <li>4. TESTER: Verify that received SOME/IP Notification Message contains: <ul style="list-style-type: none"> <li>- Entry Type is set to 0x01</li> <li>- Entry Length is set to (NumberOfEntries*16)</li> </ul> </li> </ol>
Reference	Specification of Service Discovery V1.2.0 R4.1 Rev 3 Section 7.3 [SWS_SD_00160] Page 27 'Message format' (MUST)
Notes	

## 5.1.5.1.12 SOMEIPSRV\_FORMAT\_12: Index First Option Run of the Type 1 Entry

Synopsis	The "Index First Option Run" field of the Type 1 Entry format layout shall carry the index of the first option of the first option run of this entry in the option array. Note : Offer Service is under Entry Type 1
Prerequisites	N/a
Test setup	Topology 1
Test Input Parameters	Check section general Input Parameters
Test Procedure	<ol style="list-style-type: none"> <li>1. DUT CONFIGURE: Start Service on &lt;Diface-0&gt; with the following information <ul style="list-style-type: none"> <li>- Service ID : &lt;SERVICE-ID-1&gt;</li> <li>- Number Of Instances : 1</li> </ul> </li> <li>2. TESTER: &lt;CLIENT-1&gt; Sends SOME/IP Notification Message to DUT through &lt;Diface-0&gt; containing : <ul style="list-style-type: none"> <li>- Entry Type set to SOMEIP_ENTRY_FIND_SERVICE</li> <li>- Service ID in Entry Array set to &lt;SERVICE-ID-1&gt;</li> </ul> </li> <li>3. TESTER: &lt;CLIENT-1&gt; Listens (upto &lt;ParamListenTime&gt;) on &lt;Diface-0&gt; <ul style="list-style-type: none"> <li>- Entry Type set to SOMEIP_ENTRY_OFFER_SERVICE</li> <li>- Service ID in Entry Array set to &lt;SERVICE-ID-1&gt;</li> </ul> </li> <li>4. DUT: Sends SOME/IP Notification Message</li> <li>5. TESTER: Verify that received SOME/IP Notification Message contains: <ul style="list-style-type: none"> <li>- Index 1st Option in Entry Array is set to 0</li> </ul> </li> <li>6. DUT CONFIGURE: Stop Service on &lt;Diface-0&gt; with the following information <ul style="list-style-type: none"> <li>- Service ID : &lt;SERVICE-ID-1&gt;</li> </ul> </li> </ol>
Pass Criteria	<ol style="list-style-type: none"> <li>4. DUT: Sends SOME/IP Notification Message</li> <li>5. TESTER: Verify that received SOME/IP Notification Message contains: <ul style="list-style-type: none"> <li>- Index 1st Option in Entry Array is set to 0</li> </ul> </li> </ol>
Reference	Specification of Service Discovery V1.2.0 R4.1 Rev 3 Section 7.3 [SWS_SD_00164] Page 28 'Message format' (MUST)
Notes	

5.1.5.1.13 SOMEIPSRV\_FORMAT\_13: Number of Option 1 of the Type 1 Entry

Synopsis	[SWS_SD_00168] The "Number of Option 1" of the Type 1 Entry format layout shall carry the number of options the first option run uses. Note : Offer Service is under Entry Type 1
Prerequisites	N/a
Test setup	Topology 1
Test Input Parameters	Check section general Input Parameters
Test Procedure	<ol style="list-style-type: none"> <li>1. DUT CONFIGURE: Start Service on &lt;Diface-0&gt; with the following information <ul style="list-style-type: none"> <li>- Service ID : &lt;SERVICE-ID-1&gt;</li> <li>- Number Of Instances : 1</li> </ul> </li> <li>2. TESTER: &lt;CLIENT-1&gt; Sends SOME/IP Notification Message to DUT through &lt;Diface-0&gt; containing : <ul style="list-style-type: none"> <li>- Entry Type set to SOMEIP_ENTRY_FIND_SERVICE</li> <li>- Service ID in Entry Array set to &lt;SERVICE-ID-1&gt;</li> </ul> </li> <li>3. TESTER: &lt;CLIENT-1&gt; Listens (upto &lt;ParamListenTime&gt;) on &lt;Diface-0&gt; <ul style="list-style-type: none"> <li>- Entry Type set to SOMEIP_ENTRY_OFFER_SERVICE</li> <li>- Service ID in Entry Array set to &lt;SERVICE-ID-1&gt;</li> </ul> </li> <li>4. DUT: Sends SOME/IP Notification Message</li> <li>5. TESTER: Verify that received SOME/IP Notification Message contains: <ul style="list-style-type: none"> <li>- Num of Opt 1 in Entry Array is greater than or equal to 1</li> </ul> </li> <li>6. DUT CONFIGURE: Stop Service on &lt;Diface-0&gt; with the following information <ul style="list-style-type: none"> <li>- Service ID : &lt;SERVICE-ID-1&gt;</li> </ul> </li> </ol>
Pass Criteria	<ol style="list-style-type: none"> <li>4. DUT: Sends SOME/IP Notification Message</li> <li>5. TESTER: Verify that received SOME/IP Notification Message contains: <ul style="list-style-type: none"> <li>- Num of Opt 1 in Entry Array is greater than or equal to 1</li> </ul> </li> </ol>
Reference	Specification of Service Discovery V1.2.0 R4.1 Rev 3 Section 7.3 [SWS_SD_00168] Page 28 'Message format' (MUST)
Notes	

5.1.5.1.14 SOMEIPSRV\_FORMAT\_14: Service ID field of the Type 1 Entry

Synopsis	The Service ID field of the Type 1 Entry format layout shall carry the Service ID of the service, statically configured using the parameter SdServerServiceID and SdClientServiceID, depending on being a server or client entry. Note : Offer Service is unnder Entry Type 1
Prerequisites	N/a
Test setup	Topology 1
Test Input Parameters	Check section general Input Parameters
Test Procedure	<ol style="list-style-type: none"> <li>1. DUT CONFIGURE: Start Service on &lt;Diface-0&gt; with the following information <ul style="list-style-type: none"> <li>- Service ID : &lt;SERVICE-ID-1&gt;</li> <li>- Number Of Instances : 1</li> </ul> </li> <li>2. TESTER: &lt;CLIENT-1&gt; Sends SOME/IP Notification Message to DUT through &lt;Diface-0&gt; containing : <ul style="list-style-type: none"> <li>- Entry Type set to SOMEIP_ENTRY_FIND_SERVICE</li> <li>- Service ID in Entry Array set to &lt;SERVICE-ID-1&gt;</li> </ul> </li> <li>3. TESTER: &lt;CLIENT-1&gt; Listens (upto &lt;ParamListenTime&gt;) on &lt;Diface-0&gt; <ul style="list-style-type: none"> <li>- Entry Type set to SOMEIP_ENTRY_OFFER_SERVICE</li> <li>- Service ID in Entry Array set to &lt;SERVICE-ID-1&gt;</li> </ul> </li> <li>4. DUT: Sends SOME/IP Notification Message</li> <li>5. DUT CONFIGURE: Stop Service on &lt;Diface-0&gt; with the following information <ul style="list-style-type: none"> <li>- Service ID : &lt;SERVICE-ID-1&gt;</li> </ul> </li> </ol>
Pass Criteria	4. DUT: Sends SOME/IP Notification Message
Reference	Specification of Service Discovery V1.2.0 R4.1 Rev 3 Section 7.3 [SWS_SD_00173] Page 29 'Message format' (MUST)
Notes	

5.1.5.1.15 SOMEIPSRV\_FORMAT\_15: Instance ID field of the Type 1 Entry

Synopsis	The Instance ID field of the Type 1 Entry format layout shall carry the Instance ID of the service, statically configured using the parameter SdServerServiceInstanceID and SdClientServiceInstanceID, depending on being a server or client entry. Note : Offer Service is unnder Entry Type 1
Prerequisites	N/a
Test setup	Topology 1
Test Input Parameters	Check section general Input Parameters
Test Procedure	<ol style="list-style-type: none"> <li>1. DUT CONFIGURE: Start Service on &lt;Diface-0&gt; with the following information <ul style="list-style-type: none"> <li>- Service ID : &lt;SERVICE-ID-1&gt;</li> <li>- Number Of Instances : 1</li> </ul> </li> <li>2. TESTER: &lt;CLIENT-1&gt; Sends SOME/IP Notification Message to DUT through &lt;Diface-0&gt; containing : <ul style="list-style-type: none"> <li>- Entry Type set to SOMEIP_ENTRY_FIND_SERVICE</li> <li>- Service ID in Entry Array set to &lt;SERVICE-ID-1&gt;</li> </ul> </li> <li>3. TESTER: &lt;CLIENT-1&gt; Listens (upto &lt;ParamListenTime&gt;) on &lt;Diface-0&gt; <ul style="list-style-type: none"> <li>- Entry Type set to SOMEIP_ENTRY_OFFER_SERVICE</li> <li>- Service ID in Entry Array set to &lt;SERVICE-ID-1&gt;</li> </ul> </li> <li>4. DUT: Sends SOME/IP Notification Message</li> <li>5. TESTER: Verify that received SOME/IP Notification Message contains: <ul style="list-style-type: none"> <li>- Instance ID in Entry Array is set to &lt;SERVICE-ID-1-INSTANCE-ID&gt;</li> </ul> </li> <li>6. DUT CONFIGURE: Stop Service on &lt;Diface-0&gt; with the following information <ul style="list-style-type: none"> <li>- Service ID : &lt;SERVICE-ID-1&gt;</li> </ul> </li> </ol>
Pass Criteria	<ol style="list-style-type: none"> <li>4. DUT: Sends SOME/IP Notification Message</li> <li>5. TESTER: Verify that received SOME/IP Notification Message contains: <ul style="list-style-type: none"> <li>- Instance ID in Entry Array is set to &lt;SERVICE-ID-1-INSTANCE-ID&gt;</li> </ul> </li> </ol>
Reference	Specification of Service Discovery V1.2.0 R4.1 Rev 3 Section 7.3 [SWS_SD_00175] Page 29 'Message format' (MUST)
Notes	

5.1.5.1.16 SOMEIPSRV\_FORMAT\_16: Major Version field of the Type 1 Entry

Synopsis	The Major Version field of the Type 1 Entry format layout shall carry the SdServerServiceMajorVersion and SdClientServiceMajorVersion, depending on being a server or client entry. Note : Offer Service is unnder Entry Type 1
Prerequisites	N/a
Test setup	Topology 1
Test Input Parameters	Check section general Input Parameters
Test Procedure	<ol style="list-style-type: none"> <li>1. DUT CONFIGURE: Start Service on &lt;Diface-0&gt; with the following information <ul style="list-style-type: none"> <li>- Service ID : &lt;SERVICE-ID-1&gt;</li> <li>- Number Of Instances : 1</li> </ul> </li> <li>2. TESTER: &lt;CLIENT-1&gt; Sends SOME/IP Notification Message to DUT through &lt;Diface-0&gt; containing : <ul style="list-style-type: none"> <li>- Entry Type set to SOMEIP_ENTRY_FIND_SERVICE</li> <li>- Service ID in Entry Array set to &lt;SERVICE-ID-1&gt;</li> </ul> </li> <li>3. TESTER: &lt;CLIENT-1&gt; Listens (upto &lt;ParamListenTime&gt;) on &lt;Diface-0&gt; <ul style="list-style-type: none"> <li>- Entry Type set to SOMEIP_ENTRY_OFFER_SERVICE</li> <li>- Service ID in Entry Array set to &lt;SERVICE-ID-1&gt;</li> </ul> </li> <li>4. DUT: Sends SOME/IP Notification Message</li> <li>5. TESTER: Verify that received SOME/IP Notification Message contains: <ul style="list-style-type: none"> <li>- Major Version in Entry Array is set to &lt;SERVICE-ID-1-MAJ-VER&gt;</li> </ul> </li> <li>6. DUT CONFIGURE: Stop Service on &lt;Diface-0&gt; with the following information <ul style="list-style-type: none"> <li>- Service ID : &lt;SERVICE-ID-1&gt;</li> </ul> </li> </ol>
Pass Criteria	<ol style="list-style-type: none"> <li>4. DUT: Sends SOME/IP Notification Message</li> <li>5. TESTER: Verify that received SOME/IP Notification Message contains: <ul style="list-style-type: none"> <li>- Major Version in Entry Array is set to &lt;SERVICE-ID-1-MAJ-VER&gt;</li> </ul> </li> </ol>
Reference	Specification of Service Discovery V1.2.0 R4.1 Rev 3 Section 7.3 [SWS_SD_00178] Page 29 'Message format' (MUST)
Notes	

5.1.5.1.17 SOMEIPSRV\_FORMAT\_17: TTL field of the Type 1 Entry

Synopsis	The TTL field of the Type 1 Entry format layout defines the lifetime of the entry in seconds configured using the parameter SdServerTimerTTL and SdClientTimerTTL, except for Stop-Entries, which have a TTL of 0 Note : Offer Service is unnder Entry Type 1
Prerequisites	N/a
Test setup	Topology 1
Test Input Parameters	Check section general Input Parameters
Test Procedure	<ol style="list-style-type: none"> <li>1. DUT CONFIGURE: Start Service on &lt;Diface-0&gt; with the following information <ul style="list-style-type: none"> <li>- Service ID : &lt;SERVICE-ID-1&gt;</li> <li>- Number Of Instances : 1</li> </ul> </li> <li>2. TESTER: &lt;CLIENT-1&gt; Sends SOME/IP Notification Message to DUT through &lt;Diface-0&gt; containing : <ul style="list-style-type: none"> <li>- Entry Type set to SOMEIP_ENTRY_FIND_SERVICE</li> <li>- Service ID in Entry Array set to &lt;SERVICE-ID-1&gt;</li> </ul> </li> <li>3. TESTER: &lt;CLIENT-1&gt; Listens (upto &lt;ParamListenTime&gt;) on &lt;Diface-0&gt; <ul style="list-style-type: none"> <li>- Entry Type set to SOMEIP_ENTRY_OFFER_SERVICE</li> <li>- Service ID in Entry Array set to &lt;SERVICE-ID-1&gt;</li> </ul> </li> <li>4. DUT: Sends SOME/IP Notification Message</li> <li>5. TESTER: Verify that received SOME/IP Notification Message contains: <ul style="list-style-type: none"> <li>- TTL in Entry Array is set to &lt;SERVICE-ID-1-TTL&gt;</li> </ul> </li> <li>6. DUT CONFIGURE: Stop Service on &lt;Diface-0&gt; with the following information <ul style="list-style-type: none"> <li>- Service ID : &lt;SERVICE-ID-1&gt;</li> </ul> </li> </ol>
Pass Criteria	<ol style="list-style-type: none"> <li>4. DUT: Sends SOME/IP Notification Message</li> <li>5. TESTER: Verify that received SOME/IP Notification Message contains: <ul style="list-style-type: none"> <li>- TTL in Entry Array is set to &lt;SERVICE-ID-1-TTL&gt;</li> </ul> </li> </ol>
Reference	Specification of Service Discovery V1.2.0 R4.1 Rev 3 Section 7.3 [SWS_SD_00180] Page 29 'Message format' (MUST)
Notes	

5.1.5.1.18 SOMEIPSRV\_FORMAT\_18: Minor Version field of the Type 1 Entry

Synopsis	The Minor Version field of the Type 1 Entry format layout shall carry the SdServerServiceMinorVersion and SdClientServiceMinorVersion. Note : Offer Service is unnder Entry Type 1
Prerequisites	N/a
Test setup	Topology 1
Test Input Parameters	Check section general Input Parameters
Test Procedure	<ol style="list-style-type: none"> <li>1. DUT CONFIGURE: Start Service on &lt;Diface-0&gt; with the following information <ul style="list-style-type: none"> <li>- Service ID : &lt;SERVICE-ID-1&gt;</li> <li>- Number Of Instances : 1</li> </ul> </li> <li>2. TESTER: &lt;CLIENT-1&gt; Sends SOME/IP Notification Message to DUT through &lt;Diface-0&gt; containing : <ul style="list-style-type: none"> <li>- Entry Type set to SOMEIP_ENTRY_FIND_SERVICE</li> <li>- Service ID in Entry Array set to &lt;SERVICE-ID-1&gt;</li> </ul> </li> <li>3. TESTER: &lt;CLIENT-1&gt; Listens (upto &lt;ParamListenTime&gt;) on &lt;Diface-0&gt; <ul style="list-style-type: none"> <li>- Entry Type set to SOMEIP_ENTRY_OFFER_SERVICE</li> <li>- Service ID in Entry Array set to &lt;SERVICE-ID-1&gt;</li> </ul> </li> <li>4. DUT: Sends SOME/IP Notification Message</li> <li>5. TESTER: Verify that received SOME/IP Notification Message contains: <ul style="list-style-type: none"> <li>- Minor Version in Entry Array is set to &lt;SERVICE-ID-1-MINOR-VER&gt;</li> </ul> </li> <li>6. DUT CONFIGURE: Stop Service on &lt;Diface-0&gt; with the following information <ul style="list-style-type: none"> <li>- Service ID : &lt;SERVICE-ID-1&gt;</li> </ul> </li> </ol>
Pass Criteria	<ol style="list-style-type: none"> <li>4. DUT: Sends SOME/IP Notification Message</li> <li>5. TESTER: Verify that received SOME/IP Notification Message contains: <ul style="list-style-type: none"> <li>- Minor Version in Entry Array is set to &lt;SERVICE-ID-1-MINOR-VER&gt;</li> </ul> </li> </ol>
Reference	Specification of Service Discovery V1.2.0 R4.1 Rev 3 Section 7.3 [SWS_SD_00182] Page 30 'Message format' (MUST)
Notes	



5.1.5.1.19 SOMEIPSRV\_FORMAT\_19: Type field of the Type 2 Entry

Synopsis	The Type field of the Type 2 Entry format layout shall carry one of the following values, depending of the purpose of the sent message: 0x06 to encode SubscribeEventgroup and StopSubscribeEventgroup 0x07 to encode SubscribeEventgroupAck and SubscribeEventgroupNack Note : SubscribeEventgroupAck is unnder Entry Type 2 Test case is to verify SubscribeEventgroupAck
Prerequisites	N/a
Test setup	Topology 1
Test Input Parameters	Check section general Input Parameters
Test Procedure	<ol style="list-style-type: none"> <li>1. DUT CONFIGURE: Start Service on &lt;Diface-0&gt; with the following information <ul style="list-style-type: none"> <li>- Service ID : &lt;SERVICE-ID-1&gt;</li> <li>- Number Of Instances : 1</li> </ul> </li> <li>2. TESTER: &lt;CLIENT-1&gt; Sends SOME/IP Notification Message to DUT through &lt;Diface-0&gt; containing : <ul style="list-style-type: none"> <li>- Entry Type set to SOMEIP_ENTRY_FIND_SERVICE</li> <li>- Service ID in Entry Array set to &lt;SERVICE-ID-1&gt;</li> </ul> </li> <li>3. TESTER: &lt;CLIENT-1&gt; Listens (upto &lt;ParamListenTime&gt;) on &lt;Diface-0&gt; <ul style="list-style-type: none"> <li>- Entry Type set to SOMEIP_ENTRY_OFFER_SERVICE</li> <li>- Service ID in Entry Array set to &lt;SERVICE-ID-1&gt;</li> </ul> </li> <li>4. DUT: Sends SOME/IP Notification Message</li> <li>5. TESTER: &lt;CLIENT-1&gt; Sends SOME/IP Notification Message to DUT through &lt;Diface-0&gt; containing : <ul style="list-style-type: none"> <li>- Entry Type set to SOMEIP_ENTRY_SUBSCRIBE</li> <li>- Service ID in Entry Array set to &lt;SERVICE-ID-1&gt;</li> <li>- EventGroup ID in Subscribe Eventgroup Entry set to &lt;EVENT-GROUP-ID-1-SI-1&gt;</li> </ul> </li> <li>6. TESTER: &lt;CLIENT-1&gt; Listens (upto &lt;ParamListenTime&gt;) on &lt;Diface-0&gt; <ul style="list-style-type: none"> <li>- Entry Type set to SOMEIP_ENTRY_SUBSCRIBE_ACK</li> <li>- Service ID in Entry Array set to &lt;SERVICE-ID-1&gt;</li> <li>- SOME/IP Expected EventGroup ID in Subscribe EventGroup Ack Entry set to &lt;EVENT-GROUP-ID-1-SI-1&gt;</li> </ul> </li> <li>7. DUT: Sends SOME/IP Notification Message</li> <li>8. DUT CONFIGURE: Stop Service on &lt;Diface-0&gt; with the following information <ul style="list-style-type: none"> <li>- Service ID : &lt;SERVICE-ID-1&gt;</li> </ul> </li> </ol>
Pass Criteria	<ol style="list-style-type: none"> <li>4. DUT: Sends SOME/IP Notification Message</li> <li>7. DUT: Sends SOME/IP Notification Message</li> </ol>
Reference	Specification of Service Discovery V1.2.0 R4.1 Rev 3 Section 7.3 [SWS_SD_00385] Page 30 'Message format' (MUST)
Notes	

5.1.5.1.20 SOMEIPSRV\_FORMAT\_20: Length of Type 2 Entries

Synopsis	The length of Type 2 Entries shall be 16 bytes. Note : SubscribeEventgroupAck is unnder Entry Type 2
Prerequisites	N/a
Test setup	Topology 1
Test Input Parameters	Check section general Input Parameters
Test Procedure	<p>1. DUT CONFIGURE: Start Service on &lt;Diface-0&gt; with the following information</p> <ul style="list-style-type: none"> <li>- Service ID : &lt;SERVICE-ID-1&gt;</li> <li>- Number Of Instances : 1</li> </ul> <p>2. TESTER: &lt;CLIENT-1&gt; Sends SOME/IP Notification Message to DUT through &lt;Diface-0&gt; containing :</p> <ul style="list-style-type: none"> <li>- Entry Type set to SOMEIP_ENTRY_FIND_SERVICE</li> <li>- Service ID in Entry Array set to &lt;SERVICE-ID-1&gt;</li> </ul> <p>3. TESTER: &lt;CLIENT-1&gt; Listens (upto &lt;ParamListenTime&gt;) on &lt;Diface-0&gt;</p> <ul style="list-style-type: none"> <li>- Entry Type set to SOMEIP_ENTRY_OFFER_SERVICE</li> <li>- Service ID in Entry Array set to &lt;SERVICE-ID-1&gt;</li> </ul> <p>4. DUT: Sends SOME/IP Notification Message</p> <p>5. TESTER: &lt;CLIENT-1&gt; Sends SOME/IP Notification Message to DUT through &lt;Diface-0&gt; containing :</p> <ul style="list-style-type: none"> <li>- Entry Type set to SOMEIP_ENTRY_SUBSCRIBE</li> <li>- Service ID in Entry Array set to &lt;SERVICE-ID-1&gt;</li> <li>- EventGroup ID in Subscribe Eventgroup Entry set to &lt;EVENT-GROUP-ID-1-SI-1&gt;</li> </ul> <p>6. TESTER: &lt;CLIENT-1&gt; Listens (upto &lt;ParamListenTime&gt;) on &lt;Diface-0&gt;</p> <ul style="list-style-type: none"> <li>- Entry Type set to SOMEIP_ENTRY_SUBSCRIBE_ACK</li> <li>- Service ID in Entry Array set to &lt;SERVICE-ID-1&gt;</li> <li>- SOME/IP Expected EventGroup ID in Subscribe EventGroup Ack Entry set to &lt;EVENT-GROUP-ID-1-SI-1&gt;</li> </ul> <p>7. DUT: Sends SOME/IP Notification Message</p> <p>8. TESTER: Verify that received SOME/IP Notification Message contains:</p> <ul style="list-style-type: none"> <li>- Entry Length is set to (NumberOfEntries*16)</li> </ul> <p>9. DUT CONFIGURE: Stop Service on &lt;Diface-0&gt; with the following information</p> <ul style="list-style-type: none"> <li>- Service ID : &lt;SERVICE-ID-1&gt;</li> </ul>
Pass Criteria	<p>4. DUT: Sends SOME/IP Notification Message</p> <p>7. DUT: Sends SOME/IP Notification Message</p> <p>8. TESTER: Verify that received SOME/IP Notification Message contains:</p> <ul style="list-style-type: none"> <li>- Entry Length is set to (NumberOfEntries*16)</li> </ul>
Reference	Specification of Service Discovery V1.2.0 R4.1 Rev 3 Section 7.3 [SWS_SD_00183] Page 30 'Message format' (MUST)
Notes	

5.1.5.1.21 SOMEIPSRV\_FORMAT\_21: Index First Option Run field of the Type 2 Entry

Synopsis	The "Index First Option Run" field of the Type 2 Entry format layout shall carry the index of the first option of the first option run of this entry in the option array. Note : SubscribeEventgroupAck is under Entry Type 2
Prerequisites	N/a
Test setup	Topology 1
Test Input Parameters	Check section general Input Parameters
Test Procedure	<p>1. DUT CONFIGURE: Start Service on &lt;Diface-0&gt; with the following information</p> <ul style="list-style-type: none"> <li>- Service ID : &lt;SERVICE-ID-1&gt;</li> <li>- Number Of Instances : 1</li> </ul> <p>2. TESTER: &lt;CLIENT-1&gt; Sends SOME/IP Notification Message to DUT through &lt;Diface-0&gt; containing :</p> <ul style="list-style-type: none"> <li>- Entry Type set to SOMEIP_ENTRY_FIND_SERVICE</li> <li>- Service ID in Entry Array set to &lt;SERVICE-ID-1&gt;</li> </ul> <p>3. TESTER: &lt;CLIENT-1&gt; Listens (upto &lt;ParamListenTime&gt;) on &lt;Diface-0&gt;</p> <ul style="list-style-type: none"> <li>- Entry Type set to SOMEIP_ENTRY_OFFER_SERVICE</li> <li>- Service ID in Entry Array set to &lt;SERVICE-ID-1&gt;</li> </ul> <p>4. DUT: Sends SOME/IP Notification Message</p> <p>5. TESTER: &lt;CLIENT-1&gt; Sends SOME/IP Notification Message to DUT through &lt;Diface-0&gt; containing :</p> <ul style="list-style-type: none"> <li>- Entry Type set to SOMEIP_ENTRY_SUBSCRIBE</li> <li>- Service ID in Entry Array set to &lt;SERVICE-ID-1&gt;</li> <li>- EventGroup ID in Subscribe Eventgroup Entry set to &lt;EVENT-GROUP-ID-1-SI-1&gt;</li> </ul> <p>6. TESTER: &lt;CLIENT-1&gt; Listens (upto &lt;ParamListenTime&gt;) on &lt;Diface-0&gt;</p> <ul style="list-style-type: none"> <li>- Entry Type set to SOMEIP_ENTRY_SUBSCRIBE_ACK</li> <li>- Service ID in Entry Array set to &lt;SERVICE-ID-1&gt;</li> <li>- SOME/IP Expected EventGroup ID in Subscribe EventGroup Ack Entry set to &lt;EVENT-GROUP-ID-1-SI-1&gt;</li> </ul> <p>7. DUT: Sends SOME/IP Notification Message</p> <p>8. TESTER: Verify that received SOME/IP Notification Message contains:</p> <ul style="list-style-type: none"> <li>- Index 1st Option in Entry Array is set to 0</li> </ul> <p>9. DUT CONFIGURE: Stop Service on &lt;Diface-0&gt; with the following information</p> <ul style="list-style-type: none"> <li>- Service ID : &lt;SERVICE-ID-1&gt;</li> </ul>
Pass Criteria	<p>4. DUT: Sends SOME/IP Notification Message</p> <p>7. DUT: Sends SOME/IP Notification Message</p> <p>8. TESTER: Verify that received SOME/IP Notification Message contains:</p> <ul style="list-style-type: none"> <li>- Index 1st Option in Entry Array is set to 0</li> </ul>
Reference	Specification of Service Discovery V1.2.0 R4.1 Rev 3 Section 7.3 [SWS_SD_00386] Page 31 'Message format' (MUST)

5.1.5.1.22 SOMEIPSRV\_FORMAT\_23: Service ID field of the Type 2 Entry

Synopsis	The Service ID field of the Type 2 Entry format layout shall carry the Service ID of the eventgroups service, statically configured using the parameter SdServerServiceID and SdClientServiceID, depending on being a server or client entry. Note : SubscribeEventgroupAck is under Entry Type 2
Prerequisites	N/a
Test setup	Topology 1
Test Input Parameters	Check section general Input Parameters
Test Procedure	<p>1. DUT CONFIGURE: Start Service on &lt;Diface-0&gt; with the following information</p> <ul style="list-style-type: none"> <li>- Service ID : &lt;SERVICE-ID-1&gt;</li> <li>- Number Of Instances : 1</li> </ul> <p>2. TESTER: &lt;CLIENT-1&gt; Sends SOME/IP Notification Message to DUT through &lt;Diface-0&gt; containing :</p> <ul style="list-style-type: none"> <li>- Entry Type set to SOMEIP_ENTRY_FIND_SERVICE</li> <li>- Service ID in Entry Array set to &lt;SERVICE-ID-1&gt;</li> </ul> <p>3. TESTER: &lt;CLIENT-1&gt; Listens (upto &lt;ParamListenTime&gt;) on &lt;Diface-0&gt;</p> <ul style="list-style-type: none"> <li>- Entry Type set to SOMEIP_ENTRY_OFFER_SERVICE</li> <li>- Service ID in Entry Array set to &lt;SERVICE-ID-1&gt;</li> </ul> <p>4. DUT: Sends SOME/IP Notification Message</p> <p>5. TESTER: &lt;CLIENT-1&gt; Sends SOME/IP Notification Message to DUT through &lt;Diface-0&gt; containing :</p> <ul style="list-style-type: none"> <li>- Entry Type set to SOMEIP_ENTRY_SUBSCRIBE</li> <li>- Service ID in Entry Array set to &lt;SERVICE-ID-1&gt;</li> <li>- EventGroup ID in Subscribe Eventgroup Entry set to &lt;EVENT-GROUP-ID-1-SI-1&gt;</li> </ul> <p>6. TESTER: &lt;CLIENT-1&gt; Listens (upto &lt;ParamListenTime&gt;) on &lt;Diface-0&gt;</p> <ul style="list-style-type: none"> <li>- Entry Type set to SOMEIP_ENTRY_SUBSCRIBE_ACK</li> <li>- Service ID in Entry Array set to &lt;SERVICE-ID-1&gt;</li> <li>- SOME/IP Expected EventGroup ID in Subscribe EventGroup Ack Entry set to &lt;EVENT-GROUP-ID-1-SI-1&gt;</li> </ul> <p>7. DUT: Sends SOME/IP Notification Message</p> <p>8. DUT CONFIGURE: Stop Service on &lt;Diface-0&gt; with the following information</p> <ul style="list-style-type: none"> <li>- Service ID : &lt;SERVICE-ID-1&gt;</li> </ul>
Pass Criteria	4. DUT: Sends SOME/IP Notification Message 7. DUT: Sends SOME/IP Notification Message
Reference	Specification of Service Discovery V1.2.0 R4.1 Rev 3 Section 7.3 [SWS_SD_00193] Page 32 'Message format' (MUST)
Notes	

5.1.5.1.23 SOMEIPSRV\_FORMAT\_24: Instance ID field of the Type 2 Entry

Synopsis	The Instance ID field of the Type 2 Entry format layout shall carry the Instance ID of the eventgroups service statically configured using the parameter SdServerServiceInstanceID and SdClientServiceInstanceID, depending on being a server or client entry. Note : SubscribeEventgroupAck is unnder Entry Type 2
Prerequisites	N/a
Test setup	Topology 1
Test Input Parameters	Check section general Input Parameters
Test Procedure	<ol style="list-style-type: none"> <li>1. DUT CONFIGURE: Start Service on &lt;Diface-0&gt; with the following information <ul style="list-style-type: none"> <li>- Service ID : &lt;SERVICE-ID-1&gt;</li> <li>- Number Of Instances : 1</li> </ul> </li> <li>2. TESTER: &lt;CLIENT-1&gt; Sends SOME/IP Notification Message to DUT through &lt;Diface-0&gt; containing : <ul style="list-style-type: none"> <li>- Entry Type set to SOMEIP_ENTRY_FIND_SERVICE</li> <li>- Service ID in Entry Array set to &lt;SERVICE-ID-1&gt;</li> </ul> </li> <li>3. TESTER: &lt;CLIENT-1&gt; Listens (upto &lt;ParamListenTime&gt;) on &lt;Diface-0&gt; <ul style="list-style-type: none"> <li>- Entry Type set to SOMEIP_ENTRY_OFFER_SERVICE</li> <li>- Service ID in Entry Array set to &lt;SERVICE-ID-1&gt;</li> </ul> </li> <li>4. DUT: Sends SOME/IP Notification Message</li> <li>5. TESTER: &lt;CLIENT-1&gt; Sends SOME/IP Notification Message to DUT through &lt;Diface-0&gt; containing : <ul style="list-style-type: none"> <li>- Entry Type set to SOMEIP_ENTRY_SUBSCRIBE</li> <li>- Service ID in Entry Array set to &lt;SERVICE-ID-1&gt;</li> <li>- EventGroup ID in Subscribe Eventgroup Entry set to &lt;EVENT-GROUP-ID-1-SI-1&gt;</li> </ul> </li> <li>6. TESTER: &lt;CLIENT-1&gt; Listens (upto &lt;ParamListenTime&gt;) on &lt;Diface-0&gt; <ul style="list-style-type: none"> <li>- Entry Type set to SOMEIP_ENTRY_SUBSCRIBE_ACK</li> <li>- Service ID in Entry Array set to &lt;SERVICE-ID-1&gt;</li> <li>- SOME/IP Expected EventGroup ID in Subscribe EventGroup Ack Entry set to &lt;EVENT-GROUP-ID-1-SI-1&gt;</li> </ul> </li> <li>7. DUT: Sends SOME/IP Notification Message</li> <li>8. TESTER: Verify that received SOME/IP Notification Message contains: <ul style="list-style-type: none"> <li>- Instance ID in Entry Array is set to &lt;SERVICE-ID-1-INSTANCE-ID&gt;</li> </ul> </li> <li>9. DUT CONFIGURE: Stop Service on &lt;Diface-0&gt; with the following information <ul style="list-style-type: none"> <li>- Service ID : &lt;SERVICE-ID-1&gt;</li> </ul> </li> </ol>
Pass Criteria	<ol style="list-style-type: none"> <li>4. DUT: Sends SOME/IP Notification Message</li> <li>7. DUT: Sends SOME/IP Notification Message</li> <li>8. TESTER: Verify that received SOME/IP Notification Message contains: <ul style="list-style-type: none"> <li>- Instance ID in Entry Array is set to &lt;SERVICE-ID-1-INSTANCE-ID&gt;</li> </ul> </li> </ol>
Reference	Specification of Service Discovery V1.2.0 R4.1 Rev 3 Section 7.3 [SWS_SD_00195] Page 32 'Message format' (MUST)

Notes	
-------	--

5.1.5.1.24 SOMEIPSRV\_FORMAT\_25: Major Version field of the Type 2 Entry

Synopsis	The Major Version field of the Type 2 Entry format layout shall carry the SdServerServiceMajorVersion and SdClientServiceMajorVersion, depending on being a server or client entry. Note : SubscribeEventgroupAck is under Entry Type 2
Prerequisites	N/a
Test setup	Topology 1
Test Input Parameters	Check section general Input Parameters
Test Procedure	<p>1. DUT CONFIGURE: Start Service on &lt;Diface-0&gt; with the following information</p> <ul style="list-style-type: none"> <li>- Service ID : &lt;SERVICE-ID-1&gt;</li> <li>- Number Of Instances : 1</li> </ul> <p>2. TESTER: &lt;CLIENT-1&gt; Sends SOME/IP Notification Message to DUT through &lt;Diface-0&gt; containing :</p> <ul style="list-style-type: none"> <li>- Entry Type set to SOMEIP_ENTRY_FIND_SERVICE</li> <li>- Service ID in Entry Array set to &lt;SERVICE-ID-1&gt;</li> </ul> <p>3. TESTER: &lt;CLIENT-1&gt; Listens (upto &lt;ParamListenTime&gt;) on &lt;Diface-0&gt;</p> <ul style="list-style-type: none"> <li>- Entry Type set to SOMEIP_ENTRY_OFFER_SERVICE</li> <li>- Service ID in Entry Array set to &lt;SERVICE-ID-1&gt;</li> </ul> <p>4. DUT: Sends SOME/IP Notification Message</p> <p>5. TESTER: &lt;CLIENT-1&gt; Sends SOME/IP Notification Message to DUT through &lt;Diface-0&gt; containing :</p> <ul style="list-style-type: none"> <li>- Entry Type set to SOMEIP_ENTRY_SUBSCRIBE</li> <li>- Service ID in Entry Array set to &lt;SERVICE-ID-1&gt;</li> <li>- EventGroup ID in Subscribe Eventgroup Entry set to &lt;EVENT-GROUP-ID-1-SI-1&gt;</li> </ul> <p>6. TESTER: &lt;CLIENT-1&gt; Listens (upto &lt;ParamListenTime&gt;) on &lt;Diface-0&gt;</p> <ul style="list-style-type: none"> <li>- Entry Type set to SOMEIP_ENTRY_SUBSCRIBE_ACK</li> <li>- Service ID in Entry Array set to &lt;SERVICE-ID-1&gt;</li> <li>- SOME/IP Expected EventGroup ID in Subscribe EventGroup Ack Entry set to &lt;EVENT-GROUP-ID-1-SI-1&gt;</li> </ul> <p>7. DUT: Sends SOME/IP Notification Message</p> <p>8. TESTER: Verify that received SOME/IP Notification Message contains:</p> <ul style="list-style-type: none"> <li>- Major Version in Entry Array is set to &lt;SERVICE-ID-1-MAJ-VER&gt;</li> </ul> <p>9. DUT CONFIGURE: Stop Service on &lt;Diface-0&gt; with the following information</p> <ul style="list-style-type: none"> <li>- Service ID : &lt;SERVICE-ID-1&gt;</li> </ul>
Pass Criteria	<p>4. DUT: Sends SOME/IP Notification Message</p> <p>7. DUT: Sends SOME/IP Notification Message</p> <p>8. TESTER: Verify that received SOME/IP Notification Message contains:</p>

OPEN Alliance

	- Major Version in Entry Array is set to <SERVICE-ID-1-MAJ-VER>
Reference	Specification of Service Discovery V1.2.0 R4.1 Rev 3 Section 7.3 [SWS_SD_00198] Page 32 'Message format' (MUST)
Notes	

5.1.5.1.25 SOMEIPSRV\_FORMAT\_26: TTL field of the Type 2 Entry Entry

Synopsis	The TTL field of the Type 2 Entry Entry format layout defines the lifetime of the entry in seconds configured using the parameter SdServerTimerTTL and SdClientTimerTTL, except for Stop- or Nack-Entries, which use a TTL of 0. Note : SubscribeEventgroupAck is under Entry Type 2
Prerequisites	N/a
Test setup	Topology 1
Test Input Parameters	Check section general Input Parameters
Test Procedure	<p>1. DUT CONFIGURE: Start Service on &lt;Diface-0&gt; with the following information</p> <ul style="list-style-type: none"> <li>- Service ID : &lt;SERVICE-ID-1&gt;</li> <li>- Number Of Instances : 1</li> </ul> <p>2. TESTER: &lt;CLIENT-1&gt; Sends SOME/IP Notification Message to DUT through &lt;Diface-0&gt; containing :</p> <ul style="list-style-type: none"> <li>- Entry Type set to SOMEIP_ENTRY_FIND_SERVICE</li> <li>- Service ID in Entry Array set to &lt;SERVICE-ID-1&gt;</li> </ul> <p>3. TESTER: &lt;CLIENT-1&gt; Listens (upto &lt;ParamListenTime&gt;) on &lt;Diface-0&gt;</p> <ul style="list-style-type: none"> <li>- Entry Type set to SOMEIP_ENTRY_OFFER_SERVICE</li> <li>- Service ID in Entry Array set to &lt;SERVICE-ID-1&gt;</li> </ul> <p>4. DUT: Sends SOME/IP Notification Message</p> <p>5. TESTER: &lt;CLIENT-1&gt; Sends SOME/IP Notification Message to DUT through &lt;Diface-0&gt; containing :</p> <ul style="list-style-type: none"> <li>- Entry Type set to SOMEIP_ENTRY_SUBSCRIBE</li> <li>- Service ID in Entry Array set to &lt;SERVICE-ID-1&gt;</li> <li>- EventGroup ID in Subscribe Eventgroup Entry set to &lt;EVENT-GROUP-ID-1-SI-1&gt;</li> </ul> <p>6. TESTER: &lt;CLIENT-1&gt; Listens (upto &lt;ParamListenTime&gt;) on &lt;Diface-0&gt;</p> <ul style="list-style-type: none"> <li>- Entry Type set to SOMEIP_ENTRY_SUBSCRIBE_ACK</li> <li>- Service ID in Entry Array set to &lt;SERVICE-ID-1&gt;</li> <li>- SOME/IP Expected EventGroup ID in Subscribe EventGroup Ack Entry set to &lt;EVENT-GROUP-ID-1-SI-1&gt;</li> </ul> <p>7. DUT: Sends SOME/IP Notification Message</p> <p>8. TESTER: Verify that received SOME/IP Notification Message contains:</p> <ul style="list-style-type: none"> <li>- TTL in Entry Array is set to &lt;SERVICE-ID-1-TTL&gt;</li> </ul> <p>9. DUT CONFIGURE: Stop Service on &lt;Diface-0&gt; with the following information</p> <ul style="list-style-type: none"> <li>- Service ID : &lt;SERVICE-ID-1&gt;</li> </ul>
Pass Criteria	<p>4. DUT: Sends SOME/IP Notification Message</p> <p>7. DUT: Sends SOME/IP Notification Message</p> <p>8. TESTER: Verify that received SOME/IP Notification Message contains:</p> <ul style="list-style-type: none"> <li>- TTL in Entry Array is set to &lt;SERVICE-ID-1-TTL&gt;</li> </ul>



OPEN Alliance

Reference	Specification of Service Discovery V1.2.0 R4.1 Rev 3 Section 7.3 [SWS_SD_00200] Page 32 'Message format' (MUST)
Notes	

5.1.5.1.26 SOMEIPSRV\_FORMAT\_27: Reserved field, which follows the TTL field of the Type 2 Entry

Synopsis	The Reserved field, which follows the TTL field of the Type 2 Entry format layout, shall be statically set to 0x0000. Note : SubscribeEventgroupAck is under Entry Type 2
Prerequisites	N/a
Test setup	Topology 1
Test Input Parameters	Check section general Input Parameters
Test Procedure	<p>1. DUT CONFIGURE: Start Service on &lt;Diface-0&gt; with the following information</p> <ul style="list-style-type: none"> <li>- Service ID : &lt;SERVICE-ID-1&gt;</li> <li>- Number Of Instances : 1</li> </ul> <p>2. TESTER: &lt;CLIENT-1&gt; Sends SOME/IP Notification Message to DUT through &lt;Diface-0&gt; containing :</p> <ul style="list-style-type: none"> <li>- Entry Type set to SOMEIP_ENTRY_FIND_SERVICE</li> <li>- Service ID in Entry Array set to &lt;SERVICE-ID-1&gt;</li> </ul> <p>3. TESTER: &lt;CLIENT-1&gt; Listens (upto &lt;ParamListenTime&gt;) on &lt;Diface-0&gt;</p> <ul style="list-style-type: none"> <li>- Entry Type set to SOMEIP_ENTRY_OFFER_SERVICE</li> <li>- Service ID in Entry Array set to &lt;SERVICE-ID-1&gt;</li> </ul> <p>4. DUT: Sends SOME/IP Notification Message</p> <p>5. TESTER: &lt;CLIENT-1&gt; Sends SOME/IP Notification Message to DUT through &lt;Diface-0&gt; containing :</p> <ul style="list-style-type: none"> <li>- Entry Type set to SOMEIP_ENTRY_SUBSCRIBE</li> <li>- Service ID in Entry Array set to &lt;SERVICE-ID-1&gt;</li> <li>- EventGroup ID in Subscribe Eventgroup Entry set to &lt;EVENT-GROUP-ID-1-SI-1&gt;</li> </ul> <p>6. TESTER: &lt;CLIENT-1&gt; Listens (upto &lt;ParamListenTime&gt;) on &lt;Diface-0&gt;</p> <ul style="list-style-type: none"> <li>- Entry Type set to SOMEIP_ENTRY_SUBSCRIBE_ACK</li> <li>- Service ID in Entry Array set to &lt;SERVICE-ID-1&gt;</li> <li>- SOME/IP Expected EventGroup ID in Subscribe EventGroup Ack Entry set to &lt;EVENT-GROUP-ID-1-SI-1&gt;</li> </ul> <p>7. DUT: Sends SOME/IP Notification Message</p> <p>8. TESTER: Verify that received SOME/IP Notification Message contains:</p> <ul style="list-style-type: none"> <li>- Reserved in Entry Array is set to 0x0000</li> </ul> <p>9. DUT CONFIGURE: Stop Service on &lt;Diface-0&gt; with the following information</p> <ul style="list-style-type: none"> <li>- Service ID : &lt;SERVICE-ID-1&gt;</li> </ul>
Pass Criteria	<p>4. DUT: Sends SOME/IP Notification Message</p> <p>7. DUT: Sends SOME/IP Notification Message</p> <p>8. TESTER: Verify that received SOME/IP Notification Message contains:</p> <ul style="list-style-type: none"> <li>- Reserved in Entry Array is set to 0x0000</li> </ul>
Reference	Specification of Service Discovery V1.2.0 R4.1 Rev 3 Section 7.3 [SWS_SD_00202] Page 33 'Message format' (MUST)

Notes	
-------	--

5.1.5.1.27 SOMEIPSRV\_FORMAT\_28: Eventgroup ID field of the Type 2 Entry

Synopsis	The Eventgroup ID field of the Type 2 Entry format layout shall carry the ID of an Eventgroup, configured using the parameter SdConsumedEventGroupID. Note : SubscribeEventgroupAck is under Entry Type 2
Prerequisites	N/a
Test setup	Topology 1
Test Input Parameters	Check section general Input Parameters
Test Procedure	<p>1. DUT CONFIGURE: Start Service on &lt;Diface-0&gt; with the following information</p> <ul style="list-style-type: none"> <li>- Service ID : &lt;SERVICE-ID-1&gt;</li> <li>- Number Of Instances : 1</li> </ul> <p>2. TESTER: &lt;CLIENT-1&gt; Sends SOME/IP Notification Message to DUT through</p> <p style="padding-left: 20px;">&lt;Diface-0&gt; containing :</p> <ul style="list-style-type: none"> <li>- Entry Type set to SOMEIP_ENTRY_FIND_SERVICE</li> <li>- Service ID in Entry Array set to &lt;SERVICE-ID-1&gt;</li> </ul> <p>3. TESTER: &lt;CLIENT-1&gt; Listens (upto &lt;ParamListenTime&gt;) on &lt;Diface-0&gt;</p> <ul style="list-style-type: none"> <li>- Entry Type set to SOMEIP_ENTRY_OFFER_SERVICE</li> <li>- Service ID in Entry Array set to &lt;SERVICE-ID-1&gt;</li> </ul> <p>4. DUT: Sends SOME/IP Notification Message</p> <p>5. TESTER: &lt;CLIENT-1&gt; Sends SOME/IP Notification Message to DUT through</p> <p style="padding-left: 20px;">&lt;Diface-0&gt; containing :</p> <ul style="list-style-type: none"> <li>- Entry Type set to SOMEIP_ENTRY_SUBSCRIBE</li> <li>- Service ID in Entry Array set to &lt;SERVICE-ID-1&gt;</li> <li>- EventGroup ID in Subscribe Eventgroup Entry set to &lt;EVENT-GROUP-ID-1-SI-1&gt;</li> </ul> <p>6. TESTER: &lt;CLIENT-1&gt; Listens (upto &lt;ParamListenTime&gt;) on &lt;Diface-0&gt;</p> <ul style="list-style-type: none"> <li>- Entry Type set to SOMEIP_ENTRY_SUBSCRIBE_ACK</li> <li>- Service ID in Entry Array set to &lt;SERVICE-ID-1&gt;</li> <li>- SOME/IP Expected EventGroup ID in Subscribe EventGroup Ack</li> </ul> <p style="padding-left: 40px;">Entry set to &lt;EVENT-GROUP-ID-1-SI-1&gt;</p> <p>7. DUT: Sends SOME/IP Notification Message</p> <p>8. DUT CONFIGURE: Stop Service on &lt;Diface-0&gt; with the following information</p> <ul style="list-style-type: none"> <li>- Service ID : &lt;SERVICE-ID-1&gt;</li> </ul>
Pass Criteria	<p>4. DUT: Sends SOME/IP Notification Message</p> <p>7. DUT: Sends SOME/IP Notification Message</p>
Reference	Specification of Service Discovery V1.2.0 R4.1 Rev 3 Section 7.3 [SWS_SD_00204] Page 33 'Message format' (MUST)
Notes	

### 5.1.5.2 Options Array

#### 5.1.5.2.1 SOMEIPSRV\_OPTIONS\_01: Length field of the IPv4 Endpoint Option

Synopsis	The Length field of the IPv4 Endpoint Option shall be set to 0x0009
Prerequisites	N/a
Test setup	Topology 1
Test Input Parameters	Check section general Input Parameters
Test Procedure	<ol style="list-style-type: none"> <li>1. DUT CONFIGURE: Start Service on &lt;Diface-0&gt; with the following information <ul style="list-style-type: none"> <li>- Service ID : &lt;SERVICE-ID-1&gt;</li> <li>- Number Of Instances : 1</li> </ul> </li> <li>2. TESTER: &lt;CLIENT-1&gt; Sends SOME/IP Notification Message to DUT through &lt;Diface-0&gt; containing : <ul style="list-style-type: none"> <li>- Entry Type set to SOMEIP_ENTRY_FIND_SERVICE</li> <li>- Service ID in Entry Array set to &lt;SERVICE-ID-1&gt;</li> </ul> </li> <li>3. TESTER: &lt;CLIENT-1&gt; Listens (upto &lt;ParamListenTime&gt;) on &lt;Diface-0&gt; <ul style="list-style-type: none"> <li>- Entry Type set to SOMEIP_ENTRY_OFFER_SERVICE</li> <li>- Service ID in Entry Array set to &lt;SERVICE-ID-1&gt;</li> <li>- SOMEIP Expected Type of Option set to SOMEIP_OPTION_IPV4_ENDPOINT</li> <li>- SOMEIP Expected Number Of IPv4 Endpoint Option set to 1</li> </ul> </li> <li>4. DUT: Sends SOME/IP Notification Message</li> <li>5. TESTER: Verify that received SOME/IP Notification Message contains: <ul style="list-style-type: none"> <li>- Length of IPv4 EndPoint Option is set to 0x0009</li> </ul> </li> <li>6. DUT CONFIGURE: Stop Service on &lt;Diface-0&gt; with the following information <ul style="list-style-type: none"> <li>- Service ID : &lt;SERVICE-ID-1&gt;</li> </ul> </li> </ol>
Pass Criteria	<ol style="list-style-type: none"> <li>4. DUT: Sends SOME/IP Notification Message</li> <li>5. TESTER: Verify that received SOME/IP Notification Message contains: <ul style="list-style-type: none"> <li>- Length of IPv4 EndPoint Option is set to 0x0009</li> </ul> </li> </ol>
Reference	Specification of Service Discovery V1.2.0 R4.1 Rev 3 Section 7.3.9 [SWS_SD_00209] Page 36 'Options Array' (MUST)
Notes	

5.1.5.2.2 SOMEIPSRV\_OPTIONS\_02: Type field of the IPv4 Endpoint Option

Synopsis	The Type field of the IPv4 Endpoint Option shall be statically set to 0x04.
Prerequisites	N/a
Test setup	Topology 1
Test Input Parameters	Check section general Input Parameters
Test Procedure	<p>1. DUT CONFIGURE: Start Service on &lt;Diface-0&gt; with the following information</p> <ul style="list-style-type: none"> <li>- Service ID : &lt;SERVICE-ID-1&gt;</li> <li>- Number Of Instances : 1</li> </ul> <p>2. TESTER: &lt;CLIENT-1&gt; Sends SOME/IP Notification Message to DUT through &lt;Diface-0&gt; containing :</p> <ul style="list-style-type: none"> <li>- Entry Type set to SOMEIP_ENTRY_FIND_SERVICE</li> <li>- Service ID in Entry Array set to &lt;SERVICE-ID-1&gt;</li> </ul> <p>3. TESTER: &lt;CLIENT-1&gt; Listens (upto &lt;ParamListenTime&gt;) on &lt;Diface-0&gt;</p> <ul style="list-style-type: none"> <li>- Entry Type set to SOMEIP_ENTRY_OFFER_SERVICE</li> <li>- Service ID in Entry Array set to &lt;SERVICE-ID-1&gt;</li> </ul> <p>4. DUT: Sends SOME/IP Notification Message</p> <p>5. TESTER: Verify that received SOME/IP Notification Message contains:</p> <ul style="list-style-type: none"> <li>- Type of Option Array is set to SOMEIP_OPTION_IPV4_ENDPOINT</li> </ul> <p>6. DUT CONFIGURE: Stop Service on &lt;Diface-0&gt; with the following information</p> <ul style="list-style-type: none"> <li>- Service ID : &lt;SERVICE-ID-1&gt;</li> </ul>
Pass Criteria	<p>4. DUT: Sends SOME/IP Notification Message</p> <p>5. TESTER: Verify that received SOME/IP Notification Message contains:</p> <ul style="list-style-type: none"> <li>- Type of Option Array is set to SOMEIP_OPTION_IPV4_ENDPOINT</li> </ul>
Reference	Specification of Service Discovery V1.2.0 R4.1 Rev 3 Section 7.3.9 [SWS_SD_00210] Page 36 'Options Array' (MUST)
Notes	

5.1.5.2.3 SOMEIPSRV\_OPTIONS\_03: Reserved field of the IPv4 Endpoint Option

Synopsis	The Reserved field of the IPv4 Endpoint Option (followed by the IPv4-Address field) of the Configuration Option segment shall be statically set to 0x00.
Prerequisites	N/a
Test setup	Topology 1
Test Input Parameters	Check section general Input Parameters
Test Procedure	<ol style="list-style-type: none"> <li>1. DUT CONFIGURE: Start Service on &lt;Diface-0&gt; with the following information <ul style="list-style-type: none"> <li>- Service ID : &lt;SERVICE-ID-1&gt;</li> <li>- Number Of Instances : 1</li> </ul> </li> <li>2. TESTER: &lt;CLIENT-1&gt; Sends SOME/IP Notification Message to DUT through &lt;Diface-0&gt; containing : <ul style="list-style-type: none"> <li>- Entry Type set to SOMEIP_ENTRY_FIND_SERVICE</li> <li>- Service ID in Entry Array set to &lt;SERVICE-ID-1&gt;</li> </ul> </li> <li>3. TESTER: &lt;CLIENT-1&gt; Listens (upto &lt;ParamListenTime&gt;) on &lt;Diface-0&gt; <ul style="list-style-type: none"> <li>- Entry Type set to SOMEIP_ENTRY_OFFER_SERVICE</li> <li>- Service ID in Entry Array set to &lt;SERVICE-ID-1&gt;</li> <li>- SOMEIP Expected Type of Option set to SOMEIP_OPTION_IPV4_ENDPOINT</li> <li>- SOMEIP Expected Number Of IPv4 Endpoint Option set to 1</li> </ul> </li> <li>4. DUT: Sends SOME/IP Notification Message</li> <li>5. TESTER: Verify that received SOME/IP Notification Message contains: <ul style="list-style-type: none"> <li>- First Reserved Field in IPv4 EndPoint Option is set to 0x00</li> </ul> </li> <li>6. DUT CONFIGURE: Stop Service on &lt;Diface-0&gt; with the following information <ul style="list-style-type: none"> <li>- Service ID : &lt;SERVICE-ID-1&gt;</li> </ul> </li> </ol>
Pass Criteria	<ol style="list-style-type: none"> <li>4. DUT: Sends SOME/IP Notification Message</li> <li>5. TESTER: Verify that received SOME/IP Notification Message contains: <ul style="list-style-type: none"> <li>- First Reserved Field in IPv4 EndPoint Option is set to 0x00</li> </ul> </li> </ol>
Reference	Specification of Service Discovery V1.2.0 R4.1 Rev 3 Section 7.3.9 [SWS_SD_00211] Page 36 'Options Array' (MUST)
Notes	

5.1.5.2.4 SOMEIPSRV\_OPTIONS\_04: IPv4-Address field of the IPv4 Endpoint Option

Synopsis	The IPv4-Address field [32 bits] of the IPv4 Endpoint Option shall be set to the local IP address of the relevant Service or Eventgroup.
Prerequisites	N/a
Test setup	Topology 1
Test Input Parameters	Check section general Input Parameters
Test Procedure	<ol style="list-style-type: none"> <li>1. DUT CONFIGURE: Start Service on &lt;Diface-0&gt; with the following information <ul style="list-style-type: none"> <li>- Service ID : &lt;SERVICE-ID-1&gt;</li> <li>- Number Of Instances : 1</li> </ul> </li> <li>2. TESTER: &lt;CLIENT-1&gt; Sends SOME/IP Notification Message to DUT through &lt;Diface-0&gt; containing : <ul style="list-style-type: none"> <li>- Entry Type set to SOMEIP_ENTRY_FIND_SERVICE</li> <li>- Service ID in Entry Array set to &lt;SERVICE-ID-1&gt;</li> </ul> </li> <li>3. TESTER: &lt;CLIENT-1&gt; Listens (upto &lt;ParamListenTime&gt;) on &lt;Diface-0&gt; <ul style="list-style-type: none"> <li>- Entry Type set to SOMEIP_ENTRY_OFFER_SERVICE</li> <li>- Service ID in Entry Array set to &lt;SERVICE-ID-1&gt;</li> <li>- SOMEIP Expected Type of Option set to SOMEIP_OPTION_IPV4_ENDPOINT</li> <li>- SOMEIP Expected Number Of IPv4 Endpoint Option set to 1</li> </ul> </li> <li>4. DUT: Sends SOME/IP Notification Message</li> <li>5. TESTER: Verify that received SOME/IP Notification Message contains: <ul style="list-style-type: none"> <li>- IP Address in IPv4 EndPoint Option is set to &lt;SERVER1-IP-ADDR&gt;</li> </ul> </li> <li>6. DUT CONFIGURE: Stop Service on &lt;Diface-0&gt; with the following information <ul style="list-style-type: none"> <li>- Service ID : &lt;SERVICE-ID-1&gt;</li> </ul> </li> </ol>
Pass Criteria	<ol style="list-style-type: none"> <li>4. DUT: Sends SOME/IP Notification Message</li> <li>5. TESTER: Verify that received SOME/IP Notification Message contains: <ul style="list-style-type: none"> <li>- IP Address in IPv4 EndPoint Option is set to &lt;SERVER1-IP-ADDR&gt;</li> </ul> </li> </ol>
Reference	Specification of Service Discovery V1.2.0 R4.1 Rev 3 Section 7.3.9 [SWS_SD_00212] Page 37 'Options Array' (SHOULD)
Notes	

5.1.5.2.5 SOMEIPSRV\_OPTIONS\_05: Reserved field of the IPv4 Endpoint Option

Synopsis	The Reserved field of the IPv4 Endpoint Option shall statically be set to 0x00.
Prerequisites	N/a
Test setup	Topology 1
Test Input Parameters	Check section general Input Parameters
Test Procedure	<ol style="list-style-type: none"> <li>1. DUT CONFIGURE: Start Service on &lt;Diface-0&gt; with the following information <ul style="list-style-type: none"> <li>- Service ID : &lt;SERVICE-ID-1&gt;</li> <li>- Number Of Instances : 1</li> </ul> </li> <li>2. TESTER: &lt;CLIENT-1&gt; Sends SOME/IP Notification Message to DUT through &lt;Diface-0&gt; containing : <ul style="list-style-type: none"> <li>- Entry Type set to SOMEIP_ENTRY_FIND_SERVICE</li> <li>- Service ID in Entry Array set to &lt;SERVICE-ID-1&gt;</li> </ul> </li> <li>3. TESTER: &lt;CLIENT-1&gt; Listens (upto &lt;ParamListenTime&gt;) on &lt;Diface-0&gt; <ul style="list-style-type: none"> <li>- Entry Type set to SOMEIP_ENTRY_OFFER_SERVICE</li> <li>- Service ID in Entry Array set to &lt;SERVICE-ID-1&gt;</li> <li>- SOMEIP Expected Type of Option set to SOMEIP_OPTION_IPV4_ENDPOINT</li> <li>- SOMEIP Expected Number Of IPv4 Endpoint Option set to 1</li> </ul> </li> <li>4. DUT: Sends SOME/IP Notification Message</li> <li>5. TESTER: Verify that received SOME/IP Notification Message contains: <ul style="list-style-type: none"> <li>- Second Reserved Field in IPv4 EndPoint Option is set to 0x00</li> </ul> </li> <li>6. DUT CONFIGURE: Stop Service on &lt;Diface-0&gt; with the following information <ul style="list-style-type: none"> <li>- Service ID : &lt;SERVICE-ID-1&gt;</li> </ul> </li> </ol>
Pass Criteria	<ol style="list-style-type: none"> <li>4. DUT: Sends SOME/IP Notification Message</li> <li>5. TESTER: Verify that received SOME/IP Notification Message contains: <ul style="list-style-type: none"> <li>- Second Reserved Field in IPv4 EndPoint Option is set to 0x00</li> </ul> </li> </ol>
Reference	Specification of Service Discovery V1.2.0 R4.1 Rev 3 Section 7.3.9 [SWS_SD_00213] Page 37 'Options Array' (MUST)
Notes	



5.1.5.2.6 SOMEIPSRV\_OPTIONS\_06: Layer 4 Protocol field of the IPv4 Endpoint Option

Synopsis	The Layer 4 Protocol field [8 bits] (L4-Proto) of the IPv4 Endpoint Option shall be set to one of the following values, depending on the port specified: 0x06: TCP 0x11: UDP NOTE: Checking For UDP.
Prerequisites	N/a
Test setup	Topology 1
Test Input Parameters	Check section general Input Parameters
Test Procedure	<ol style="list-style-type: none"> <li>1. DUT CONFIGURE: Start Service on &lt;Diface-0&gt; with the following information <ul style="list-style-type: none"> <li>- Service ID : &lt;SERVICE-ID-1&gt;</li> <li>- Number Of Instances : 1</li> </ul> </li> <li>2. TESTER: &lt;CLIENT-1&gt; Sends SOME/IP Notification Message to DUT through &lt;Diface-0&gt; containing : <ul style="list-style-type: none"> <li>- Entry Type set to SOMEIP_ENTRY_FIND_SERVICE</li> <li>- Service ID in Entry Array set to &lt;SERVICE-ID-1&gt;</li> </ul> </li> <li>3. TESTER: &lt;CLIENT-1&gt; Listens (upto &lt;ParamListenTime&gt;) on &lt;Diface-0&gt; <ul style="list-style-type: none"> <li>- Entry Type set to SOMEIP_ENTRY_OFFER_SERVICE</li> <li>- Service ID in Entry Array set to &lt;SERVICE-ID-1&gt;</li> <li>- SOMEIP Expected Type of Option set to SOMEIP_OPTION_IPV4_ENDPOINT</li> <li>- SOMEIP Expected Number Of IPv4 Endpoint Option set to 1</li> </ul> </li> <li>4. DUT: Sends SOME/IP Notification Message</li> <li>5. TESTER: Verify that received SOME/IP Notification Message contains: <ul style="list-style-type: none"> <li>- Transport Protocol in IPv4 EndPoint Option is set to 0x11</li> </ul> </li> <li>6. DUT CONFIGURE: Stop Service on &lt;Diface-0&gt; with the following information <ul style="list-style-type: none"> <li>- Service ID : &lt;SERVICE-ID-1&gt;</li> </ul> </li> </ol>
Pass Criteria	<ol style="list-style-type: none"> <li>4. DUT: Sends SOME/IP Notification Message</li> <li>5. TESTER: Verify that received SOME/IP Notification Message contains: <ul style="list-style-type: none"> <li>- Transport Protocol in IPv4 EndPoint Option is set to 0x11</li> </ul> </li> </ol>
Reference	Specification of Service Discovery V1.2.0 R4.1 Rev 3 Section 7.3.9 [SWS_SD_00214] Page 37 'Options Array' (MUST)
Notes	

5.1.5.2.7 SOMEIPSRV\_OPTIONS\_07: Port Number field of the IPv4 Endpoint Option

Synopsis	The Port Number field [16 bits] of the IPv4 Endpoint Option shall carry the UDP or TCP port number for the service instance or Eventgroup.
Prerequisites	N/a
Test setup	Topology 1
Test Input Parameters	Check section general Input Parameters
Test Procedure	<ol style="list-style-type: none"> <li>1. DUT CONFIGURE: Start Service on &lt;Diface-0&gt; with the following information <ul style="list-style-type: none"> <li>- Service ID : &lt;SERVICE-ID-1&gt;</li> <li>- Number Of Instances : 1</li> </ul> </li> <li>2. TESTER: &lt;CLIENT-1&gt; Sends SOME/IP Notification Message to DUT through &lt;Diface-0&gt; containing : <ul style="list-style-type: none"> <li>- Entry Type set to SOMEIP_ENTRY_FIND_SERVICE</li> <li>- Service ID in Entry Array set to &lt;SERVICE-ID-1&gt;</li> </ul> </li> <li>3. TESTER: &lt;CLIENT-1&gt; Listens (upto &lt;ParamListenTime&gt;) on &lt;Diface-0&gt; <ul style="list-style-type: none"> <li>- Entry Type set to SOMEIP_ENTRY_OFFER_SERVICE</li> <li>- Service ID in Entry Array set to &lt;SERVICE-ID-1&gt;</li> <li>- SOMEIP Expected Type of Option set to SOMEIP_OPTION_IPV4_ENDPOINT</li> <li>- SOMEIP Expected Number Of IPv4 Endpoint Option set to 1</li> </ul> </li> <li>4. DUT: Sends SOME/IP Notification Message</li> <li>5. TESTER: Verify that received SOME/IP Notification Message contains: <ul style="list-style-type: none"> <li>- Port Number in IPv4 EndPoint Option is set to &lt;SERVICE-ID-1-UDP-PORT&gt;</li> </ul> </li> <li>6. DUT CONFIGURE: Stop Service on &lt;Diface-0&gt; with the following information <ul style="list-style-type: none"> <li>- Service ID : &lt;SERVICE-ID-1&gt;</li> </ul> </li> </ol>
Pass Criteria	<ol style="list-style-type: none"> <li>4. DUT: Sends SOME/IP Notification Message</li> <li>5. TESTER: Verify that received SOME/IP Notification Message contains: <ul style="list-style-type: none"> <li>- Port Number in IPv4 EndPoint Option is set to &lt;SERVICE-ID-1-UDP-PORT&gt;</li> </ul> </li> </ol>
Reference	Specification of Service Discovery V1.2.0 R4.1 Rev 3 Section 7.3.9 [SWS_SD_00215] Page 37 'Options Array' (MUST)
Notes	

5.1.5.2.8 SOMEIPSRV\_OPTIONS\_08: Length field of the IPv4 Multicast Option

Synopsis	The Length field [16 bits] of the IPv4 Multicast Option shall be set to 0x0009.
Prerequisites	N/a
Test setup	Topology 1
Test Input Parameters	Check section general Input Parameters
Test Procedure	<p>1. DUT CONFIGURE: Start Service on &lt;DIface-0&gt; with the following information</p> <ul style="list-style-type: none"> <li>- Service ID : &lt;SERVICE-ID-1&gt;</li> <li>- Number Of Instances : 1</li> </ul> <p>2. TESTER: &lt;CLIENT-1&gt; Sends SOME/IP Notification Message to DUT through &lt;DIface-0&gt; containing :</p> <ul style="list-style-type: none"> <li>- Entry Type set to SOMEIP_ENTRY_FIND_SERVICE</li> <li>- Service ID in Entry Array set to &lt;SERVICE-ID-1&gt;</li> </ul> <p>3. TESTER: &lt;CLIENT-1&gt; Listens (upto &lt;ParamListenTime&gt;) on &lt;DIface-0&gt;</p> <ul style="list-style-type: none"> <li>- Entry Type set to SOMEIP_ENTRY_OFFER_SERVICE</li> <li>- Service ID in Entry Array set to &lt;SERVICE-ID-1&gt;</li> </ul> <p>4. DUT: Sends SOME/IP Notification Message</p> <p>5. TESTER: &lt;CLIENT-1&gt; Sends SOME/IP Notification Message to DUT through &lt;DIface-0&gt; containing :</p> <ul style="list-style-type: none"> <li>- Entry Type set to SOMEIP_ENTRY_SUBSCRIBE</li> <li>- Service ID in Entry Array set to &lt;SERVICE-ID-1&gt;</li> <li>- EventGroup ID in Subscribe Eventgroup Entry set to &lt;EVENT-GROUP-ID-1-SI-1&gt;</li> </ul> <p>6. TESTER: &lt;CLIENT-1&gt; Listens (upto &lt;ParamListenTime&gt;) on &lt;DIface-0&gt;</p> <ul style="list-style-type: none"> <li>- Entry Type set to SOMEIP_ENTRY_SUBSCRIBE_ACK</li> <li>- Service ID in Entry Array set to &lt;SERVICE-ID-1&gt;</li> <li>- SOME/IP Expected EventGroup ID in Subscribe EventGroup</li> </ul> <p>Ack</p> <ul style="list-style-type: none"> <li>Entry set to &lt;EVENT-GROUP-ID-1-SI-1&gt;</li> <li>- SOMEIP Expected Type of Option set to SOMEIP_OPTION_IPV4_MULTICAST</li> </ul> <p>7. DUT: Sends SOME/IP Notification Message</p> <p>8. TESTER: Verify that received SOME/IP Notification Message contains:</p> <ul style="list-style-type: none"> <li>- Length of IPv4 Multicast Option is set to 0x0009</li> </ul> <p>9. DUT CONFIGURE: Stop Service on &lt;DIface-0&gt; with the following information</p> <ul style="list-style-type: none"> <li>- Service ID : &lt;SERVICE-ID-1&gt;</li> </ul>
Pass Criteria	<p>4. DUT: Sends SOME/IP Notification Message</p> <p>7. DUT: Sends SOME/IP Notification Message</p> <p>8. TESTER: Verify that received SOME/IP Notification Message contains:</p> <ul style="list-style-type: none"> <li>- Length of IPv4 Multicast Option is set to 0x0009</li> </ul>
Reference	Specification of Service Discovery V1.2.0 R4.1 Rev 3 Section 7.3.9 [SWS_SD_00390] Page 39 'Options Array' (MUST)

5.1.5.2.9 SOMEIPSRV\_OPTIONS\_09: Type field of the IPv4 Multicast Option

Synopsis	The Type field [8 bits] of the IPv4 Multicast Option shall be statically set to 0x14.
Prerequisites	N/a
Test setup	Topology 1
Test Input Parameters	Check section general Input Parameters
Test Procedure	<p>1. DUT CONFIGURE: Start Service on &lt;Diface-0&gt; with the following information</p> <ul style="list-style-type: none"> <li>- Service ID : &lt;SERVICE-ID-1&gt;</li> <li>- Number Of Instances : 1</li> </ul> <p>2. TESTER: &lt;CLIENT-1&gt; Sends SOME/IP Notification Message to DUT through &lt;Diface-0&gt; containing :</p> <ul style="list-style-type: none"> <li>- Entry Type set to SOMEIP_ENTRY_FIND_SERVICE</li> <li>- Service ID in Entry Array set to &lt;SERVICE-ID-1&gt;</li> </ul> <p>3. TESTER: &lt;CLIENT-1&gt; Listens (upto &lt;ParamListenTime&gt;) on &lt;Diface-0&gt;</p> <ul style="list-style-type: none"> <li>- Entry Type set to SOMEIP_ENTRY_OFFER_SERVICE</li> <li>- Service ID in Entry Array set to &lt;SERVICE-ID-1&gt;</li> </ul> <p>4. DUT: Sends SOME/IP Notification Message</p> <p>5. TESTER: &lt;CLIENT-1&gt; Sends SOME/IP Notification Message to DUT through &lt;Diface-0&gt; containing :</p> <ul style="list-style-type: none"> <li>- Entry Type set to SOMEIP_ENTRY_SUBSCRIBE</li> <li>- Service ID in Entry Array set to &lt;SERVICE-ID-1&gt;</li> <li>- EventGroup ID in Subscribe Eventgroup Entry set to &lt;EVENT-GROUP-ID-1-SI-1&gt;</li> </ul> <p>6. TESTER: &lt;CLIENT-1&gt; Listens (upto &lt;ParamListenTime&gt;) on &lt;Diface-0&gt;</p> <ul style="list-style-type: none"> <li>- Entry Type set to SOMEIP_ENTRY_SUBSCRIBE_ACK</li> <li>- Service ID in Entry Array set to &lt;SERVICE-ID-1&gt;</li> <li>- SOME/IP Expected EventGroup ID in Subscribe EventGroup</li> </ul> <p>Ack</p> <p style="padding-left: 40px;">Entry set to &lt;EVENT-GROUP-ID-1-SI-1&gt;</p> <p>7. DUT: Sends SOME/IP Notification Message</p> <p>8. TESTER: Verify that received SOME/IP Notification Message contains:</p> <ul style="list-style-type: none"> <li>- Type of Option Array is set to SOMEIP_OPTION_IPV4_MULTICAST</li> </ul> <p>9. DUT CONFIGURE: Stop Service on &lt;Diface-0&gt; with the following information</p> <ul style="list-style-type: none"> <li>- Service ID : &lt;SERVICE-ID-1&gt;</li> </ul>
Pass Criteria	<p>4. DUT: Sends SOME/IP Notification Message</p> <p>7. DUT: Sends SOME/IP Notification Message</p> <p>8. TESTER: Verify that received SOME/IP Notification Message contains:</p> <ul style="list-style-type: none"> <li>- Type of Option Array is set to SOMEIP_OPTION_IPV4_MULTICAST</li> </ul>
Reference	Specification of Service Discovery V1.2.0 R4.1 Rev 3 Section 7.3.9 [SWS_SD_00391] Page 39 'Options Array' (MUST)

Notes	
-------	--

5.1.5.2.10 SOMEIPSRV\_OPTIONS\_10: Reserved field after IPv4 Address of the IPv4 Multicast Option

Synopsis	The Reserved field [8 bits] of the IPv4 Multicast Option (followed by the IPv4-Address field) of the Configuration Option segment shall be statically set to 0x00.
Prerequisites	N/a
Test setup	Topology 1
Test Input Parameters	Check section general Input Parameters
Test Procedure	<p>1. DUT CONFIGURE: Start Service on &lt;Diface-0&gt; with the following information</p> <ul style="list-style-type: none"> <li>- Service ID : &lt;SERVICE-ID-1&gt;</li> <li>- Number Of Instances : 1</li> </ul> <p>2. TESTER: &lt;CLIENT-1&gt; Sends SOME/IP Notification Message to DUT through &lt;Diface-0&gt; containing :</p> <ul style="list-style-type: none"> <li>- Entry Type set to SOMEIP_ENTRY_FIND_SERVICE</li> <li>- Service ID in Entry Array set to &lt;SERVICE-ID-1&gt;</li> </ul> <p>3. TESTER: &lt;CLIENT-1&gt; Listens (upto &lt;ParamListenTime&gt;) on &lt;Diface-0&gt;</p> <ul style="list-style-type: none"> <li>- Entry Type set to SOMEIP_ENTRY_OFFER_SERVICE</li> <li>- Service ID in Entry Array set to &lt;SERVICE-ID-1&gt;</li> </ul> <p>4. DUT: Sends SOME/IP Notification Message</p> <p>5. TESTER: &lt;CLIENT-1&gt; Sends SOME/IP Notification Message to DUT through &lt;Diface-0&gt; containing :</p> <ul style="list-style-type: none"> <li>- Entry Type set to SOMEIP_ENTRY_SUBSCRIBE</li> <li>- Service ID in Entry Array set to &lt;SERVICE-ID-1&gt;</li> <li>- EventGroup ID in Subscribe Eventgroup Entry set to &lt;EVENT-GROUP-ID-1-SI-1&gt;</li> </ul> <p>6. TESTER: &lt;CLIENT-1&gt; Listens (upto &lt;ParamListenTime&gt;) on &lt;Diface-0&gt;</p> <ul style="list-style-type: none"> <li>- Entry Type set to SOMEIP_ENTRY_SUBSCRIBE_ACK</li> <li>- Service ID in Entry Array set to &lt;SERVICE-ID-1&gt;</li> <li>- SOME/IP Expected EventGroup ID in Subscribe EventGroup</li> </ul> <p>Ack</p> <ul style="list-style-type: none"> <li>Entry set to &lt;EVENT-GROUP-ID-1-SI-1&gt;</li> <li>- SOMEIP Expected Type of Option set to SOMEIP_OPTION_IPV4_MULTICAST</li> </ul> <p>7. DUT: Sends SOME/IP Notification Message</p> <p>8. TESTER: Verify that received SOME/IP Notification Message contains:</p> <ul style="list-style-type: none"> <li>- First Reserved Field in IPv4 Multicast Option is set to 0x00</li> </ul> <p>9. DUT CONFIGURE: Stop Service on &lt;Diface-0&gt; with the following information</p> <ul style="list-style-type: none"> <li>- Service ID : &lt;SERVICE-ID-1&gt;</li> </ul>
Pass Criteria	<p>4. DUT: Sends SOME/IP Notification Message</p> <p>7. DUT: Sends SOME/IP Notification Message</p>

	8. TESTER: Verify that received SOME/IP Notification Message contains: - First Reserved Field in IPv4 Multicast Option is set to 0x00
Reference	Specification of Service Discovery V1.2.0 R4.1 Rev 3 Section 7.3.9 [SWS_SD_00392] Page 39 'Options Array' (MUST)
Notes	

#### 5.1.5.2.11 SOMEIPSRV\_OPTIONS\_11: IPv4-Address field of the IPv4 Multicast Option

Synopsis	The IPv4-Address field [32 bits] of the IPv4 Multicast Option shall be set to the Multicast IP address of the Eventgroup.
Prerequisites	N/a
Test setup	Topology 1
Test Input Parameters	Check section general Input Parameters
Test Procedure	<p>1. DUT CONFIGURE: Start Service on &lt;Diface-0&gt; with the following information</p> <ul style="list-style-type: none"> <li>- Service ID : &lt;SERVICE-ID-1&gt;</li> <li>- Number Of Instances : 1</li> </ul> <p>2. TESTER: &lt;CLIENT-1&gt; Sends SOME/IP Notification Message to DUT through &lt;Diface-0&gt; containing :</p> <ul style="list-style-type: none"> <li>- Entry Type set to SOMEIP_ENTRY_FIND_SERVICE</li> <li>- Service ID in Entry Array set to &lt;SERVICE-ID-1&gt;</li> </ul> <p>3. TESTER: &lt;CLIENT-1&gt; Listens (upto &lt;ParamListenTime&gt;) on &lt;Diface-0&gt;</p> <ul style="list-style-type: none"> <li>- Entry Type set to SOMEIP_ENTRY_OFFER_SERVICE</li> <li>- Service ID in Entry Array set to &lt;SERVICE-ID-1&gt;</li> </ul> <p>4. DUT: Sends SOME/IP Notification Message</p> <p>5. TESTER: &lt;CLIENT-1&gt; Sends SOME/IP Notification Message to DUT through &lt;Diface-0&gt; containing :</p> <ul style="list-style-type: none"> <li>- Entry Type set to SOMEIP_ENTRY_SUBSCRIBE</li> <li>- Service ID in Entry Array set to &lt;SERVICE-ID-1&gt;</li> <li>- EventGroup ID in Subscribe Eventgroup Entry set to &lt;EVENT-GROUP-ID-1-SI-1&gt;</li> </ul> <p>6. TESTER: &lt;CLIENT-1&gt; Listens (upto &lt;ParamListenTime&gt;) on &lt;Diface-0&gt;</p> <ul style="list-style-type: none"> <li>- Entry Type set to SOMEIP_ENTRY_SUBSCRIBE_ACK</li> <li>- Service ID in Entry Array set to &lt;SERVICE-ID-1&gt;</li> <li>- SOME/IP Expected EventGroup ID in Subscribe EventGroup Ack Entry set to &lt;EVENT-GROUP-ID-1-SI-1&gt;</li> <li>- SOMEIP Expected Type of Option set to SOMEIP_OPTION_IPV4_MULTICAST</li> </ul> <p>7. DUT: Sends SOME/IP Notification Message</p> <p>8. TESTER: Verify that received SOME/IP Notification Message contains:</p> <ul style="list-style-type: none"> <li>- IP Address in IPv4 Multicast Option is set to &lt;EVENT-GROUP-ID-1-SI-1-MulticastAddr&gt;</li> </ul> <p>9. DUT CONFIGURE: Stop Service on &lt;Diface-0&gt; with the following</p>

OPEN Alliance

	information - Service ID : <SERVICE-ID-1>
Pass Criteria	4. DUT: Sends SOME/IP Notification Message 7. DUT: Sends SOME/IP Notification Message 8. TESTER: Verify that received SOME/IP Notification Message contains: - IP Address in IPv4 Multicast Option is set to <EVENT-GROUP-ID-1-SI-1-MulticastAddr>
Reference	Specification of Service Discovery V1.2.0 R4.1 Rev 3 Section 7.3.9 [SWS_SD_00393] Page 39 'Options Array' (MUST)
Notes	

5.1.5.2.12 SOMEIPSRV\_OPTIONS\_12: Reserved field of the IPv4 Multicast Option

Synopsis	The Reserved field [8 bits] of the IPv4 Multicast Option shall statically be set to 0x00.
Prerequisites	N/a
Test setup	Topology 1
Test Input Parameters	Check section general Input Parameters
Test Procedure	<p>1. DUT CONFIGURE: Start Service on &lt;Diface-0&gt; with the following information</p> <ul style="list-style-type: none"> <li>- Service ID : &lt;SERVICE-ID-1&gt;</li> <li>- Number Of Instances : 1</li> </ul> <p>2. TESTER: &lt;CLIENT-1&gt; Sends SOME/IP Notification Message to DUT through &lt;Diface-0&gt; containing :</p> <ul style="list-style-type: none"> <li>- Entry Type set to SOMEIP_ENTRY_FIND_SERVICE</li> <li>- Service ID in Entry Array set to &lt;SERVICE-ID-1&gt;</li> </ul> <p>3. TESTER: &lt;CLIENT-1&gt; Listens (upto &lt;ParamListenTime&gt;) on &lt;Diface-0&gt;</p> <ul style="list-style-type: none"> <li>- Entry Type set to SOMEIP_ENTRY_OFFER_SERVICE</li> <li>- Service ID in Entry Array set to &lt;SERVICE-ID-1&gt;</li> </ul> <p>4. DUT: Sends SOME/IP Notification Message</p> <p>5. TESTER: &lt;CLIENT-1&gt; Sends SOME/IP Notification Message to DUT through &lt;Diface-0&gt; containing :</p> <ul style="list-style-type: none"> <li>- Entry Type set to SOMEIP_ENTRY_SUBSCRIBE</li> <li>- Service ID in Entry Array set to &lt;SERVICE-ID-1&gt;</li> <li>- EventGroup ID in Subscribe Eventgroup Entry set to &lt;EVENT-GROUP-ID-1-SI-1&gt;</li> </ul> <p>6. TESTER: &lt;CLIENT-1&gt; Listens (upto &lt;ParamListenTime&gt;) on &lt;Diface-0&gt;</p> <ul style="list-style-type: none"> <li>- Entry Type set to SOMEIP_ENTRY_SUBSCRIBE_ACK</li> <li>- Service ID in Entry Array set to &lt;SERVICE-ID-1&gt;</li> <li>- SOME/IP Expected EventGroup ID in Subscribe EventGroup</li> </ul> <p>Ack</p> <ul style="list-style-type: none"> <li>Entry set to &lt;EVENT-GROUP-ID-1-SI-1&gt;</li> <li>- SOMEIP Expected Type of Option set to SOMEIP_OPTION_IPV4_MULTICAST</li> </ul> <p>7. DUT: Sends SOME/IP Notification Message</p> <p>8. TESTER: Verify that received SOME/IP Notification Message contains:</p> <ul style="list-style-type: none"> <li>- Second Reserved Field in IPv4 Multicast Option is set to 0x00</li> </ul> <p>9. DUT CONFIGURE: Stop Service on &lt;Diface-0&gt; with the following information</p> <ul style="list-style-type: none"> <li>- Service ID : &lt;SERVICE-ID-1&gt;</li> </ul>
Pass Criteria	<p>4. DUT: Sends SOME/IP Notification Message</p> <p>7. DUT: Sends SOME/IP Notification Message</p> <p>8. TESTER: Verify that received SOME/IP Notification Message contains:</p>



OPEN Alliance

	- Second Reserved Field in IPv4 Multicast Option is set to 0x00
Reference	Specification of Service Discovery V1.2.0 R4.1 Rev 3 Section 7.3.9 [SWS_SD_00394] Page 39 'Options Array' (MUST)
Notes	

5.1.5.2.13 SOMEIPSRV\_OPTIONS\_13: Layer 4 Protocol field of the IPv4 Multicast Option for UDP

Synopsis	The Layer 4 Protocol field [8 bits] (L4-Proto) of the IPv4 Multicast Option shall be set to 0x11 (UDP).
Prerequisites	N/a
Test setup	Topology 1
Test Input Parameters	Check section general Input Parameters
Test Procedure	<ol style="list-style-type: none"> <li>1. DUT CONFIGURE: Start Service on &lt;Diface-0&gt; with the following information <ul style="list-style-type: none"> <li>- Service ID : &lt;SERVICE-ID-1&gt;</li> <li>- Number Of Instances : 1</li> </ul> </li> <li>2. TESTER: &lt;CLIENT-1&gt; Sends SOME/IP Notification Message to DUT through &lt;Diface-0&gt; containing : <ul style="list-style-type: none"> <li>- Entry Type set to SOMEIP_ENTRY_FIND_SERVICE</li> <li>- Service ID in Entry Array set to &lt;SERVICE-ID-1&gt;</li> </ul> </li> <li>3. TESTER: &lt;CLIENT-1&gt; Listens (upto &lt;ParamListenTime&gt;) on &lt;Diface-0&gt; <ul style="list-style-type: none"> <li>- Entry Type set to SOMEIP_ENTRY_OFFER_SERVICE</li> <li>- Service ID in Entry Array set to &lt;SERVICE-ID-1&gt;</li> </ul> </li> <li>4. DUT: Sends SOME/IP Notification Message</li> <li>5. TESTER: &lt;CLIENT-1&gt; Sends SOME/IP Notification Message to DUT through &lt;Diface-0&gt; containing : <ul style="list-style-type: none"> <li>- Entry Type set to SOMEIP_ENTRY_SUBSCRIBE</li> <li>- Service ID in Entry Array set to &lt;SERVICE-ID-1&gt;</li> <li>- EventGroup ID in Subscribe Eventgroup Entry set to &lt;EVENT-GROUP-ID-1-SI-1&gt;</li> </ul> </li> <li>6. TESTER: &lt;CLIENT-1&gt; Listens (upto &lt;ParamListenTime&gt;) on &lt;Diface-0&gt; <ul style="list-style-type: none"> <li>- Entry Type set to SOMEIP_ENTRY_SUBSCRIBE_ACK</li> <li>- Service ID in Entry Array set to &lt;SERVICE-ID-1&gt;</li> <li>- SOME/IP Expected EventGroup ID in Subscribe EventGroup</li> </ul> </li> </ol> <p>Ack</p> <ul style="list-style-type: none"> <li>Entry set to &lt;EVENT-GROUP-ID-1-SI-1&gt;</li> <li>- SOMEIP Expected Type of Option set to SOMEIP_OPTION_IPV4_MULTICAST</li> </ul> <ol style="list-style-type: none"> <li>7. DUT: Sends SOME/IP Notification Message</li> <li>8. TESTER: Verify that received SOME/IP Notification Message contains: <ul style="list-style-type: none"> <li>- Transport Protocol in IPv4 Multicast Option is set to 0x11</li> </ul> </li> <li>9. DUT CONFIGURE: Stop Service on &lt;Diface-0&gt; with the following information <ul style="list-style-type: none"> <li>- Service ID : &lt;SERVICE-ID-1&gt;</li> </ul> </li> </ol>
Pass Criteria	<ol style="list-style-type: none"> <li>4. DUT: Sends SOME/IP Notification Message</li> <li>7. DUT: Sends SOME/IP Notification Message</li> <li>8. TESTER: Verify that received SOME/IP Notification Message contains: <ul style="list-style-type: none"> <li>- Transport Protocol in IPv4 Multicast Option is set to 0x11</li> </ul> </li> </ol>

OPEN Alliance

Reference	Specification of Service Discovery V1.2.0 R4.1 Rev 3 Section 7.3.9 [SWS_SD_00395] Page 39 'Options Array' (MUST)
Notes	

5.1.5.2.14 SOMEIPSRV\_OPTIONS\_14: Port Number field of the IPv4 Multicast Option

Synopsis	The Port Number field [16 bits] of the IPv4 Multicast Option shall carry the port number for transporting Multicast Events of the Eventgroup.
Prerequisites	N/a
Test setup	Topology 1
Test Input Parameters	Check section general Input Parameters
Test Procedure	<p>1. DUT CONFIGURE: Start Service on &lt;Diface-0&gt; with the following information</p> <ul style="list-style-type: none"> <li>- Service ID : &lt;SERVICE-ID-1&gt;</li> <li>- Number Of Instances : 1</li> </ul> <p>2. TESTER: &lt;CLIENT-1&gt; Sends SOME/IP Notification Message to DUT through &lt;Diface-0&gt; containing :</p> <ul style="list-style-type: none"> <li>- Entry Type set to SOMEIP_ENTRY_FIND_SERVICE</li> <li>- Service ID in Entry Array set to &lt;SERVICE-ID-1&gt;</li> </ul> <p>3. TESTER: &lt;CLIENT-1&gt; Listens (upto &lt;ParamListenTime&gt;) on &lt;Diface-0&gt;</p> <ul style="list-style-type: none"> <li>- Entry Type set to SOMEIP_ENTRY_OFFER_SERVICE</li> <li>- Service ID in Entry Array set to &lt;SERVICE-ID-1&gt;</li> </ul> <p>4. DUT: Sends SOME/IP Notification Message</p> <p>5. TESTER: &lt;CLIENT-1&gt; Sends SOME/IP Notification Message to DUT through &lt;Diface-0&gt; containing :</p> <ul style="list-style-type: none"> <li>- Entry Type set to SOMEIP_ENTRY_SUBSCRIBE</li> <li>- Service ID in Entry Array set to &lt;SERVICE-ID-1&gt;</li> <li>- EventGroup ID in Subscribe Eventgroup Entry set to &lt;EVENT-GROUP-ID-1-SI-1&gt;</li> </ul> <p>6. TESTER: &lt;CLIENT-1&gt; Listens (upto &lt;ParamListenTime&gt;) on &lt;Diface-0&gt;</p> <ul style="list-style-type: none"> <li>- Entry Type set to SOMEIP_ENTRY_SUBSCRIBE_ACK</li> <li>- Service ID in Entry Array set to &lt;SERVICE-ID-1&gt;</li> <li>- SOME/IP Expected EventGroup ID in Subscribe EventGroup</li> </ul> <p>Ack</p> <ul style="list-style-type: none"> <li>- Entry set to &lt;EVENT-GROUP-ID-1-SI-1&gt;</li> <li>- SOMEIP Expected Type of Option set to SOMEIP_OPTION_IPV4_MULTICAST</li> </ul> <p>7. DUT: Sends SOME/IP Notification Message</p> <p>8. TESTER: Verify that received SOME/IP Notification Message contains:</p> <ul style="list-style-type: none"> <li>- Port Number in IPv4 Multicast Option is set to &lt;SERVICE-ID-1-UDP-PORT&gt;</li> </ul> <p>9. DUT CONFIGURE: Stop Service on &lt;Diface-0&gt; with the following information</p> <ul style="list-style-type: none"> <li>- Service ID : &lt;SERVICE-ID-1&gt;</li> </ul>
Pass Criteria	<p>4. DUT: Sends SOME/IP Notification Message</p> <p>7. DUT: Sends SOME/IP Notification Message</p> <p>8. TESTER: Verify that received SOME/IP Notification Message contains:</p> <ul style="list-style-type: none"> <li>- Port Number in IPv4 Multicast Option is set to &lt;SERVICE-ID-1-UDP-PORT&gt;</li> </ul>

OPEN Alliance

Reference	Specification of Service Discovery V1.2.0 R4.1 Rev 3 Section 7.3.9 [SWS_SD_00396] Page 39 'Options Array' (MUST)
Notes	

5.1.5.2.15 SOMEIPSRV\_OPTIONS\_15: Layer 4 Protocol field of the IPv4 Endpoint Option for TCP

Synopsis	The Layer 4 Protocol field [8 bits] (L4-Proto) of the IPv4 Endpoint Option shall be set to one of the following values, depending on the port specified: 0x06: TCP 0x11: UDP NOTE: Checking For TCP.
Prerequisites	N/a
Test setup	Topology 1
Test Input Parameters	Check section general Input Parameters
Test Procedure	<ol style="list-style-type: none"> <li>1. DUT CONFIGURE: Start Service on &lt;Diface-0&gt; with the following information <ul style="list-style-type: none"> <li>- Service ID : &lt;SERVICE-ID-2&gt;</li> <li>- Number Of Instances : 1</li> </ul> </li> <li>2. TESTER: &lt;CLIENT-1&gt; Sends SOME/IP Notification Message to DUT through &lt;Diface-0&gt; containing : <ul style="list-style-type: none"> <li>- Entry Type set to SOMEIP_ENTRY_FIND_SERVICE</li> <li>- Service ID in Entry Array set to &lt;SERVICE-ID-2&gt;</li> </ul> </li> <li>3. TESTER: &lt;CLIENT-1&gt; Listens (upto &lt;ParamListenTime&gt;) on &lt;Diface-0&gt; <ul style="list-style-type: none"> <li>- Entry Type set to SOMEIP_ENTRY_OFFER_SERVICE</li> <li>- Service ID in Entry Array set to &lt;SERVICE-ID-2&gt;</li> <li>- SOMEIP Expected Type of Option set to SOMEIP_OPTION_IPV4_ENDPOINT</li> <li>- SOMEIP Expected Number Of IPv4 Endpoint Option set to 1</li> </ul> </li> <li>4. DUT: Sends SOME/IP Notification Message</li> <li>5. TESTER: Verify that received SOME/IP Notification Message contains: <ul style="list-style-type: none"> <li>- Transport Protocol in IPv4 EndPoint Option is set to 0x06</li> </ul> </li> <li>6. DUT CONFIGURE: Stop Service on &lt;Diface-0&gt; with the following information <ul style="list-style-type: none"> <li>- Service ID : &lt;SERVICE-ID-2&gt;</li> </ul> </li> </ol>
Pass Criteria	<ol style="list-style-type: none"> <li>4. DUT: Sends SOME/IP Notification Message</li> <li>5. TESTER: Verify that received SOME/IP Notification Message contains: <ul style="list-style-type: none"> <li>- Transport Protocol in IPv4 EndPoint Option is set to 0x06</li> </ul> </li> </ol>
Reference	Specification of Service Discovery V1.2.0 R4.1 Rev 3 Section 7.3.9 [SWS_SD_00214] Page 37 'Options Array' (MUST)
Notes	

### 5.1.5.3 Service Discovery Messages

#### 5.1.5.3.1 SOMEIPSRV\_SD\_MESSAGE\_01: Instance ID if all service instances shall be returned

Synopsis	Instance ID shall be set to 0xFFFF, if all service instances shall be returned. It shall be set to the Instance ID of a specific service instance, if just a single service instance shall be returned. NOTE: Checking For Instance ID 0xFFFF.
Prerequisites	N/a
Test setup	Topology 1
Test Input Parameters	Check section general Input Parameters
Test Procedure	<ol style="list-style-type: none"> <li>1. DUT CONFIGURE: Start Service on &lt;Diface-0&gt; with the following information <ul style="list-style-type: none"> <li>- Service ID : &lt;SERVICE-ID-1&gt;</li> <li>- Number Of Instances : 2</li> </ul> </li> <li>2. TESTER: &lt;CLIENT-1&gt; Sends SOME/IP Notification Message to DUT through &lt;Diface-0&gt; containing : <ul style="list-style-type: none"> <li>- Entry Type set to SOMEIP_ENTRY_FIND_SERVICE</li> <li>- SOME/IP Find Service Entry Service Instance ID set to 0xFFFF</li> <li>- Service ID in Entry Array set to &lt;SERVICE-ID-1&gt;</li> </ul> </li> <li>3. TESTER: &lt;CLIENT-1&gt; Listens (upto &lt;ParamListenTime&gt;) on &lt;Diface-0&gt; <ul style="list-style-type: none"> <li>- Entry Type set to SOMEIP_ENTRY_OFFER_SERVICE</li> <li>- Expected Offer Services' Service ID set to &lt;SERVICE-ID-1&gt;</li> <li>- Number Of Expected Offer Service Entries set to 2</li> </ul> </li> <li>4. DUT: Sends SOME/IP Notification Message</li> <li>5. TESTER: Verify that received SOME/IP Notification Message contains: <ul style="list-style-type: none"> <li>- Number of expected Offer Service Entry is set to 2</li> </ul> </li> <li>6. TESTER: Extracts the content of Service Instance ID of Offer Service Entry 2 to &lt;extractedInstID2&gt;</li> <li>7. TESTER: Verify that received SOME/IP Notification Message contains: <ul style="list-style-type: none"> <li>- Service Instance ID of Offer Service Entry 1 is not set to &lt;extractedInstID2&gt;</li> </ul> </li> <li>8. DUT CONFIGURE: Stop Service on &lt;Diface-0&gt; with the following information <ul style="list-style-type: none"> <li>- Service ID : &lt;SERVICE-ID-1&gt;</li> </ul> </li> </ol>
Pass Criteria	<ol style="list-style-type: none"> <li>4. DUT: Sends SOME/IP Notification Message</li> <li>5. TESTER: Verify that received SOME/IP Notification Message contains: <ul style="list-style-type: none"> <li>- Number of expected Offer Service Entry is set to 2</li> </ul> </li> <li>7. TESTER: Verify that received SOME/IP Notification Message contains: <ul style="list-style-type: none"> <li>- Service Instance ID of Offer Service Entry 1 is not set to &lt;extractedInstID2&gt;</li> </ul> </li> </ol>
Reference	Example for a Serialization Protocol (SOME/IP) V1.1.0 R4.1 Rev 3 s6.7.4.1.1 Find Service Entry [TR_SOMEIP_00351] Page 66 (MUST)

5.1.5.3.2 SOMEIPSRV\_SD\_MESSAGE\_02: Instance ID if a specific instance shall be returned

Synopsis	Instance ID shall be set to 0xFFFF, if all service instances shall be returned. It shall be set to the Instance ID of a specific service instance, if just a single service instance shall be returned. NOTE: Checking For Specific Instance ID.
Prerequisites	N/a
Test setup	Topology 1
Test Input Parameters	Check section general Input Parameters
Test Procedure	<ol style="list-style-type: none"> <li>1. DUT CONFIGURE: Start Service on &lt;Diface-0&gt; with the following information             <ul style="list-style-type: none"> <li>- Service ID : &lt;SERVICE-ID-1&gt;</li> <li>- Number Of Instances : 2</li> </ul> </li> <li>2. TESTER: &lt;CLIENT-1&gt; Sends SOME/IP Notification Message to DUT through &lt;Diface-0&gt; containing :             <ul style="list-style-type: none"> <li>- Entry Type set to SOMEIP_ENTRY_FIND_SERVICE</li> <li>- SOME/IP Find Service Entry Service Instance ID set to 0xFFFF</li> <li>- Service ID in Entry Array set to &lt;SERVICE-ID-1&gt;</li> </ul> </li> <li>3. TESTER: &lt;CLIENT-1&gt; Listens (upto &lt;ParamListenTime&gt;) on &lt;Diface-0&gt;             <ul style="list-style-type: none"> <li>- Entry Type set to SOMEIP_ENTRY_OFFER_SERVICE</li> <li>- Expected Offer Services' Service ID set to &lt;SERVICE-ID-1&gt;</li> <li>- Number Of Expected Offer Service Entries set to 2</li> </ul> </li> <li>4. DUT: Sends SOME/IP Notification Message</li> <li>5. TESTER: Verify that received SOME/IP Notification Message contains:             <ul style="list-style-type: none"> <li>- Number of expected Offer Service Entry is set to 2</li> </ul> </li> <li>6. TESTER: Extracts the content of Service Instance ID of Offer Service Entry 2 to &lt;extractedInstID2&gt;</li> <li>7. TESTER: Extracts the content of Service Instance ID of Offer Service Entry 1 to &lt;extractedInstID1&gt;</li> <li>8. TESTER: &lt;CLIENT-1&gt; Sends SOME/IP Notification Message to DUT through &lt;Diface-0&gt; containing :             <ul style="list-style-type: none"> <li>- Entry Type set to SOMEIP_ENTRY_FIND_SERVICE</li> <li>- SOME/IP Find Service Entry Service Instance ID set to extractedInstID1</li> <li>- Service ID in Entry Array set to &lt;SERVICE-ID-1&gt;</li> </ul> </li> <li>9. TESTER: &lt;CLIENT-1&gt; Listens (upto &lt;ParamListenTime&gt;) on &lt;Diface-0&gt;             <ul style="list-style-type: none"> <li>- Entry Type set to SOMEIP_ENTRY_OFFER_SERVICE</li> <li>- Service ID in Entry Array set to &lt;SERVICE-ID-1&gt;</li> </ul> </li> <li>10. DUT: Sends SOME/IP Notification Message</li> <li>11. TESTER: Verify that received SOME/IP Notification Message contains:             <ul style="list-style-type: none"> <li>- Number of expected Offer Service Entry is set to 1</li> </ul> </li> <li>12. TESTER: &lt;CLIENT-1&gt; Sends SOME/IP Notification Message to DUT through</li> </ol>



OPEN Alliance

	<p>&lt;Diface-0&gt; containing :</p> <ul style="list-style-type: none"> <li>- Entry Type set to SOMEIP_ENTRY_FIND_SERVICE</li> <li>- SOME/IP Find Service Entry Service Instance ID set to extractedInstID2</li> <li>- Service ID in Entry Array set to &lt;SERVICE-ID-1&gt;</li> </ul> <p>13. TESTER: &lt;CLIENT-1&gt; Listens (upto &lt;ParamListenTime&gt;) on &lt;Diface-0&gt;</p> <ul style="list-style-type: none"> <li>- Entry Type set to SOMEIP_ENTRY_OFFER_SERVICE</li> <li>- Service ID in Entry Array set to &lt;SERVICE-ID-1&gt;</li> </ul> <p>14. DUT: Sends SOME/IP Notification Message</p> <p>15. TESTER: Verify that received SOME/IP Notification Message contains:</p> <ul style="list-style-type: none"> <li>- Number of expected Offer Service Entry is set to 1</li> </ul> <p>16. DUT CONFIGURE: Stop Service on &lt;Diface-0&gt; with the following information</p> <ul style="list-style-type: none"> <li>- Service ID : &lt;SERVICE-ID-1&gt;</li> </ul>
<p>Pass Criteria</p>	<p>4. DUT: Sends SOME/IP Notification Message</p> <p>5. TESTER: Verify that received SOME/IP Notification Message contains:</p> <ul style="list-style-type: none"> <li>- Number of expected Offer Service Entry is set to 2</li> </ul> <p>10. DUT: Sends SOME/IP Notification Message</p> <p>11. TESTER: Verify that received SOME/IP Notification Message contains:</p> <ul style="list-style-type: none"> <li>- Number of expected Offer Service Entry is set to 1</li> </ul> <p>14. DUT: Sends SOME/IP Notification Message</p> <p>15. TESTER: Verify that received SOME/IP Notification Message contains:</p> <ul style="list-style-type: none"> <li>- Number of expected Offer Service Entry is set to 1</li> </ul>
<p>Reference</p>	<p>Example for a Serialization Protocol (SOME/IP) V1.1.0 R4.1 Rev 3 s6.7.4.1.1 Find Service Entry [TR_SOMEIP_00351] Page 66 (MUST)</p>
<p>Notes</p>	

5.1.5.3.3 SOMEIPSRV\_SD\_MESSAGE\_03: Major Version when any version shall be returned

Synopsis	Major Version shall be set to 0xFF, that means that services with any version shall be returned. If set to value different than 0xFF, services with this specific major version shall be returned only. NOTE: Checking For Major Version 0xFF.
Prerequisites	N/a
Test setup	Topology 1
Test Input Parameters	Check section general Input Parameters
Test Procedure	<ol style="list-style-type: none"> <li>1. DUT CONFIGURE: Start Service on &lt;Diface-0&gt; with the following information <ul style="list-style-type: none"> <li>- Service ID : &lt;SERVICE-ID-1&gt;</li> <li>- Number Of Instances : 1</li> </ul> </li> <li>2. TESTER: &lt;CLIENT-1&gt; Sends SOME/IP Notification Message to DUT through &lt;Diface-0&gt; containing : <ul style="list-style-type: none"> <li>- Entry Type set to SOMEIP_ENTRY_FIND_SERVICE</li> <li>- SOME/IP Find Service Entry Service Major Version set to 0xFF</li> <li>- SOME/IP Find Service Entry TTL set to 0xFFFFFFFF</li> <li>- Service ID in Entry Array set to &lt;SERVICE-ID-1&gt;</li> </ul> </li> <li>3. TESTER: &lt;CLIENT-1&gt; Listens (upto &lt;ParamListenTime&gt;) on &lt;Diface-0&gt; <ul style="list-style-type: none"> <li>- Entry Type set to SOMEIP_ENTRY_OFFER_SERVICE</li> <li>- Service ID in Entry Array set to &lt;SERVICE-ID-1&gt;</li> </ul> </li> <li>4. DUT: Sends SOME/IP Notification Message</li> <li>5. TESTER: Verify that received SOME/IP Notification Message contains: <ul style="list-style-type: none"> <li>- Major Version in Entry Array is set to &lt;SERVICE-ID-1-MAJ-VER&gt;</li> </ul> </li> <li>6. DUT CONFIGURE: Stop Service on &lt;Diface-0&gt; with the following information <ul style="list-style-type: none"> <li>- Service ID : &lt;SERVICE-ID-1&gt;</li> </ul> </li> </ol>
Pass Criteria	<ol style="list-style-type: none"> <li>4. DUT: Sends SOME/IP Notification Message</li> <li>5. TESTER: Verify that received SOME/IP Notification Message contains: <ul style="list-style-type: none"> <li>- Major Version in Entry Array is set to &lt;SERVICE-ID-1-MAJ-VER&gt;</li> </ul> </li> </ol>
Reference	Example for a Serialization Protocol (SOME/IP) V1.1.0 R4.1 Rev 3 s6.7.4.1.1 Find Service Entry [TR_SOMEIP_00351] Page 66 (MUST)
Notes	

5.1.5.3.4 SOMEIPSRV\_SD\_MESSAGE\_04: Major Version when a specific version shall be returned

Synopsis	Major Version shall be set to 0xFF, that means that services with any version shall be returned. If set to value different than 0xFF, services with this specific major version shall be returned only. NOTE: Checking For Specific Major Version.
Prerequisites	N/a
Test setup	Topology 1
Test Input Parameters	Check section general Input Parameters
Test Procedure	<ol style="list-style-type: none"> <li>1. DUT CONFIGURE: Start Service on &lt;Diface-0&gt; with the following information <ul style="list-style-type: none"> <li>- Service ID : &lt;SERVICE-ID-1&gt;</li> <li>- Number Of Instances : 1</li> </ul> </li> <li>2. TESTER: &lt;CLIENT-1&gt; Sends SOME/IP Notification Message to DUT through &lt;Diface-0&gt; containing : <ul style="list-style-type: none"> <li>- Entry Type set to SOMEIP_ENTRY_FIND_SERVICE</li> <li>- SOME/IP Find Service Entry Service Major Version set to &lt;SERVICE-ID-1-MAJ-VER&gt;</li> <li>- SOME/IP Find Service Entry TTL set to 0xFFFFFFFF</li> <li>- Service ID in Entry Array set to &lt;SERVICE-ID-1&gt;</li> </ul> </li> <li>3. TESTER: &lt;CLIENT-1&gt; Listens (upto &lt;ParamListenTime&gt;) on &lt;Diface-0&gt; <ul style="list-style-type: none"> <li>- Entry Type set to SOMEIP_ENTRY_OFFER_SERVICE</li> <li>- Service ID in Entry Array set to &lt;SERVICE-ID-1&gt;</li> </ul> </li> <li>4. DUT: Sends SOME/IP Notification Message</li> <li>5. TESTER: Verify that received SOME/IP Notification Message contains: <ul style="list-style-type: none"> <li>- Major Version in Entry Array is set to &lt;SERVICE-ID-1-MAJ-VER&gt;</li> </ul> </li> <li>6. DUT CONFIGURE: Stop Service on &lt;Diface-0&gt; with the following information <ul style="list-style-type: none"> <li>- Service ID : &lt;SERVICE-ID-1&gt;</li> </ul> </li> </ol>
Pass Criteria	<ol style="list-style-type: none"> <li>4. DUT: Sends SOME/IP Notification Message</li> <li>5. TESTER: Verify that received SOME/IP Notification Message contains: <ul style="list-style-type: none"> <li>- Major Version in Entry Array is set to &lt;SERVICE-ID-1-MAJ-VER&gt;</li> </ul> </li> </ol>
Reference	Example for a Serialization Protocol (SOME/IP) V1.1.0 R4.1 Rev 3 s6.7.4.1.1 Find Service Entry [TR_SOMEIP_00351] Page 66 (MUST)
Notes	

5.1.5.3.5 SOMEIPSRV\_SD\_MESSAGE\_05: Minor Version when any version shall be returned

Synopsis	Minor Version shall be set to 0xFFFF FFFF, that means that services with any version shall be returned. If set to a value different to 0xFFFF FFFF, services with this specific minor version shall be returned only. NOTE: Checking For Minor Version 0xFFFFFFFF.
Prerequisites	N/a
Test setup	Topology 1
Test Input Parameters	Check section general Input Parameters
Test Procedure	<p>1. DUT CONFIGURE: Start Service on &lt;Diface-0&gt; with the following information</p> <ul style="list-style-type: none"> <li>- Service ID : &lt;SERVICE-ID-1&gt;</li> <li>- Number Of Instances : 1</li> </ul> <p>2. TESTER: &lt;CLIENT-1&gt; Sends SOME/IP Notification Message to DUT through &lt;Diface-0&gt; containing :</p> <ul style="list-style-type: none"> <li>- Entry Type set to SOMEIP_ENTRY_FIND_SERVICE</li> <li>- SOME/IP Find Service Entry Service Minor Version set to 0xFFFFFFFF</li> <li>- Service ID in Entry Array set to &lt;SERVICE-ID-1&gt;</li> </ul> <p>3. TESTER: &lt;CLIENT-1&gt; Listens (upto &lt;ParamListenTime&gt;) on &lt;Diface-0&gt;</p> <ul style="list-style-type: none"> <li>- Entry Type set to SOMEIP_ENTRY_OFFER_SERVICE</li> <li>- Service ID in Entry Array set to &lt;SERVICE-ID-1&gt;</li> </ul> <p>4. DUT: Sends SOME/IP Notification Message</p> <p>5. TESTER: Verify that received SOME/IP Notification Message contains:</p> <ul style="list-style-type: none"> <li>- Minor Version in Entry Array is set to &lt;SERVICE-ID-1-MINOR-VER&gt;</li> </ul> <p>6. DUT CONFIGURE: Stop Service on &lt;Diface-0&gt; with the following information</p> <ul style="list-style-type: none"> <li>- Service ID : &lt;SERVICE-ID-1&gt;</li> </ul>
Pass Criteria	<p>4. DUT: Sends SOME/IP Notification Message</p> <p>5. TESTER: Verify that received SOME/IP Notification Message contains:</p> <ul style="list-style-type: none"> <li>- Minor Version in Entry Array is set to &lt;SERVICE-ID-1-MINOR-VER&gt;</li> </ul>
Reference	Example for a Serialization Protocol (SOME/IP) V1.1.0 R4.1 Rev 3 s6.7.4.1.1 Find Service Entry [TR_SOMEIP_00351] Page 66 (MUST)
Notes	

5.1.5.3.6 SOMEIPSRV\_SD\_MESSAGE\_06: Minor Version when a specific version shall be returned

Synopsis	Minor Version shall be set to 0xFFFF FFFF, that means that services with any version shall be returned. If set to a value different to 0xFFFF FFFF, services with this specific minor version shall be returned only. NOTE: Checking For Specific Minor Version.
Prerequisites	N/a
Test setup	Topology 1
Test Input Parameters	Check section general Input Parameters
Test Procedure	<p>1. DUT CONFIGURE: Start Service on &lt;Diface-0&gt; with the following information</p> <ul style="list-style-type: none"> <li>- Service ID : &lt;SERVICE-ID-1&gt;</li> <li>- Number Of Instances : 1</li> </ul> <p>2. TESTER: &lt;CLIENT-1&gt; Sends SOME/IP Notification Message to DUT through &lt;Diface-0&gt; containing :</p> <ul style="list-style-type: none"> <li>- Entry Type set to SOMEIP_ENTRY_FIND_SERVICE</li> <li>- SOME/IP Find Service Entry Service Minor Version set to &lt;SERVICE-ID-1-MINOR-VER&gt;</li> <li>- Service ID in Entry Array set to &lt;SERVICE-ID-1&gt;</li> </ul> <p>3. TESTER: &lt;CLIENT-1&gt; Listens (upto &lt;ParamListenTime&gt;) on &lt;Diface-0&gt;</p> <ul style="list-style-type: none"> <li>- Entry Type set to SOMEIP_ENTRY_OFFER_SERVICE</li> <li>- Service ID in Entry Array set to &lt;SERVICE-ID-1&gt;</li> </ul> <p>4. DUT: Sends SOME/IP Notification Message</p> <p>5. TESTER: Verify that received SOME/IP Notification Message contains:</p> <ul style="list-style-type: none"> <li>- Minor Version in Entry Array is set to &lt;SERVICE-ID-1-MINOR-VER&gt;</li> </ul> <p>6. DUT CONFIGURE: Stop Service on &lt;Diface-0&gt; with the following information</p> <ul style="list-style-type: none"> <li>- Service ID : &lt;SERVICE-ID-1&gt;</li> </ul>
Pass Criteria	<p>4. DUT: Sends SOME/IP Notification Message</p> <p>5. TESTER: Verify that received SOME/IP Notification Message contains:</p> <ul style="list-style-type: none"> <li>- Minor Version in Entry Array is set to &lt;SERVICE-ID-1-MINOR-VER&gt;</li> </ul>
Reference	Example for a Serialization Protocol (SOME/IP) V1.1.0 R4.1 Rev 3 s6.7.4.1.1 Find Service Entry [TR_SOMEIP_00351] Page 66 (MUST)
Notes	

5.1.5.3.7 SOMEIPSRV\_SD\_MESSAGE\_07: TTL and the lifetime of a service instance

Synopsis	TTL shall be set to the lifetime of the service instance. After this lifetime the service instance shall considered not been offered.
Prerequisites	N/a
Test setup	Topology 1
Test Input Parameters	Check section general Input Parameters
Test Procedure	<ol style="list-style-type: none"> <li>1. DUT CONFIGURE: Start Service on &lt;Diface-0&gt; with the following information <ul style="list-style-type: none"> <li>- Service ID : &lt;SERVICE-ID-1&gt;</li> <li>- Number Of Instances : 1</li> </ul> </li> <li>2. TESTER: &lt;CLIENT-1&gt; Sends SOME/IP Notification Message to DUT through &lt;Diface-0&gt; containing : <ul style="list-style-type: none"> <li>- Entry Type set to SOMEIP_ENTRY_FIND_SERVICE</li> <li>- Service ID in Entry Array set to &lt;SERVICE-ID-1&gt;</li> </ul> </li> <li>3. TESTER: &lt;CLIENT-1&gt; Listens (upto &lt;ParamListenTime&gt;) on &lt;Diface-0&gt; <ul style="list-style-type: none"> <li>- Entry Type set to SOMEIP_ENTRY_OFFER_SERVICE</li> <li>- Service ID in Entry Array set to &lt;SERVICE-ID-1&gt;</li> </ul> </li> <li>4. DUT: Sends SOME/IP Notification Message</li> <li>5. TESTER: Verify that received SOME/IP Notification Message contains: <ul style="list-style-type: none"> <li>- TTL in Entry Array is set to &lt;SERVICE-ID-1-TTL&gt;</li> </ul> </li> <li>6. TESTER: Wait till &lt;SERVICE-ID-1-TTL&gt; To Timeout offer service from DUT</li> <li>7. TESTER: &lt;CLIENT-1&gt; Sends SOME/IP Request Message to DUT through &lt;Diface-0&gt; containing : <ul style="list-style-type: none"> <li>- SOME/IP Packet Send Header Request ID set to &lt;CLIENT1-CURR-REQUEST-ID&gt;</li> <li>- SOME/IP Send Request Message Service ID set to &lt;SERVICE-ID-1&gt;</li> <li>- SOME/IP Send Request Message Method ID set to &lt;METHOD-ID-1-SI-1&gt;</li> </ul> </li> <li>8. TESTER: &lt;CLIENT-1&gt; Listens (upto &lt;ParamListenTime&gt;) on &lt;Diface-0&gt; <ul style="list-style-type: none"> <li>- SOME/IP Packet Expected Header Request ID set to &lt;CLIENT1-CURR-REQUEST-ID&gt;</li> <li>- SOME/IP Expected Service ID set to &lt;SERVICE-ID-1&gt;</li> <li>- SOME/IP Expected Method ID set to &lt;METHOD-ID-1-SI-1&gt;</li> <li>- SOME/IP Expected Return Code set to SOMEIP_RET_CODE_E_OK</li> </ul> </li> <li>9. DUT: Does not send SOME/IP Response Message</li> <li>10. DUT CONFIGURE: Stop Service on &lt;Diface-0&gt; with the following information <ul style="list-style-type: none"> <li>- Service ID : &lt;SERVICE-ID-1&gt;</li> </ul> </li> </ol>
Pass Criteria	<ol style="list-style-type: none"> <li>4. DUT: Sends SOME/IP Notification Message</li> <li>5. TESTER: Verify that received SOME/IP Notification Message contains: <ul style="list-style-type: none"> <li>- TTL in Entry Array is set to &lt;SERVICE-ID-1-TTL&gt;</li> </ul> </li> <li>9. DUT: Does not send SOME/IP Response Message</li> </ol>

OPEN Alliance

Reference	Example for a Serialization Protocol (SOME/IP) V1.1.0 R4.1 Rev 3 s6.7.4.1.2 Offer Service Entry [TR_SOMEIP_00356] Page 67 (MUST)
Notes	

5.1.5.3.8 OSOMEIPSRV\_SD\_MESSAGE\_08: Offer Service entries for IPv4

Synopsis	Offer Service entries shall always reference at least an IPv4 or IPv6 Endpoint Option to signal how the service is reachable. NOTE: Test is for IPv4.
Prerequisites	N/a
Test setup	Topology 1
Test Input Parameters	Check section general Input Parameters
Test Procedure	<ol style="list-style-type: none"> <li>1. DUT CONFIGURE: Start Service on &lt;Diface-0&gt; with the following information <ul style="list-style-type: none"> <li>- Service ID : &lt;SERVICE-ID-1&gt;</li> <li>- Number Of Instances : 1</li> </ul> </li> <li>2. TESTER: &lt;CLIENT-1&gt; Sends SOME/IP Notification Message to DUT through &lt;Diface-0&gt; containing : <ul style="list-style-type: none"> <li>- Entry Type set to SOMEIP_ENTRY_FIND_SERVICE</li> <li>- Service ID in Entry Array set to &lt;SERVICE-ID-1&gt;</li> </ul> </li> <li>3. TESTER: &lt;CLIENT-1&gt; Listens (upto &lt;ParamListenTime&gt;) on &lt;Diface-0&gt; <ul style="list-style-type: none"> <li>- Entry Type set to SOMEIP_ENTRY_OFFER_SERVICE</li> <li>- Service ID in Entry Array set to &lt;SERVICE-ID-1&gt;</li> </ul> </li> <li>4. DUT: Sends SOME/IP Notification Message</li> <li>5. TESTER: Verify that received SOME/IP Notification Message contains: <ul style="list-style-type: none"> <li>- SOMEIP Expected Number Of IPv4 Endpoint Option is greater than or equal to 1</li> </ul> </li> <li>6. DUT CONFIGURE: Stop Service on &lt;Diface-0&gt; with the following information <ul style="list-style-type: none"> <li>- Service ID : &lt;SERVICE-ID-1&gt;</li> </ul> </li> </ol>
Pass Criteria	<ol style="list-style-type: none"> <li>4. DUT: Sends SOME/IP Notification Message</li> <li>5. TESTER: Verify that received SOME/IP Notification Message contains: <ul style="list-style-type: none"> <li>- SOMEIP Expected Number Of IPv4 Endpoint Option is greater than or equal to 1</li> </ul> </li> </ol>
Reference	Example for a Serialization Protocol (SOME/IP) V1.1.0 R4.1 Rev 3 s6.7.4.1.2 Offer Service Entry [TR_SOMEIP_00357] Page 67 (MUST)
Notes	



5.1.5.3.9 SOMEIPSRV\_SD\_MESSAGE\_09: Endpoint Options Port Numer

Synopsis	The IP addresses and port numbers of the Endpoint Options shall also be used for transporting events and notification events, In the case of UDP this information is used for the source address and the source port of the events and notification events. NOTE: This test is for UDP port.
Prerequisites	N/a
Test setup	Topology 1
Test Input Parameters	Check section general Input Parameters
Test Procedure	<ol style="list-style-type: none"> <li>1. DUT CONFIGURE: Start Service on &lt;Diface-0&gt; with the following information <ul style="list-style-type: none"> <li>- Service ID : &lt;SERVICE-ID-1&gt;</li> <li>- Number Of Instances : 1</li> </ul> </li> <li>2. TESTER: &lt;CLIENT-1&gt; Sends SOME/IP Notification Message to DUT through &lt;Diface-0&gt; containing : <ul style="list-style-type: none"> <li>- Entry Type set to SOMEIP_ENTRY_FIND_SERVICE</li> <li>- Service ID in Entry Array set to &lt;SERVICE-ID-1&gt;</li> </ul> </li> <li>3. TESTER: &lt;CLIENT-1&gt; Listens (upto &lt;ParamListenTime&gt;) on &lt;Diface-0&gt; <ul style="list-style-type: none"> <li>- Entry Type set to SOMEIP_ENTRY_OFFER_SERVICE</li> <li>- Service ID in Entry Array set to &lt;SERVICE-ID-1&gt;</li> </ul> </li> <li>4. DUT: Sends SOME/IP Notification Message</li> <li>5. TESTER: Verify that received SOME/IP Notification Message contains: <ul style="list-style-type: none"> <li>- SOMEIP Expected Number Of IPv4 Endpoint Option is greater than or equal to 1</li> </ul> </li> <li>6. TESTER: Extracts the content of SOMEIP IPv4 Endpoint Option Transport Port to &lt;extractedport&gt;</li> <li>7. TESTER: Extracts the content of Service Instance ID of Offer Service Entry 1 to &lt;extractedInstID1&gt;</li> <li>8. TESTER: &lt;CLIENT-1&gt; Sends SOME/IP Notification Message to DUT through &lt;Diface-0&gt; containing : <ul style="list-style-type: none"> <li>- Entry Type set to SOMEIP_ENTRY_SUBSCRIBE</li> <li>- Service ID in Subscribe Eventgroup Entry set to &lt;SERVICE-ID-1&gt;</li> <li>- EventGroup ID in Subscribe Eventgroup Entry set to &lt;EVENT-GROUP-ID-1-SI-1&gt;</li> <li>- Service Instance ID in Subscribe Eventgroup Entry set to &lt;extractedInstID1&gt;</li> </ul> </li> <li>9. TESTER: &lt;CLIENT-1&gt; Listens (upto &lt;ParamListenTime&gt;) on &lt;Diface-0&gt; <ul style="list-style-type: none"> <li>- Entry Type set to SOMEIP_ENTRY_SUBSCRIBE_ACK</li> <li>- SOME/IP Expected Service ID in Subscribe EventGroup Ack Entry set to &lt;SERVICE-ID-1&gt;</li> <li>- SOME/IP Expected Service Instance ID in Subscribe EventGroup Ack Entry set to &lt;extractedInstID1&gt;</li> <li>- SOME/IP Expected EventGroup ID in Subscribe EventGroup Ack Entry set to &lt;EVENT-GROUP-ID-1-SI-1&gt;</li> </ul> </li> <li>10. DUT: Sends SOME/IP Notification Message</li> <li>11. TESTER: &lt;CLIENT-1&gt; Listens (upto &lt;ParamListenTime&gt;) on &lt;Diface-</li> </ol>

OPEN Alliance

	<p>0&gt;</p> <ul style="list-style-type: none"> <li>- SOME/IP Message Expected UDP Src Port set to extractedport</li> <li>- SOME/IP Expected Service ID set to &lt;SERVICE-ID-1&gt;</li> <li>- SOME/IP Expected Return Code set to SOMEIP_RET_CODE_E_OK</li> <li>- SOME/IP Expected Event ID in SOME/IP Header set to &lt;EVENT-ID-1-EG-ID-1&gt;</li> </ul> <p>12. DUT: Sends SOME/IP Notification Message          13. DUT CONFIGURE: Stop Service on &lt;Diface-0&gt; with the following information</p> <ul style="list-style-type: none"> <li>- Service ID : &lt;SERVICE-ID-1&gt;</li> </ul>
Pass Criteria	<p>4. DUT: Sends SOME/IP Notification Message          5. TESTER: Verify that received SOME/IP Notification Message contains:          - SOMEIP Expected Number Of IPv4 Endpoint Option is greater than or equal to 1          10. DUT: Sends SOME/IP Notification Message          12. DUT: Sends SOME/IP Notification Message</p>
Reference	<p>Example for a Serialization Protocol (SOME/IP) V1.1.0 R4.1 Rev 3 s6.7.4.1.2 Offer Service Entry [TR_SOMEIP_00360],[TR_SOMEIP_00361] Page (MUST)</p>
Notes	

5.1.5.3.10 SOMEIPSRV\_SD\_MESSAGE\_11: Subscribe Eventgroup entry type

Synopsis	The Subscribe Eventgroup entry type shall be used to subscribe to an eventgroup.
Prerequisites	N/a
Test setup	Topology 1
Test Input Parameters	Check section general Input Parameters
Test Procedure	<p>1. DUT CONFIGURE: Start Service on &lt;Diface-0&gt; with the following information</p> <ul style="list-style-type: none"> <li>- Service ID : &lt;SERVICE-ID-1&gt;</li> <li>- Number Of Instances : 1</li> </ul> <p>2. TESTER: &lt;CLIENT-1&gt; Sends SOME/IP Notification Message to DUT through &lt;Diface-0&gt; containing :</p> <ul style="list-style-type: none"> <li>- Entry Type set to SOMEIP_ENTRY_FIND_SERVICE</li> <li>- Service ID in Entry Array set to &lt;SERVICE-ID-1&gt;</li> </ul> <p>3. TESTER: &lt;CLIENT-1&gt; Listens (upto &lt;ParamListenTime&gt;) on &lt;Diface-0&gt;</p> <ul style="list-style-type: none"> <li>- Entry Type set to SOMEIP_ENTRY_OFFER_SERVICE</li> <li>- Service ID in Entry Array set to &lt;SERVICE-ID-1&gt;</li> </ul> <p>4. DUT: Sends SOME/IP Notification Message</p> <p>5. TESTER: Verify that received SOME/IP Notification Message contains:</p> <ul style="list-style-type: none"> <li>- SOMEIP Expected Number Of IPv4 Endpoint Option is greater than or equal to 1</li> </ul> <p>6. TESTER: Extracts the content of SOMEIP IPv4 Endpoint Option Transport Port to &lt;extractedport&gt;</p> <p>7. TESTER: Extracts the content of Service Instance ID of Offer Service Entry 1 to &lt;extractedInstID1&gt;</p> <p>8. TESTER: &lt;CLIENT-1&gt; Sends SOME/IP Notification Message to DUT through &lt;Diface-0&gt; containing :</p> <ul style="list-style-type: none"> <li>- Entry Type set to SOMEIP_ENTRY_SUBSCRIBE</li> <li>- Service ID in Subscribe Eventgroup Entry set to &lt;SERVICE-ID-1&gt;</li> <li>- EventGroup ID in Subscribe Eventgroup Entry set to &lt;EVENT-GROUP-ID-1-SI-1&gt;</li> <li>- Service Instance ID in Subscribe Eventgroup Entry set to extractedInstID1</li> </ul> <p>9. TESTER: &lt;CLIENT-1&gt; Listens (upto &lt;ParamListenTime&gt;) on &lt;Diface-0&gt;</p> <ul style="list-style-type: none"> <li>- Entry Type set to SOMEIP_ENTRY_SUBSCRIBE_ACK</li> <li>- SOME/IP Expected Service ID in Subscribe EventGroup Ack Entry set to &lt;SERVICE-ID-1&gt;</li> <li>- SOME/IP Expected Service Instance ID in Subscribe EventGroup Ack Entry set to extractedInstID1</li> <li>- SOME/IP Expected EventGroup ID in Subscribe EventGroup Ack Entry set to &lt;EVENT-GROUP-ID-1-SI-1&gt;</li> </ul> <p>10. DUT: Sends SOME/IP Notification Message</p> <p>11. TESTER: &lt;CLIENT-1&gt; Listens (upto &lt;ParamListenTime&gt;) on</p>

OPEN Alliance

	<p>&lt;Diface-0&gt;</p> <ul style="list-style-type: none"> <li>- SOME/IP Message Expected UDP Dest Port set to extractedport</li> <li>- SOME/IP Expected Service ID set to &lt;SERVICE-ID-1&gt;</li> <li>- SOME/IP Expected Return Code set to SOMEIP_RET_CODE_E_OK</li> <li>- SOME/IP Expected Event ID in SOME/IP Header set to &lt;EVENT-ID-1-EG-ID-1&gt;</li> </ul> <p>12. DUT: Sends SOME/IP Notification Message</p> <p>13. DUT CONFIGURE: Stop Service on &lt;Diface-0&gt; with the following information</p> <ul style="list-style-type: none"> <li>- Service ID : &lt;SERVICE-ID-1&gt;</li> </ul>
Pass Criteria	<p>4. DUT: Sends SOME/IP Notification Message</p> <p>5. TESTER: Verify that received SOME/IP Notification Message contains:</p> <ul style="list-style-type: none"> <li>- SOMEIP Expected Number Of IPv4 Endpoint Option is greater than or equal to 1</li> </ul> <p>10. DUT: Sends SOME/IP Notification Message</p> <p>12. DUT: Sends SOME/IP Notification Message</p>
Reference	<p>Example for a Serialization Protocol (SOME/IP) V1.1.0 R4.1 Rev 3 s6.7.4.2.1 Subscribe Eventgroup Entry [TR_SOMEIP_00385] Page 68 (MUST)</p>
Notes	

5.1.5.3.11 SOMEIPSRV\_SD\_MESSAGE\_13: Subscribe Eventgroup Acknowledgment entry type

Synopsis	The Subscribe Eventgroup Acknowledgment entry type shall be used to indicate that Subscribe Eventgroup entry was accepted. Subscribe Eventgroup Acknowledgment entries shall set the entry fields in the following way: Type shall be set to 0x07 (SubscribeEventgroupAck). Service ID, Instance ID, Major Version, Eventgroup ID, TTL, and Reserved shall be the same value as in the Subscribe that is being answered.
Prerequisites	N/a
Test setup	Topology 1
Test Input Parameters	Check section general Input Parameters
Test Procedure	<ol style="list-style-type: none"> <li>1. DUT CONFIGURE: Start Service on &lt;Diface-0&gt; with the following information             <ul style="list-style-type: none"> <li>- Service ID : &lt;SERVICE-ID-1&gt;</li> <li>- Number Of Instances : 1</li> </ul> </li> <li>2. TESTER: &lt;CLIENT-1&gt; Sends SOME/IP Notification Message to DUT through &lt;Diface-0&gt; containing :             <ul style="list-style-type: none"> <li>- Entry Type set to SOMEIP_ENTRY_FIND_SERVICE</li> <li>- Service ID in Entry Array set to &lt;SERVICE-ID-1&gt;</li> </ul> </li> <li>3. TESTER: &lt;CLIENT-1&gt; Listens (upto &lt;ParamListenTime&gt;) on &lt;Diface-0&gt;             <ul style="list-style-type: none"> <li>- Entry Type set to SOMEIP_ENTRY_OFFER_SERVICE</li> <li>- Service ID in Entry Array set to &lt;SERVICE-ID-1&gt;</li> </ul> </li> <li>4. DUT: Sends SOME/IP Notification Message</li> <li>5. TESTER: Extracts the content of Service Instance ID of Offer Service             <ul style="list-style-type: none"> <li>Entry 1 to &lt;extractedInstID1&gt;</li> </ul> </li> <li>6. TESTER: &lt;CLIENT-1&gt; Sends SOME/IP Notification Message to DUT through &lt;Diface-0&gt; containing :             <ul style="list-style-type: none"> <li>- Entry Type set to SOMEIP_ENTRY_SUBSCRIBE</li> <li>- SOME/IP Subscribe Eventgroup Entry TTL set to 0xFFFFFFFF</li> <li>- Service ID in Subscribe Eventgroup Entry set to &lt;SERVICE-ID-1&gt;</li> <li>- EventGroup ID in Subscribe Eventgroup Entry set to &lt;EVENT-GROUP-ID-1-SI-1&gt;</li> <li>- Service Instance ID in Subscribe Eventgroup Entry set to &lt;extractedInstID1&gt;</li> <li>- Major Version in Subscribe EventGroup Entry set to &lt;SERVICE-ID-1-MAJ-VER&gt;</li> <li>- Reserved Field in Subscribe EventGroup Ack Entry set to 0</li> </ul> </li> <li>7. TESTER: &lt;CLIENT-1&gt; Listens (upto &lt;ParamListenTime&gt;) on &lt;Diface-0&gt;             <ul style="list-style-type: none"> <li>- Entry Type set to SOMEIP_ENTRY_SUBSCRIBE_ACK</li> </ul> </li> <li>8. DUT: Sends SOME/IP Notification Message</li> <li>9. TESTER: Verify that received SOME/IP Notification Message contains:             <ul style="list-style-type: none"> <li>- SOME/IP Expected Service ID in Subscribe EventGroup Ack Entry is set to &lt;SERVICE-ID-1&gt;</li> <li>- SOME/IP Expected Service Instance ID in Subscribe EventGroup Ack Entry is set to &lt;extractedInstID1&gt;</li> <li>- SOME/IP Expected EventGroup ID in Subscribe EventGroup Ack</li> </ul> </li> </ol>

Restriction Level: OPEN Technical Members Only

	<p>Entry is set to &lt;EVENT-GROUP-ID-1-SI-1&gt;</p> <ul style="list-style-type: none"> <li>- TTL in Subscribe EventGroup Ack Entry is set to 0xFFFFFFFF</li> <li>- Reserved Field in Subscribe EventGroup Ack Entry is set to 0</li> <li>- Major Version in Subscribe EventGroup Ack Entry is set to &lt;SERVICE-ID-1-MAJ-VER&gt;</li> </ul> <p>10. DUT CONFIGURE: Stop Service on &lt;Diface-0&gt; with the following information</p> <ul style="list-style-type: none"> <li>- Service ID : &lt;SERVICE-ID-1&gt;</li> </ul>
Pass Criteria	<p>4. DUT: Sends SOME/IP Notification Message</p> <p>8. DUT: Sends SOME/IP Notification Message</p> <p>9. TESTER: Verify that received SOME/IP Notification Message contains:</p> <ul style="list-style-type: none"> <li>- SOME/IP Expected Service ID in Subscribe EventGroup Ack Entry is set to &lt;SERVICE-ID-1&gt;</li> <li>- SOME/IP Expected Service Instance ID in Subscribe EventGroup Ack Entry is set to extractedInstID1</li> <li>- SOME/IP Expected EventGroup ID in Subscribe EventGroup Ack Entry is set to &lt;EVENT-GROUP-ID-1-SI-1&gt;</li> <li>- TTL in Subscribe EventGroup Ack Entry is set to 0xFFFFFFFF</li> <li>- Reserved Field in Subscribe EventGroup Ack Entry is set to 0</li> <li>- Major Version in Subscribe EventGroup Ack Entry is set to &lt;SERVICE-ID-1-MAJ-VER&gt;</li> </ul>
Reference	<p>Example for a Serialization Protocol (SOME/IP) V1.1.0 R4.1 Rev 3 s6.7.4.2.3 Subscribe Eventgroup Acknowledgement (Subscribe Eventgroup (MUST))</p>
Notes	

5.1.5.3.12 SOMEIPSRV\_SD\_MESSAGE\_14: Subscribe Eventgroup Negative Acknowledgment entry type

Synopsis	<p>The Subscribe Eventgroup Negative Acknowledgment entry type shall be used to indicate that Subscribe Eventgroup entry was NOT accepted. Subscribe Eventgroup Negative Acknowledgment entries shall set the entry fields in the following way: Type shall be set to 0x07 (SubscribeEventgroupAck). Service ID, Instance ID, Major Version, Eventgroup ID and Reserved shall be the same value as in the subscribe that is being answered. The TTL shall be set to 0x000000. NOTE: Check For TTL Field and Type.</p>
Prerequisites	N/a
Test setup	Topology 1
Test Input Parameters	Check section general Input Parameters
Test Procedure	<ol style="list-style-type: none"> <li>1. DUT CONFIGURE: Start Service on &lt;Diface-0&gt; with the following information <ul style="list-style-type: none"> <li>- Service ID : &lt;SERVICE-ID-1&gt;</li> <li>- Number Of Instances : 1</li> </ul> </li> <li>2. TESTER: &lt;CLIENT-1&gt; Sends SOME/IP Notification Message to DUT through &lt;Diface-0&gt; containing : <ul style="list-style-type: none"> <li>- Entry Type set to SOMEIP_ENTRY_FIND_SERVICE</li> <li>- Service ID in Entry Array set to &lt;SERVICE-ID-1&gt;</li> </ul> </li> <li>3. TESTER: &lt;CLIENT-1&gt; Listens (upto &lt;ParamListenTime&gt;) on &lt;Diface-0&gt; <ul style="list-style-type: none"> <li>- Entry Type set to SOMEIP_ENTRY_OFFER_SERVICE</li> <li>- Service ID in Entry Array set to &lt;SERVICE-ID-1&gt;</li> </ul> </li> <li>4. DUT: Sends SOME/IP Notification Message</li> <li>5. TESTER: Extracts the content of Service Instance ID of Offer Service <ul style="list-style-type: none"> <li>Entry 1 to &lt;extractedInstID1&gt;</li> </ul> </li> <li>6. TESTER: &lt;CLIENT-1&gt; Sends SOME/IP Notification Message to DUT through &lt;Diface-0&gt; containing : <ul style="list-style-type: none"> <li>- Entry Type set to SOMEIP_ENTRY_SUBSCRIBE</li> <li>- SOME/IP Subscribe Eventgroup Entry TTL set to 0xFFFFFFFF</li> <li>- Service ID in Subscribe Eventgroup Entry set to &lt;UNKNOWN-SERVICE-ID&gt;</li> <li>- EventGroup ID in Subscribe Eventgroup Entry set to &lt;EVENT-GROUP-ID-1-SI-1&gt;</li> <li>- Service Instance ID in Subscribe Eventgroup Entry set to &lt;extractedInstID1&gt;</li> <li>- Major Version in Subscribe EventGroup Entry set to &lt;SERVICE-ID-1-MAJ-VER&gt;</li> <li>- Reserved Field in Subscribe EventGroup Ack Entry set to 0</li> </ul> </li> <li>7. TESTER: &lt;CLIENT-1&gt; Listens (upto &lt;ParamListenTime&gt;) on &lt;Diface-0&gt; <ul style="list-style-type: none"> <li>- Entry Type set to SOMEIP_ENTRY_SUBSCRIBE_ACK</li> <li>- SOME/IP Expected Service ID in Subscribe EventGroup Ack Entry set to &lt;UNKNOWN-SERVICE-ID&gt;</li> </ul> </li> <li>8. DUT: Sends SOME/IP Notification Message</li> <li>9. TESTER: Verify that received SOME/IP Notification Message contains: <ul style="list-style-type: none"> <li>- TTL in Subscribe EventGroup Ack Entry is set to 0</li> </ul> </li> <li>10. DUT CONFIGURE: Stop Service on &lt;Diface-0&gt; with the following</li> </ol>

OPEN Alliance

	information - Service ID : <SERVICE-ID-1>
Pass Criteria	4. DUT: Sends SOME/IP Notification Message 8. DUT: Sends SOME/IP Notification Message 9. TESTER: Verify that received SOME/IP Notification Message contains: - TTL in Subscribe EventGroup Ack Entry is set to 0
Reference	Example for a Serialization Protocol (SOME/IP) V1.1.0 R4.1 Rev 3 s6.7.4.2.4 Subscribe Eventgroup Negative Acknowledgement (Subscribe (MUST))
Notes	



5.1.5.3.13 SOMEIPSRV\_SD\_MESSAGE\_15: Subscribe Eventgroup Negative Acknowledgment entry type

Synopsis	<p>The Subscribe Eventgroup Negative Acknowledgment entry type shall be used to indicate that Subscribe Eventgroup entry was NOT accepted. Subscribe Eventgroup Negative Acknowledgment entries shall set the entry fields in the following way: Type shall be set to 0x07 (SubscribeEventgroupAck). Service ID, Instance ID, Major Version, Eventgroup ID and Reserved shall be the same value as in the subscribe that is being answered. The TTL shall be set to 0x000000. NOTE: Checking for later Condition that Service ID, Instance ID, Major Version, Eventgroup ID and Reserved shall be the same value as in the subscribe .</p>
Prerequisites	N/a
Test setup	Topology 1
Test Input Parameters	Check section general Input Parameters
Test Procedure	<ol style="list-style-type: none"> <li>1. DUT CONFIGURE: Start Service on &lt;Diface-0&gt; with the following information <ul style="list-style-type: none"> <li>- Service ID : &lt;SERVICE-ID-1&gt;</li> <li>- Number Of Instances : 1</li> </ul> </li> <li>2. TESTER: &lt;CLIENT-1&gt; Sends SOME/IP Notification Message to DUT through &lt;Diface-0&gt; containing : <ul style="list-style-type: none"> <li>- Entry Type set to SOMEIP_ENTRY_FIND_SERVICE</li> <li>- Service ID in Entry Array set to &lt;SERVICE-ID-1&gt;</li> </ul> </li> <li>3. TESTER: &lt;CLIENT-1&gt; Listens (upto &lt;ParamListenTime&gt;) on &lt;Diface-0&gt; <ul style="list-style-type: none"> <li>- Entry Type set to SOMEIP_ENTRY_OFFER_SERVICE</li> <li>- Service ID in Entry Array set to &lt;SERVICE-ID-1&gt;</li> </ul> </li> <li>4. DUT: Sends SOME/IP Notification Message</li> <li>5. TESTER: Extracts the content of Service Instance ID of Offer Service Entry 1 to &lt;extractedInstID1&gt;</li> <li>6. TESTER: &lt;CLIENT-1&gt; Sends SOME/IP Notification Message to DUT through &lt;Diface-0&gt; containing : <ul style="list-style-type: none"> <li>- Entry Type set to SOMEIP_ENTRY_SUBSCRIBE</li> <li>- SOME/IP Subscribe Eventgroup Entry TTL set to 0xFFFFFFFF</li> <li>- Service ID in Subscribe Eventgroup Entry set to &lt;UNKNOWN-SERVICE-ID&gt;</li> <li>- EventGroup ID in Subscribe Eventgroup Entry set to &lt;EVENT-GROUP-ID-1-SI-1&gt;</li> <li>- Service Instance ID in Subscribe Eventgroup Entry set to &lt;extractedInstID1&gt;</li> <li>- Major Version in Subscribe EventGroup Entry set to &lt;SERVICE-ID-1-MAJ-VER&gt;</li> <li>- Reserved Field in Subscribe EventGroup Ack Entry set to 0</li> </ul> </li> <li>7. TESTER: &lt;CLIENT-1&gt; Listens (upto &lt;ParamListenTime&gt;) on &lt;Diface-0&gt; <ul style="list-style-type: none"> <li>- Entry Type set to SOMEIP_ENTRY_SUBSCRIBE_ACK</li> <li>- SOME/IP Expected Service ID in Subscribe EventGroup Ack Entry set to &lt;UNKNOWN-SERVICE-ID&gt;</li> </ul> </li> <li>8. DUT: Sends SOME/IP Notification Message</li> <li>9. TESTER: Verify that received SOME/IP Notification Message contains:</li> </ol>

	<ul style="list-style-type: none"> <li>- SOME/IP Expected Service Instance ID in Subscribe EventGroup Ack Entry is set to extractedInstID1</li> <li>- SOME/IP Expected EventGroup ID in Subscribe EventGroup Ack Entry is set to &lt;EVENT-GROUP-ID-1-SI-1&gt;</li> <li>- TTL in Subscribe EventGroup Ack Entry is set to 0</li> <li>- Reserved Field in Subscribe EventGroup Ack Entry is set to 0</li> <li>- Major Version in Subscribe EventGroup Ack Entry is set to &lt;SERVICE-ID-1-MAJ-VER&gt;</li> </ul> <p>10. DUT CONFIGURE: Stop Service on &lt;Diface-0&gt; with the following information</p> <ul style="list-style-type: none"> <li>- Service ID : &lt;SERVICE-ID-1&gt;</li> </ul>
Pass Criteria	<p>4. DUT: Sends SOME/IP Notification Message</p> <p>8. DUT: Sends SOME/IP Notification Message</p> <p>9. TESTER: Verify that received SOME/IP Notification Message contains:</p> <ul style="list-style-type: none"> <li>- SOME/IP Expected Service Instance ID in Subscribe EventGroup Ack Entry is set to extractedInstID1</li> <li>- SOME/IP Expected EventGroup ID in Subscribe EventGroup Ack Entry is set to &lt;EVENT-GROUP-ID-1-SI-1&gt;</li> <li>- TTL in Subscribe EventGroup Ack Entry is set to 0</li> <li>- Reserved Field in Subscribe EventGroup Ack Entry is set to 0</li> <li>- Major Version in Subscribe EventGroup Ack Entry is set to &lt;SERVICE-ID-1-MAJ-VER&gt;</li> </ul>
Reference	Example for a Serialization Protocol (SOME/IP) V1.1.0 R4.1 Rev 3 s6.7.4.2.4 Subscribe Eventgroup Negative Acknowledgement (Subscribe (MUST))
Notes	

5.1.5.3.14 SOMEIPSRV\_SD\_MESSAGE\_16: Subscribe Eventgroup Negative Acknowledgment entry type

Synopsis	<p>The Subscribe Eventgroup Negative Acknowledgment entry type shall be used to indicate that Subscribe Eventgroup entry was NOT accepted. Subscribe Eventgroup Negative Acknowledgment entries shall set the entry fields in the following way: Type shall be set to 0x07 (SubscribeEventgroupAck). Service ID, Instance ID, Major Version, Eventgroup ID and Reserved shall be the same value as in the subscribe that is being answered. The TTL shall be set to 0x000000. Reasons for sending a Subscribe Eventgroup Negative Acknowledgment include: Combination of Service ID, Instance ID, Eventgroup ID, and Major Version is unknown. NOTE: Test For Unknown Service ID.</p>
Prerequisites	N/a
Test setup	Topology 1
Test Input Parameters	Check section general Input Parameters
Test Procedure	<ol style="list-style-type: none"> <li>1. DUT CONFIGURE: Start Service on &lt;Diface-0&gt; with the following information <ul style="list-style-type: none"> <li>- Service ID : &lt;SERVICE-ID-1&gt;</li> <li>- Number Of Instances : 1</li> </ul> </li> <li>2. TESTER: &lt;CLIENT-1&gt; Sends SOME/IP Notification Message to DUT through &lt;Diface-0&gt; containing : <ul style="list-style-type: none"> <li>- Entry Type set to SOMEIP_ENTRY_FIND_SERVICE</li> <li>- Service ID in Entry Array set to &lt;SERVICE-ID-1&gt;</li> </ul> </li> <li>3. TESTER: &lt;CLIENT-1&gt; Listens (upto &lt;ParamListenTime&gt;) on &lt;Diface-0&gt; <ul style="list-style-type: none"> <li>- Entry Type set to SOMEIP_ENTRY_OFFER_SERVICE</li> <li>- Service ID in Entry Array set to &lt;SERVICE-ID-1&gt;</li> </ul> </li> <li>4. DUT: Sends SOME/IP Notification Message</li> <li>5. TESTER: Extracts the content of Service Instance ID of Offer Service Entry 1 to &lt;extractedInstID1&gt;</li> <li>6. TESTER: &lt;CLIENT-1&gt; Sends SOME/IP Notification Message to DUT through &lt;Diface-0&gt; containing : <ul style="list-style-type: none"> <li>- Entry Type set to SOMEIP_ENTRY_SUBSCRIBE</li> <li>- SOME/IP Subscribe Eventgroup Entry TTL set to 0xFFFFFFFF</li> <li>- Service ID in Subscribe Eventgroup Entry set to &lt;UNKNOWN-SERVICE-ID&gt;</li> <li>- EventGroup ID in Subscribe Eventgroup Entry set to &lt;EVENT-GROUP-ID-1-SI-1&gt;</li> <li>- Service Instance ID in Subscribe Eventgroup Entry set to &lt;extractedInstID1&gt;</li> <li>- Major Version in Subscribe EventGroup Entry set to &lt;SERVICE-ID-1-MAJ-VER&gt;</li> <li>- Reserved Field in Subscribe EventGroup Ack Entry set to 0</li> </ul> </li> <li>7. TESTER: &lt;CLIENT-1&gt; Listens (upto &lt;ParamListenTime&gt;) on &lt;Diface-0&gt; <ul style="list-style-type: none"> <li>- Entry Type set to SOMEIP_ENTRY_SUBSCRIBE_ACK</li> </ul> </li> <li>8. DUT: Sends SOME/IP Notification Message</li> <li>9. TESTER: Verify that received SOME/IP Notification Message contains: <ul style="list-style-type: none"> <li>- SOME/IP Expected Service ID in Subscribe EventGroup Ack</li> </ul> </li> </ol>

OPEN Alliance

	<p>Entry is set to &lt;UNKNOWN-SERVICE-ID&gt;</p> <ul style="list-style-type: none"> <li>- TTL in Subscribe EventGroup Ack Entry is set to 0</li> </ul> <p>10. DUT CONFIGURE: Stop Service on &lt;Diface-0&gt; with the following information</p> <ul style="list-style-type: none"> <li>- Service ID : &lt;SERVICE-ID-1&gt;</li> </ul>
Pass Criteria	<p>4. DUT: Sends SOME/IP Notification Message</p> <p>8. DUT: Sends SOME/IP Notification Message</p> <p>9. TESTER: Verify that received SOME/IP Notification Message contains:</p> <ul style="list-style-type: none"> <li>- SOME/IP Expected Service ID in Subscribe EventGroup Ack</li> </ul> <p>Entry is set to &lt;UNKNOWN-SERVICE-ID&gt;</p> <ul style="list-style-type: none"> <li>- TTL in Subscribe EventGroup Ack Entry is set to 0</li> </ul>
Reference	<p>Example for a Serialization Protocol (SOME/IP) V1.1.0 R4.1 Rev 3 s6.7.4.2.4</p> <p>Subscribe Eventgroup Negative Acknowledgement (Subscribe (MUST))</p>
Notes	

5.1.5.3.15 SOMEIPSRV\_SD\_MESSAGE\_17: Subscribe Eventgroup Negative Acknowledgment entry type

Synopsis	<p>The Subscribe Eventgroup Negative Acknowledgment entry type shall be used to indicate that Subscribe Eventgroup entry was NOT accepted. Subscribe Eventgroup Negative Acknowledgment entries shall set the entry fields in the following way: Type shall be set to 0x07 (SubscribeEventgroupAck). Service ID, Instance ID, Major Version, Eventgroup ID and Reserved shall be the same value as in the subscribe that is being answered. The TTL shall be set to 0x000000. Reasons for sending a Subscribe Eventgroup Negative Acknowledgment include: Combination of Service ID, Instance ID, Eventgroup ID, and Major Version is unknown. NOTE: Test For Unknown Instance ID.</p>
Prerequisites	N/a
Test setup	Topology 1
Test Input Parameters	Check section general Input Parameters
Test Procedure	<ol style="list-style-type: none"> <li>1. DUT CONFIGURE: Start Service on &lt;Diface-0&gt; with the following information <ul style="list-style-type: none"> <li>- Service ID : &lt;SERVICE-ID-1&gt;</li> <li>- Number Of Instances : 1</li> </ul> </li> <li>2. TESTER: &lt;CLIENT-1&gt; Sends SOME/IP Notification Message to DUT through &lt;Diface-0&gt; containing : <ul style="list-style-type: none"> <li>- Entry Type set to SOMEIP_ENTRY_FIND_SERVICE</li> <li>- Service ID in Entry Array set to &lt;SERVICE-ID-1&gt;</li> </ul> </li> <li>3. TESTER: &lt;CLIENT-1&gt; Listens (upto &lt;ParamListenTime&gt;) on &lt;Diface-0&gt; <ul style="list-style-type: none"> <li>- Entry Type set to SOMEIP_ENTRY_OFFER_SERVICE</li> <li>- Service ID in Entry Array set to &lt;SERVICE-ID-1&gt;</li> </ul> </li> <li>4. DUT: Sends SOME/IP Notification Message</li> <li>5. TESTER: Extracts the content of Service Instance ID of Offer Service Entry 1 to &lt;extractedInstID1&gt;</li> <li>6. TESTER: &lt;CLIENT-1&gt; Sends SOME/IP Notification Message to DUT through &lt;Diface-0&gt; containing : <ul style="list-style-type: none"> <li>- Entry Type set to SOMEIP_ENTRY_SUBSCRIBE</li> <li>- SOME/IP Subscribe Eventgroup Entry TTL set to 0xFFFFFFFF</li> <li>- Service ID in Subscribe Eventgroup Entry set to &lt;SERVICE-ID-1&gt;</li> <li>- EventGroup ID in Subscribe Eventgroup Entry set to &lt;EVENT-GROUP-ID-1-SI-1&gt;</li> <li>- Service Instance ID in Subscribe Eventgroup Entry set to extractedInstID1+1</li> <li>- Major Version in Subscribe EventGroup Entry set to &lt;SERVICE-ID-1-MAJ-VER&gt;</li> <li>- Reserved Field in Subscribe EventGroup Ack Entry set to 0</li> </ul> </li> <li>7. TESTER: &lt;CLIENT-1&gt; Listens (upto &lt;ParamListenTime&gt;) on &lt;Diface-0&gt; <ul style="list-style-type: none"> <li>- Entry Type set to SOMEIP_ENTRY_SUBSCRIBE_ACK</li> <li>- SOME/IP Expected Service ID in Subscribe EventGroup Ack Entry set to &lt;SERVICE-ID-1&gt;</li> </ul> </li> <li>8. DUT: Sends SOME/IP Notification Message</li> <li>9. TESTER: Verify that received SOME/IP Notification Message</li> </ol>

OPEN Alliance

	<p>contains:</p> <ul style="list-style-type: none"> <li>- SOME/IP Expected Service Instance ID in Subscribe EventGroup Ack Entry is set to extractedInstID1+1</li> <li>- TTL in Subscribe EventGroup Ack Entry is set to 0</li> </ul> <p>10. DUT CONFIGURE: Stop Service on &lt;Diface-0&gt; with the following information</p> <ul style="list-style-type: none"> <li>- Service ID : &lt;SERVICE-ID-1&gt;</li> </ul>
Pass Criteria	<p>4. DUT: Sends SOME/IP Notification Message</p> <p>8. DUT: Sends SOME/IP Notification Message</p> <p>9. TESTER: Verify that received SOME/IP Notification Message contains:</p> <ul style="list-style-type: none"> <li>- SOME/IP Expected Service Instance ID in Subscribe EventGroup Ack Entry is set to extractedInstID1+1</li> <li>- TTL in Subscribe EventGroup Ack Entry is set to 0</li> </ul>
Reference	<p>Example for a Serialization Protocol (SOME/IP) V1.1.0 R4.1 Rev 3 s6.7.4.2.4 Subscribe Eventgroup Negative Acknowledgement (Subscribe (MUST))</p>
Notes	

5.1.5.3.16 SOMEIPSRV\_SD\_MESSAGE\_18: Subscribe Eventgroup Negative Acknowledgment entry type

Synopsis	<p>The Subscribe Eventgroup Negative Acknowledgment entry type shall be used to indicate that Subscribe Eventgroup entry was NOT accepted. Subscribe Eventgroup Negative Acknowledgment entries shall set the entry fields in the following way: Type shall be set to 0x07 (SubscribeEventgroupAck). Service ID, Instance ID, Major Version, Eventgroup ID and Reserved shall be the same value as in the subscribe that is being answered. The TTL shall be set to 0x000000. Reasons for sending a Subscribe Eventgroup Negative Acknowledgment include: Combination of Service ID, Instance ID, Eventgroup ID, and Major Version is unknown. NOTE: Test For Unknown Major Version.</p>
Prerequisites	N/a
Test setup	Topology 1
Test Input Parameters	Check section general Input Parameters
Test Procedure	<ol style="list-style-type: none"> <li>1. DUT CONFIGURE: Start Service on &lt;Diface-0&gt; with the following information <ul style="list-style-type: none"> <li>- Service ID : &lt;SERVICE-ID-1&gt;</li> <li>- Number Of Instances : 1</li> </ul> </li> <li>2. TESTER: &lt;CLIENT-1&gt; Sends SOME/IP Notification Message to DUT through &lt;Diface-0&gt; containing : <ul style="list-style-type: none"> <li>- Entry Type set to SOMEIP_ENTRY_FIND_SERVICE</li> <li>- Service ID in Entry Array set to &lt;SERVICE-ID-1&gt;</li> </ul> </li> <li>3. TESTER: &lt;CLIENT-1&gt; Listens (upto &lt;ParamListenTime&gt;) on &lt;Diface-0&gt; <ul style="list-style-type: none"> <li>- Entry Type set to SOMEIP_ENTRY_OFFER_SERVICE</li> <li>- Service ID in Entry Array set to &lt;SERVICE-ID-1&gt;</li> </ul> </li> <li>4. DUT: Sends SOME/IP Notification Message</li> <li>5. TESTER: Extracts the content of Service Instance ID of Offer Service Entry 1 to &lt;extractedInstID1&gt;</li> <li>6. TESTER: &lt;CLIENT-1&gt; Sends SOME/IP Notification Message to DUT through &lt;Diface-0&gt; containing : <ul style="list-style-type: none"> <li>- Entry Type set to SOMEIP_ENTRY_SUBSCRIBE</li> <li>- SOME/IP Subscribe Eventgroup Entry TTL set to 0xFFFFFFFF</li> <li>- Service ID in Subscribe Eventgroup Entry set to &lt;SERVICE-ID-1&gt;</li> <li>- EventGroup ID in Subscribe Eventgroup Entry set to &lt;EVENT-GROUP-ID-1-SI-1&gt;</li> <li>- Service Instance ID in Subscribe Eventgroup Entry set to &lt;extractedInstID1&gt;</li> <li>- Major Version in Subscribe EventGroup Entry set to &lt;SERVICE-ID-1-MAJ-VER+1&gt;</li> <li>- Reserved Field in Subscribe EventGroup Ack Entry set to 0</li> </ul> </li> <li>7. TESTER: &lt;CLIENT-1&gt; Listens (upto &lt;ParamListenTime&gt;) on &lt;Diface-0&gt; <ul style="list-style-type: none"> <li>- Entry Type set to SOMEIP_ENTRY_SUBSCRIBE_ACK</li> <li>- SOME/IP Expected Service ID in Subscribe EventGroup Ack Entry set to &lt;SERVICE-ID-1&gt;</li> </ul> </li> <li>8. DUT: Sends SOME/IP Notification Message</li> <li>9. TESTER: Verify that received SOME/IP Notification Message</li> </ol>

OPEN Alliance

	<p>contains:</p> <ul style="list-style-type: none"> <li>- TTL in Subscribe EventGroup Ack Entry is set to 0</li> <li>- Major Version in Subscribe EventGroup Ack Entry is set to &lt;SERVICE-ID-1-MAJ-VER+1&gt;</li> </ul> <p>10. DUT CONFIGURE: Stop Service on &lt;Diface-0&gt; with the following information</p> <ul style="list-style-type: none"> <li>- Service ID : &lt;SERVICE-ID-1&gt;</li> </ul>
Pass Criteria	<p>4. DUT: Sends SOME/IP Notification Message</p> <p>8. DUT: Sends SOME/IP Notification Message</p> <p>9. TESTER: Verify that received SOME/IP Notification Message contains:</p> <ul style="list-style-type: none"> <li>- TTL in Subscribe EventGroup Ack Entry is set to 0</li> <li>- Major Version in Subscribe EventGroup Ack Entry is set to &lt;SERVICE-ID-1-MAJ-VER+1&gt;</li> </ul>
Reference	<p>Example for a Serialization Protocol (SOME/IP) V1.1.0 R4.1 Rev 3 s6.7.4.2.4 Subscribe Eventgroup Negative Acknowledgement (Subscribe (MUST))</p>
Notes	



5.1.5.3.17 SOMEIPSRV\_SD\_MESSAGE\_19: Subscribe Eventgroup Negative Acknowledgment entry type

Synopsis	<p>The Subscribe Eventgroup Negative Acknowledgment entry type shall be used to indicate that Subscribe Eventgroup entry was NOT accepted. Subscribe Eventgroup Negative Acknowledgment entries shall set the entry fields in the following way: Type shall be set to 0x07 (SubscribeEventgroupAck). Service ID, Instance ID, Major Version, Eventgroup ID and Reserved shall be the same value as in the subscribe that is being answered. The TTL shall be set to 0x000000. Reasons for sending a Subscribe Eventgroup Negative Acknowledgment include: Combination of Service ID, Instance ID, Eventgroup ID, and Major Version is unknown. NOTE: Test For Unknown Event Group ID.</p>
Prerequisites	N/a
Test setup	Topology 1
Test Input Parameters	Check section general Input Parameters
Test Procedure	<ol style="list-style-type: none"> <li>1. DUT CONFIGURE: Start Service on &lt;Diface-0&gt; with the following information <ul style="list-style-type: none"> <li>- Service ID : &lt;SERVICE-ID-1&gt;</li> <li>- Number Of Instances : 1</li> </ul> </li> <li>2. TESTER: &lt;CLIENT-1&gt; Sends SOME/IP Notification Message to DUT through &lt;Diface-0&gt; containing : <ul style="list-style-type: none"> <li>- Entry Type set to SOMEIP_ENTRY_FIND_SERVICE</li> <li>- Service ID in Entry Array set to &lt;SERVICE-ID-1&gt;</li> </ul> </li> <li>3. TESTER: &lt;CLIENT-1&gt; Listens (upto &lt;ParamListenTime&gt;) on &lt;Diface-0&gt; <ul style="list-style-type: none"> <li>- Entry Type set to SOMEIP_ENTRY_OFFER_SERVICE</li> <li>- Service ID in Entry Array set to &lt;SERVICE-ID-1&gt;</li> </ul> </li> <li>4. DUT: Sends SOME/IP Notification Message</li> <li>5. TESTER: Extracts the content of Service Instance ID of Offer Service Entry 1 to &lt;extractedInstID1&gt;</li> <li>6. TESTER: &lt;CLIENT-1&gt; Sends SOME/IP Notification Message to DUT through &lt;Diface-0&gt; containing : <ul style="list-style-type: none"> <li>- Entry Type set to SOMEIP_ENTRY_SUBSCRIBE</li> <li>- SOME/IP Subscribe Eventgroup Entry TTL set to 0xFFFFFFFF</li> <li>- Service ID in Subscribe Eventgroup Entry set to &lt;SERVICE-ID-1&gt;</li> <li>- EventGroup ID in Subscribe Eventgroup Entry set to &lt;UNKNOWN-EVENT-GROUP-ID&gt;</li> <li>- Service Instance ID in Subscribe Eventgroup Entry set to &lt;extractedInstID1&gt;</li> <li>- Major Version in Subscribe EventGroup Entry set to &lt;SERVICE-ID-1-MAJ-VER&gt;</li> <li>- Reserved Field in Subscribe EventGroup Ack Entry set to 0</li> </ul> </li> <li>7. TESTER: &lt;CLIENT-1&gt; Listens (upto &lt;ParamListenTime&gt;) on &lt;Diface-0&gt; <ul style="list-style-type: none"> <li>- Entry Type set to SOMEIP_ENTRY_SUBSCRIBE_ACK</li> <li>- SOME/IP Expected Service ID in Subscribe EventGroup Ack Entry set to &lt;SERVICE-ID-1&gt;</li> </ul> </li> <li>8. DUT: Sends SOME/IP Notification Message</li> <li>9. TESTER: Verify that received SOME/IP Notification Message</li> </ol>

OPEN Alliance

	<p>contains:</p> <ul style="list-style-type: none"> <li>- SOME/IP Expected EventGroup ID in Subscribe EventGroup Ack Entry is set to &lt;UNKNOWN-EVENT-GROUP-ID&gt;</li> <li>- TTL in Subscribe EventGroup Ack Entry is set to 0</li> </ul> <p>10. DUT CONFIGURE: Stop Service on &lt;Diface-0&gt; with the following information</p> <ul style="list-style-type: none"> <li>- Service ID : &lt;SERVICE-ID-1&gt;</li> </ul>
Pass Criteria	<p>4. DUT: Sends SOME/IP Notification Message</p> <p>8. DUT: Sends SOME/IP Notification Message</p> <p>9. TESTER: Verify that received SOME/IP Notification Message contains:</p> <ul style="list-style-type: none"> <li>- SOME/IP Expected EventGroup ID in Subscribe EventGroup Ack Entry is set to &lt;UNKNOWN-EVENT-GROUP-ID&gt;</li> <li>- TTL in Subscribe EventGroup Ack Entry is set to 0</li> </ul>
Reference	<p>Example for a Serialization Protocol (SOME/IP) V1.1.0 R4.1 Rev 3 s6.7.4.2.4 Subscribe Eventgroup Negative Acknowledgement (Subscribe (MUST))</p>
Notes	

**5.1.5.4 Service Discovery Communication Behavior**

5.1.5.4.1 SOMEIPSRV\_SD\_BEHAVIOR\_01: After messages in the Repetition Phase the delay is doubled

Synopsis	After sending the first message the Repetition Phase of this Service Instance/these Service Instances is entered. After each message sent in the Repetition Phase the delay is doubled.
Prerequisites	N/a
Test setup	Topology 1
Test Input Parameters	Check section general Input Parameters
Test Procedure	<ol style="list-style-type: none"> <li>1. DUT CONFIGURE: Start Service on &lt;Diface-0&gt; with the following information <ul style="list-style-type: none"> <li>- Service ID : &lt;SERVICE-ID-1&gt;</li> <li>- Number Of Instances : 1</li> </ul> </li> <li>2. TESTER: &lt;CLIENT-1&gt; Listens (upto &lt;ParamListenTime&gt;) on &lt;Diface-0&gt; <ul style="list-style-type: none"> <li>- Entry Type set to SOMEIP_ENTRY_OFFER_SERVICE</li> <li>- Service ID in Entry Array set to &lt;SERVICE-ID-1&gt;</li> </ul> </li> <li>3. DUT: Sends SOME/IP Notification Message</li> <li>4. TESTER: &lt;CLIENT-1&gt; Listens (upto &lt;SERVICE-ID-1-REP-BASE-INTV*3+ParamToleranceTime&gt; second) on &lt;Diface-0&gt; <ul style="list-style-type: none"> <li>- Entry Type set to SOMEIP_ENTRY_OFFER_SERVICE</li> <li>- Service ID in Entry Array set to &lt;SERVICE-ID-1&gt;</li> </ul> </li> <li>5. DUT: Sends 2 SOME/IP Notification Messages</li> <li>6. TESTER: Verify that the time interval between reception of 1st SOME/IP Notification Message and 2nd SOME/IP Notification Message is greater than (&lt;SERVICE-ID-1-REP-BASE-INTV*2&gt; - &lt;ParamToleranceTimeMillisec&gt;) micro second</li> <li>7. TESTER: Verify that the time interval between reception of 1st SOME/IP Notification Message and 2nd SOME/IP Notification Message is less than (&lt;SERVICE-ID-1-REP-BASE-INTV*2&gt; + &lt;ParamToleranceTimeMillisec&gt;) micro second</li> <li>8. DUT CONFIGURE: Stop Service on &lt;Diface-0&gt; with the following information <ul style="list-style-type: none"> <li>- Service ID : &lt;SERVICE-ID-1&gt;</li> </ul> </li> </ol>
Pass Criteria	<ol style="list-style-type: none"> <li>3. DUT: Sends SOME/IP Notification Message</li> <li>5. DUT: Sends 2 SOME/IP Notification Messages</li> <li>6. TESTER: Verify that the time interval between reception of 1st SOME/IP Notification Message and 2nd SOME/IP Notification Message is greater than (&lt;SERVICE-ID-1-REP-BASE-INTV*2&gt; - &lt;ParamToleranceTimeMillisec&gt;) micro second</li> <li>7. TESTER: Verify that the time interval between</li> </ol>

OPEN Alliance

	reception of 1st SOME/IP Notification Message and 2nd SOME/IP Notification Message is less than ( $\langle \text{SERVICE-ID-1-REP-BASE-INTV} \times 2 \rangle + \langle \text{ParamToleranceTimeMillisec} \rangle$ ) micro second
Reference	Example for a Serialization Protocol (SOME/IP) V1.1.0 R4.1 Rev 3 s6.7.5.1 Startup Behavior [TR_SOMEIP_00404], [TR_SOMEIP_00406] Page 71 (SHOULD)
Notes	

5.1.5.4.2 SOMEIPSRV\_SD\_BEHAVIOR\_02: Main Phase Offer Messages and Publish Messages cyclically

Synopsis	In the Main Phase Offer Messages and Publish Messages shall be sent cyclically if a CYCLIC_OFFER_DELAY is configured.
Prerequisites	<SERVICE-ID-1-CYCLE-INTV> has a value > 0
Test setup	Topology 1
Test Input Parameters	Check section general Input Parameters
Test Procedure	<ol style="list-style-type: none"> <li>1. DUT CONFIGURE: Start Service on &lt;Diface-0&gt; with the following information <ul style="list-style-type: none"> <li>- Service ID : &lt;SERVICE-ID-1&gt;</li> <li>- Number Of Instances : 1</li> </ul> </li> <li>2. TESTER: &lt;CLIENT-1&gt; Listens (upto &lt;ParamListenTime&gt;) on &lt;Diface-0&gt; <ul style="list-style-type: none"> <li>- Entry Type set to SOMEIP_ENTRY_OFFER_SERVICE</li> <li>- Service ID in Entry Array set to &lt;SERVICE-ID-1&gt;</li> </ul> </li> <li>3. DUT: Sends SOME/IP Notification Message</li> <li>4. TESTER: Wait till &lt;SERVICE-ID-1-TOTAL-REP-INTV&gt; For DUT to enter Main Phase</li> <li>5. TESTER: &lt;CLIENT-1&gt; Listens (upto &lt;SERVICE-ID-1-CYCLE-INTV*2+ParamToleranceTime&gt; second) on &lt;Diface-0&gt; <ul style="list-style-type: none"> <li>- Entry Type set to SOMEIP_ENTRY_OFFER_SERVICE</li> <li>- Service ID in Entry Array set to &lt;SERVICE-ID-1&gt;</li> </ul> </li> <li>6. DUT: Sends 2 SOME/IP Notification Messages</li> <li>7. TESTER: Verify that the time interval between reception of 1st SOME/IP Notification Message and 2nd SOME/IP Notification Message is greater than (&lt;SERVICE-ID-1-CYCLE-INTV&gt; - &lt;ParamToleranceTime&gt;) second</li> <li>8. TESTER: Verify that the time interval between reception of 1st SOME/IP Notification Message and 2nd SOME/IP Notification Message is less than (&lt;SERVICE-ID-1-CYCLE-INTV&gt; + &lt;ParamToleranceTime&gt;) second</li> <li>9. DUT CONFIGURE: Stop Service on &lt;Diface-0&gt; with the following information <ul style="list-style-type: none"> <li>- Service ID : &lt;SERVICE-ID-1&gt;</li> </ul> </li> </ol>
Pass Criteria	<ol style="list-style-type: none"> <li>3. DUT: Sends SOME/IP Notification Message</li> <li>6. DUT: Sends 2 SOME/IP Notification Messages</li> <li>7. TESTER: Verify that the time interval between reception of 1st SOME/IP Notification Message and 2nd SOME/IP Notification Message is greater than (&lt;SERVICE-ID-1-CYCLE-INTV&gt; - &lt;ParamToleranceTime&gt;) second</li> <li>8. TESTER: Verify that the time interval between reception of 1st SOME/IP Notification Message and 2nd</li> </ol>

OPEN Alliance

	SOME/IP Notification Message is less than (<SERVICE-ID-1-CYCLE-INTV> + <ParamToleranceTime>) second
Reference	Example for a Serialization Protocol (SOME/IP) V1.1.0 R4.1 Rev 3 s6.7.5.1 Startup Behavior [TR_SOMEIP_00412] Page 71 (SHOULD)
Notes	

5.1.5.4.3 SOMEIPSRV\_SD\_BEHAVIOR\_03: Response if the last offer was more than half of cyclic offer delay

Synopsis	Find messages received with the Unicast Flag set to 1, shall be answered with a multicast RESPONSE if the last offer was sent 1/2 CYCLIC_OFFER_DELAY or longer ago.
Prerequisites	Prerequisite: <SERVICE-ID-1-CYCLE-INTV> has a value > 0
Test setup	Topology 1
Test Input Parameters	Check section general Input Parameters
Test Procedure	<p>1. DUT CONFIGURE: Start Service on &lt;Diface-0&gt; with the following information</p> <ul style="list-style-type: none"> <li>- Service ID : &lt;SERVICE-ID-1&gt;</li> <li>- Number Of Instances : 1</li> </ul> <p>2. TESTER: &lt;CLIENT-1&gt; Listens (upto &lt;ParamListenTime&gt;) on &lt;Diface-0&gt;</p> <ul style="list-style-type: none"> <li>- Entry Type set to SOMEIP_ENTRY_OFFER_SERVICE</li> <li>- Service ID in Entry Array set to &lt;SERVICE-ID-1&gt;</li> </ul> <p>3. DUT: Sends SOME/IP Notification Message</p> <p>4. TESTER: Wait till &lt;SERVICE-ID-1-TOTAL-REP-INTV&gt; For DUT to enter</p> <p style="padding-left: 40px;">Main Phase</p> <p>5. TESTER: &lt;CLIENT-1&gt; Listens (upto &lt;SERVICE-ID-1-CYCLE-INTV&gt; second)</p> <ul style="list-style-type: none"> <li>on &lt;Diface-0&gt;</li> <li>- Entry Type set to SOMEIP_ENTRY_OFFER_SERVICE</li> <li>- Service ID in Entry Array set to &lt;SERVICE-ID-1&gt;</li> </ul> <p>6. DUT: Sends SOME/IP Notification Message</p> <p>7. TESTER: Wait till (&lt;SERVICE-ID-1-CYCLE-INTV&gt;/2) For DUT to consume</p> <p style="padding-left: 40px;">1/2 Cyclic_Offer_Delay</p> <p>8. TESTER: &lt;CLIENT-1&gt; Sends SOME/IP Notification Message to DUT through</p> <p style="padding-left: 40px;">&lt;Diface-0&gt; containing :</p> <ul style="list-style-type: none"> <li>- Entry Type set to SOMEIP_ENTRY_FIND_SERVICE</li> <li>- Service ID in Entry Array set to &lt;SERVICE-ID-1&gt;</li> </ul> <p>9. TESTER: &lt;CLIENT-1&gt; Listens (upto &lt;ParamListenTime&gt;) on &lt;Diface-0&gt;</p> <ul style="list-style-type: none"> <li>- Entry Type set to SOMEIP_ENTRY_OFFER_SERVICE</li> <li>- Service ID in Entry Array set to &lt;SERVICE-ID-1&gt;</li> <li>- SOME/IP Message Expected IP Dst Address set to &lt;SOME_IP_MULTICAST_IP_ADDR&gt;</li> </ul> <p>10. DUT: Sends SOME/IP Notification Message</p> <p>11. DUT CONFIGURE: Stop Service on &lt;Diface-0&gt; with the following information</p> <ul style="list-style-type: none"> <li>- Service ID : &lt;SERVICE-ID-1&gt;</li> </ul>
Pass Criteria	<p>3. DUT: Sends SOME/IP Notification Message</p> <p>6. DUT: Sends SOME/IP Notification Message</p> <p>10. DUT: Sends SOME/IP Notification Message</p>

OPEN Alliance

Reference	Example for a Serialization Protocol (SOME/IP) V1.1.0 R4.1 Rev 3 s6.7.5.2 Server Answer Behavior [TR_SOMEIP_00423] Page 73 (SHOULD)
Notes	



5.1.5.4.4 SOMEIPSRV\_SD\_BEHAVIOR\_04: Response for Find messages with Unicast Flag set to 0

Synopsis	Find messages received with Unicast Flag set to 0 (multicast), shall be answered with a multicast response.
Prerequisites	N/a
Test setup	Topology 1
Test Input Parameters	Check section general Input Parameters
Test Procedure	<p>1. DUT CONFIGURE: Start Service on &lt;Diface-0&gt; with the following information</p> <ul style="list-style-type: none"> <li>- Service ID : &lt;SERVICE-ID-1&gt;</li> <li>- Number Of Instances : 1</li> </ul> <p>2. TESTER: &lt;CLIENT-1&gt; Listens (upto &lt;ParamListenTime&gt;) on &lt;Diface-0&gt;</p> <ul style="list-style-type: none"> <li>- Entry Type set to SOMEIP_ENTRY_OFFER_SERVICE</li> <li>- Service ID in Entry Array set to &lt;SERVICE-ID-1&gt;</li> </ul> <p>3. DUT: Sends SOME/IP Notification Message</p> <p>4. TESTER: Wait till &lt;SERVICE-ID-1-TOTAL-REP-INTV&gt; For DUT to enter</p> <p style="padding-left: 40px;">Main Phase</p> <p>5. TESTER: &lt;CLIENT-1&gt; Sends SOME/IP Notification Message to DUT through</p> <p style="padding-left: 40px;">&lt;Diface-0&gt; containing :</p> <ul style="list-style-type: none"> <li>- Entry Type set to SOMEIP_ENTRY_FIND_SERVICE</li> <li>- Unicast Flag in Notification Message set to 0</li> <li>- Service ID in Entry Array set to &lt;SERVICE-ID-1&gt;</li> </ul> <p>6. TESTER: &lt;CLIENT-1&gt; Listens (upto &lt;SERVICE-ID-1-CYCLE-INTV&gt; second)</p> <p style="padding-left: 40px;">on &lt;Diface-0&gt;</p> <ul style="list-style-type: none"> <li>- Entry Type set to SOMEIP_ENTRY_OFFER_SERVICE</li> <li>- Service ID in Entry Array set to &lt;SERVICE-ID-1&gt;</li> <li>- SOME/IP Message Expected IP Dst Address set to &lt;SOME_IP_MULTICAST_IP_ADDR&gt;</li> </ul> <p>7. DUT: Sends SOME/IP Notification Message</p> <p>8. DUT CONFIGURE: Stop Service on &lt;Diface-0&gt; with the following information</p> <ul style="list-style-type: none"> <li>- Service ID : &lt;SERVICE-ID-1&gt;</li> </ul>
Pass Criteria	<p>3. DUT: Sends SOME/IP Notification Message</p> <p>7. DUT: Sends SOME/IP Notification Message</p>
Reference	Example for a Serialization Protocol (SOME/IP) V1.1.0 R4.1 Rev 3 s6.7.5.2 Server Answer Behavior [TR_SOMEIP_00423] Page 73 (SHOULD)
Notes	

### 5.1.5.5 SOME/IP Basic Functionality

#### 5.1.5.5.1 SOMEIPSRV\_BASIC\_01: Define service using the Service ID

Synopsis	A service shall be identified using the Service-ID.
Prerequisites	N/a
Test setup	Topology 1
Test Input Parameters	Check section general Input Parameters
Test Procedure	<ol style="list-style-type: none"> <li>1. DUT CONFIGURE: Start Service on &lt;Diface-0&gt; with the following information <ul style="list-style-type: none"> <li>- Service ID : &lt;SERVICE-ID-1&gt;</li> <li>- Number Of Instances : 1</li> </ul> </li> <li>2. TESTER: &lt;CLIENT-1&gt; Sends SOME/IP Notification Message to DUT through &lt;Diface-0&gt; containing : <ul style="list-style-type: none"> <li>- Entry Type set to SOMEIP_ENTRY_FIND_SERVICE</li> <li>- Service ID in Entry Array set to &lt;SERVICE-ID-1&gt;</li> </ul> </li> <li>3. TESTER: &lt;CLIENT-1&gt; Listens (upto &lt;ParamListenTime&gt;) on &lt;Diface-0&gt; <ul style="list-style-type: none"> <li>- Entry Type set to SOMEIP_ENTRY_OFFER_SERVICE</li> <li>- Service ID in Entry Array set to &lt;SERVICE-ID-1&gt;</li> </ul> </li> <li>4. DUT: Sends SOME/IP Notification Message</li> <li>5. TESTER: &lt;CLIENT-1&gt; Sends SOME/IP Request Message to DUT through &lt;Diface-0&gt; containing : <ul style="list-style-type: none"> <li>- SOME/IP Send Request Message Service ID set to &lt;SERVICE-ID-1&gt;</li> <li>- SOME/IP Send Request Message Method ID set to &lt;METHOD-ID-1-SI-1&gt;</li> </ul> </li> <li>6. TESTER: &lt;CLIENT-1&gt; Listens (upto &lt;ParamListenTime&gt;) on &lt;Diface-0&gt; <ul style="list-style-type: none"> <li>- SOME/IP Expected Service ID set to &lt;SERVICE-ID-1&gt;</li> <li>- SOME/IP Expected Method ID set to &lt;METHOD-ID-1-SI-1&gt;</li> <li>- SOME/IP Expected Return Code set to SOMEIP_RET_CODE_E_OK</li> </ul> </li> <li>7. DUT: Sends SOME/IP Response Message</li> <li>8. DUT CONFIGURE: Stop Service on &lt;Diface-0&gt; with the following information <ul style="list-style-type: none"> <li>- Service ID : &lt;SERVICE-ID-1&gt;</li> </ul> </li> </ol>
Pass Criteria	<ol style="list-style-type: none"> <li>4. DUT: Sends SOME/IP Notification Message</li> <li>7. DUT: Sends SOME/IP Response Message</li> </ol>
Reference	Example for a Serialization Protocol (SOME/IP) V1.1.0 R4.1 Rev 3 s6.1 Definition of Identifiers [TR_SOMEIP_00001] Page 14 (MUST)
Notes	

5.1.5.5.2 SOMEIPSRV\_BASIC\_02: Reserved values for Service Instance IDs

Synopsis	The Service-Instance-IDs of 0x0000 and 0xFFFF shall not be used for a service, since 0x0000 is reserved and 0xFFFF is used to describe all service instances.
Prerequisites	N/a
Test setup	Topology 1
Test Input Parameters	Check section general Input Parameters
Test Procedure	<ol style="list-style-type: none"> <li>1. DUT CONFIGURE: Start Service on &lt;Diface-0&gt; with the following information <ul style="list-style-type: none"> <li>- Service ID : &lt;SERVICE-ID-1&gt;</li> <li>- Number Of Instances : 1</li> </ul> </li> <li>2. TESTER: &lt;CLIENT-1&gt; Sends SOME/IP Notification Message to DUT through &lt;Diface-0&gt; containing : <ul style="list-style-type: none"> <li>- Entry Type set to SOMEIP_ENTRY_FIND_SERVICE</li> <li>- SOME/IP Find Service Entry Service Instance ID set to 0xFFFF</li> <li>- Service ID in Entry Array set to &lt;SERVICE-ID-1&gt;</li> </ul> </li> <li>3. TESTER: &lt;CLIENT-1&gt; Listens (upto &lt;ParamListenTime&gt;) on &lt;Diface-0&gt; <ul style="list-style-type: none"> <li>- Entry Type set to SOMEIP_ENTRY_OFFER_SERVICE</li> <li>- Service ID in Entry Array set to &lt;SERVICE-ID-1&gt;</li> </ul> </li> <li>4. DUT: Sends SOME/IP Notification Message</li> <li>5. TESTER: Verify that received SOME/IP Notification Message contains: <ul style="list-style-type: none"> <li>- Service Instance ID of Offer Service Entry 1 is not set to 0</li> <li>- Service Instance ID of Offer Service Entry 1 is not set to 0xFFFF</li> </ul> </li> <li>6. DUT CONFIGURE: Stop Service on &lt;Diface-0&gt; with the following information <ul style="list-style-type: none"> <li>- Service ID : &lt;SERVICE-ID-1&gt;</li> </ul> </li> </ol>
Pass Criteria	<ol style="list-style-type: none"> <li>4. DUT: Sends SOME/IP Notification Message</li> <li>5. TESTER: Verify that received SOME/IP Notification Message contains: <ul style="list-style-type: none"> <li>- Service Instance ID of Offer Service Entry 1 is not set to 0</li> <li>- Service Instance ID of Offer Service Entry 1 is not set to 0xFFFF</li> </ul> </li> </ol>
Reference	Example for a Serialization Protocol (SOME/IP) V1.1.0 R4.1 Rev 3 s6.1 Definition of Identifiers [TR_SOMEIP_00008] Page 14 (MUST)
Notes	

5.1.5.5.3 SOMEIPSRV\_BASIC\_03: Method ID of a notification has highest bit set to 1

Synopsis	Methods shall use Method-IDs with the highest bit set to 0, while the Method-IDs highest bit shall be set to 1 for events and notifications of fields. NOTE: Checking for notification.
Prerequisites	N/a
Test setup	Topology 1
Test Input Parameters	Check section general Input Parameters
Test Procedure	<p>1. DUT CONFIGURE: Start Service on &lt;Diface-0&gt; with the following information</p> <ul style="list-style-type: none"> <li>- Service ID : &lt;SERVICE-ID-1&gt;</li> <li>- Number Of Instances : 1</li> </ul> <p>2. TESTER: &lt;CLIENT-1&gt; Sends SOME/IP Notification Message to DUT through &lt;Diface-0&gt; containing :</p> <ul style="list-style-type: none"> <li>- Entry Type set to SOMEIP_ENTRY_FIND_SERVICE</li> <li>- Service ID in Entry Array set to &lt;SERVICE-ID-1&gt;</li> </ul> <p>3. TESTER: &lt;CLIENT-1&gt; Listens (upto &lt;ParamListenTime&gt;) on &lt;Diface-0&gt;</p> <ul style="list-style-type: none"> <li>- Entry Type set to SOMEIP_ENTRY_OFFER_SERVICE</li> <li>- Service ID in Entry Array set to &lt;SERVICE-ID-1&gt;</li> </ul> <p>4. DUT: Sends SOME/IP Notification Message</p> <p>5. TESTER: Verify that received SOME/IP Notification Message contains:</p> <ul style="list-style-type: none"> <li>- SOMEIP Expected Number Of IPv4 Endpoint Option is greater than or equal to 1</li> </ul> <p>6. TESTER: Extracts the content of SOMEIP IPv4 Endpoint Option Transport Port to &lt;extractedport&gt;</p> <p>7. TESTER: Extracts the content of Service Instance ID of Offer Service Entry 1 to &lt;extractedInstID1&gt;</p> <p>8. TESTER: &lt;CLIENT-1&gt; Sends SOME/IP Notification Message to DUT through &lt;Diface-0&gt; containing :</p> <ul style="list-style-type: none"> <li>- Entry Type set to SOMEIP_ENTRY_SUBSCRIBE</li> <li>- Service ID in Subscribe Eventgroup Entry set to &lt;SERVICE-ID-1&gt;</li> <li>- EventGroup ID in Subscribe Eventgroup Entry set to &lt;EVENT-GROUP-ID-1-SI-1&gt;</li> <li>- Service Instance ID in Subscribe Eventgroup Entry set to &lt;extractedInstID1&gt;</li> </ul> <p>9. TESTER: &lt;CLIENT-1&gt; Listens (upto &lt;ParamListenTime&gt;) on &lt;Diface-0&gt;</p> <ul style="list-style-type: none"> <li>- Entry Type set to SOMEIP_ENTRY_SUBSCRIBE_ACK</li> <li>- SOME/IP Expected Service ID in Subscribe EventGroup Ack Entry set to &lt;SERVICE-ID-1&gt;</li> <li>- SOME/IP Expected Service Instance ID in Subscribe EventGroup Ack Entry set to &lt;extractedInstID1&gt;</li> <li>- SOME/IP Expected EventGroup ID in Subscribe EventGroup Ack</li> </ul> <p>Ack</p>

	<p style="text-align: center;">Entry set to &lt;EVENT-GROUP-ID-1-SI-1&gt;</p> <p>10. DUT: Sends SOME/IP Notification Message</p> <p>11. TESTER: &lt;CLIENT-1&gt; Listens (upto &lt;ParamListenTime&gt;) on &lt;Diface-0&gt;</p> <ul style="list-style-type: none"> <li>- SOME/IP Message Expected UDP Dest Port set to extractedport</li> <li>- SOME/IP Expected Service ID set to &lt;SERVICE-ID-1&gt;</li> <li>- SOME/IP Expected Return Code set to SOMEIP_RET_CODE_E_OK</li> <li>- SOME/IP Expected Event ID in SOME/IP Header set to &lt;EVENT-ID-1-EG-ID-1&gt;</li> </ul> <p>12. DUT: Sends SOME/IP Notification Message</p> <p>13. TESTER: Verify that received SOME/IP Notification Message contains:</p> <ul style="list-style-type: none"> <li>- 0-Bit field of Method/EventID in SOME/IP Packet Header is set to 1</li> </ul> <p>14. DUT CONFIGURE: Stop Service on &lt;Diface-0&gt; with the following information</p> <ul style="list-style-type: none"> <li>- Service ID : &lt;SERVICE-ID-1&gt;</li> </ul>
<p>Pass Criteria</p>	<p>4. DUT: Sends SOME/IP Notification Message</p> <p>5. TESTER: Verify that received SOME/IP Notification Message contains:</p> <ul style="list-style-type: none"> <li>- SOMEIP Expected Number Of IPv4 Endpoint Option is greater than or equal to 1</li> </ul> <p>10. DUT: Sends SOME/IP Notification Message</p> <p>12. DUT: Sends SOME/IP Notification Message</p> <p>13. TESTER: Verify that received SOME/IP Notification Message contains:</p> <ul style="list-style-type: none"> <li>- 0-Bit field of Method/EventID in SOME/IP Packet Header is set to 1</li> </ul>
<p>Reference</p>	<p>Example for a Serialization Protocol (SOME/IP) V1.1.0 R4.1 Rev 3 s6.1 Definition of Identifiers [TR_SOMEIP_00011] Page 14 (MUST)</p>
<p>Notes</p>	

**5.1.5.6 Specification of the SOME/IP on-wire format**

**5.1.5.6.1 SOMEIPSRV\_ONWIRE\_01: IP addresses and port number of the Reponse message**

Synopsis	For the response and error message the IP addresses and port number of the transport protocol shall match the request message. NOTE: Checking for Response message.
Prerequisites	N/a
Test setup	Topology 1
Test Input Parameters	Check section general Input Parameters
Test Procedure	<ol style="list-style-type: none"> <li>1. DUT CONFIGURE: Start Service on &lt;Diface-0&gt; with the following information <ul style="list-style-type: none"> <li>- Service ID : &lt;SERVICE-ID-1&gt;</li> <li>- Number Of Instances : 1</li> </ul> </li> <li>2. TESTER: &lt;CLIENT-1&gt; Sends SOME/IP Notification Message to DUT through &lt;Diface-0&gt; containing : <ul style="list-style-type: none"> <li>- Entry Type set to SOMEIP_ENTRY_FIND_SERVICE</li> <li>- Service ID in Entry Array set to &lt;SERVICE-ID-1&gt;</li> </ul> </li> <li>3. TESTER: &lt;CLIENT-1&gt; Listens (upto &lt;ParamListenTime&gt;) on &lt;Diface-0&gt; <ul style="list-style-type: none"> <li>- Entry Type set to SOMEIP_ENTRY_OFFER_SERVICE</li> <li>- Service ID in Entry Array set to &lt;SERVICE-ID-1&gt;</li> </ul> </li> <li>4. DUT: Sends SOME/IP Notification Message</li> <li>5. TESTER: &lt;CLIENT-1&gt; Sends SOME/IP Request Message to DUT through &lt;Diface-0&gt; containing : <ul style="list-style-type: none"> <li>- SOME/IP Send Request Message Service ID set to &lt;SERVICE-ID-1&gt;</li> <li>- SOME/IP Send Request Message Method ID set to &lt;METHOD-ID-1-SI-1&gt;</li> </ul> </li> <li>6. TESTER: &lt;CLIENT-1&gt; Listens (upto &lt;ParamListenTime&gt;) on &lt;Diface-0&gt; <ul style="list-style-type: none"> <li>- SOME/IP Message Expected IP Src Address set to &lt;SERVER1-IP-ADDR&gt;</li> <li>- SOME/IP Message Expected IP Dst Address set to &lt;CLIENT1-IP-ADDR&gt;</li> <li>- SOME/IP Message Expected UDP Src Port set to &lt;SERVICE-ID-1-UDP-PORT&gt;</li> <li>- SOME/IP Message Expected UDP Dest Port set to &lt;CLIENT1-UDP-PORT&gt;</li> <li>- SOME/IP Expected Service ID set to &lt;SERVICE-ID-1&gt;</li> <li>- SOME/IP Expected Method ID set to &lt;METHOD-ID-1-SI-1&gt;</li> <li>- SOME/IP Expected Return Code set to SOMEIP_RET_CODE_E_OK</li> </ul> </li> <li>7. DUT: Sends SOME/IP Response Message</li> <li>8. DUT CONFIGURE: Stop Service on &lt;Diface-0&gt; with the following information <ul style="list-style-type: none"> <li>- Service ID : &lt;SERVICE-ID-1&gt;</li> </ul> </li> </ol>
Pass Criteria	<ol style="list-style-type: none"> <li>4. DUT: Sends SOME/IP Notification Message</li> <li>7. DUT: Sends SOME/IP Response Message</li> </ol>

OPEN Alliance

Reference	Example for a Serialization Protocol (SOME/IP) V1.1.0 R4.1 Rev 3 s6.2.3.1.1 Mapping of IP Addresses and Ports in Response and Error (MUST)
Notes	

5.1.5.6.2 SOMEIPSRV\_ONWIRE\_02: MSB of Method ID in Response Message.

Synopsis	With 16 Bit Service-ID and a 16 Bit Method-ID starting with a 0-Bit, this allows for up to 65536 services with up to 32768 methods each. NOTE: Checking for 0 bit in MSB of Method ID in Response Message.
Prerequisites	N/a
Test setup	Topology 1
Test Input Parameters	Check section general Input Parameters
Test Procedure	<ol style="list-style-type: none"> <li>1. DUT CONFIGURE: Start Service on &lt;Diface-0&gt; with the following information <ul style="list-style-type: none"> <li>- Service ID : &lt;SERVICE-ID-1&gt;</li> <li>- Number Of Instances : 1</li> </ul> </li> <li>2. TESTER: &lt;CLIENT-1&gt; Sends SOME/IP Notification Message to DUT through &lt;Diface-0&gt; containing : <ul style="list-style-type: none"> <li>- Entry Type set to SOMEIP_ENTRY_FIND_SERVICE</li> <li>- Service ID in Entry Array set to &lt;SERVICE-ID-1&gt;</li> </ul> </li> <li>3. TESTER: &lt;CLIENT-1&gt; Listens (upto &lt;ParamListenTime&gt;) on &lt;Diface-0&gt; <ul style="list-style-type: none"> <li>- Entry Type set to SOMEIP_ENTRY_OFFER_SERVICE</li> <li>- Service ID in Entry Array set to &lt;SERVICE-ID-1&gt;</li> </ul> </li> <li>4. DUT: Sends SOME/IP Notification Message</li> <li>5. TESTER: &lt;CLIENT-1&gt; Sends SOME/IP Request Message to DUT through &lt;Diface-0&gt; containing : <ul style="list-style-type: none"> <li>- SOME/IP Send Request Message Service ID set to &lt;SERVICE-ID-1&gt;</li> <li>- SOME/IP Send Request Message Method ID set to &lt;METHOD-ID-1-SI-1&gt;</li> </ul> </li> <li>6. TESTER: &lt;CLIENT-1&gt; Listens (upto &lt;ParamListenTime&gt;) on &lt;Diface-0&gt; <ul style="list-style-type: none"> <li>- SOME/IP Expected Service ID set to &lt;SERVICE-ID-1&gt;</li> <li>- SOME/IP Expected Return Code set to SOMEIP_RET_CODE_E_OK</li> </ul> </li> <li>7. DUT: Sends SOME/IP Response Message</li> <li>8. TESTER: Verify that received SOME/IP Response Message contains: <ul style="list-style-type: none"> <li>- 0-Bit field of Method/EventID in SOME/IP Packet Header is set to 0</li> </ul> </li> <li>9. DUT CONFIGURE: Stop Service on &lt;Diface-0&gt; with the following information <ul style="list-style-type: none"> <li>- Service ID : &lt;SERVICE-ID-1&gt;</li> </ul> </li> </ol>
Pass Criteria	<ol style="list-style-type: none"> <li>4. DUT: Sends SOME/IP Notification Message</li> <li>7. DUT: Sends SOME/IP Response Message</li> <li>8. TESTER: Verify that received SOME/IP Response Message contains: <ul style="list-style-type: none"> <li>- 0-Bit field of Method/EventID in SOME/IP Packet Header is set to 0</li> </ul> </li> </ol>
Reference	Example for a Serialization Protocol (SOME/IP) V1.1.0 R4.1 Rev 3 s6.2.3.2.1 Structure of the Message ID [TR_SOMEIP_00038] Page 18 (MUST)
Notes	



5.1.5.6.3 SOMEIPSRV\_ONWIRE\_03: Copy Request ID from the request to the response message.

Synopsis	When generating a response message, the server has to copy the Request ID from the request to the response message.
Prerequisites	N/a
Test setup	Topology 1
Test Input Parameters	Check section general Input Parameters
Test Procedure	<p>1. DUT CONFIGURE: Start Service on &lt;Diface-0&gt; with the following information</p> <ul style="list-style-type: none"> <li>- Service ID : &lt;SERVICE-ID-1&gt;</li> <li>- Number Of Instances : 1</li> </ul> <p>2. TESTER: &lt;CLIENT-1&gt; Sends SOME/IP Notification Message to DUT through &lt;Diface-0&gt; containing :</p> <ul style="list-style-type: none"> <li>- Entry Type set to SOMEIP_ENTRY_FIND_SERVICE</li> <li>- Service ID in Entry Array set to &lt;SERVICE-ID-1&gt;</li> </ul> <p>3. TESTER: &lt;CLIENT-1&gt; Listens (upto &lt;ParamListenTime&gt;) on &lt;Diface-0&gt;</p> <ul style="list-style-type: none"> <li>- Entry Type set to SOMEIP_ENTRY_OFFER_SERVICE</li> <li>- Service ID in Entry Array set to &lt;SERVICE-ID-1&gt;</li> </ul> <p>4. DUT: Sends SOME/IP Notification Message</p> <p>5. TESTER: &lt;CLIENT-1&gt; Sends SOME/IP Request Message to DUT through &lt;Diface-0&gt; containing :</p> <ul style="list-style-type: none"> <li>- SOME/IP Packet Send Header Request ID set to &lt;CLIENT1-CURR-REQUEST-ID&gt;</li> <li>- SOME/IP Send Request Message Service ID set to &lt;SERVICE-ID-1&gt;</li> <li>- SOME/IP Send Request Message Method ID set to &lt;METHOD-ID-1-SI-1&gt;</li> </ul> <p>6. TESTER: &lt;CLIENT-1&gt; Listens (upto &lt;ParamListenTime&gt;) on &lt;Diface-0&gt;</p> <ul style="list-style-type: none"> <li>- SOME/IP Expected Service ID set to &lt;SERVICE-ID-1&gt;</li> <li>- SOME/IP Expected Return Code set to SOMEIP_RET_CODE_E_OK</li> </ul> <p>7. DUT: Sends SOME/IP Response Message</p> <p>8. TESTER: Verify that received SOME/IP Response Message contains:</p> <ul style="list-style-type: none"> <li>- SOME/IP Packet Expected Header Request ID is set to &lt;CLIENT1-CURR-REQUEST-ID&gt;</li> </ul> <p>9. DUT CONFIGURE: Stop Service on &lt;Diface-0&gt; with the following information</p> <ul style="list-style-type: none"> <li>- Service ID : &lt;SERVICE-ID-1&gt;</li> </ul>
Pass Criteria	<p>4. DUT: Sends SOME/IP Notification Message</p> <p>7. DUT: Sends SOME/IP Response Message</p> <p>8. TESTER: Verify that received SOME/IP Response Message contains:</p> <ul style="list-style-type: none"> <li>- SOME/IP Packet Expected Header Request ID is set to &lt;CLIENT1-CURR-REQUEST-ID&gt;</li> </ul>

OPEN Alliance

Reference	Example for a Serialization Protocol (SOME/IP) V1.1.0 R4.1 Rev 3 s6.2.3.4 Request ID [32 Bit] [TR_SOMEIP_00043] Page 19 (MUST)
Notes	

5.1.5.6.4 SOMEIPSRV\_ONWIRE\_04: Request IDs may be reused if response arrived

Synopsis	Request IDs might be reused as soon as the response arrived or is not expected to arrive anymore (timeout). NOTE: Testing first condition where response arrived.
Prerequisites	N/a
Test setup	Topology 1
Test Input Parameters	Check section general Input Parameters
Test Procedure	<ol style="list-style-type: none"> <li>1. DUT CONFIGURE: Start Service on &lt;Diface-0&gt; with the following information <ul style="list-style-type: none"> <li>- Service ID : &lt;SERVICE-ID-1&gt;</li> <li>- Number Of Instances : 1</li> </ul> </li> <li>2. TESTER: &lt;CLIENT-1&gt; Sends SOME/IP Notification Message to DUT through &lt;Diface-0&gt; containing : <ul style="list-style-type: none"> <li>- Entry Type set to SOMEIP_ENTRY_FIND_SERVICE</li> <li>- Service ID in Entry Array set to &lt;SERVICE-ID-1&gt;</li> </ul> </li> <li>3. TESTER: &lt;CLIENT-1&gt; Listens (upto &lt;ParamListenTime&gt;) on &lt;Diface-0&gt; <ul style="list-style-type: none"> <li>- Entry Type set to SOMEIP_ENTRY_OFFER_SERVICE</li> <li>- Service ID in Entry Array set to &lt;SERVICE-ID-1&gt;</li> </ul> </li> <li>4. DUT: Sends SOME/IP Notification Message</li> <li>5. TESTER: &lt;CLIENT-1&gt; Sends SOME/IP Request Message to DUT through &lt;Diface-0&gt; containing : <ul style="list-style-type: none"> <li>- SOME/IP Packet Send Header Request ID set to &lt;CLIENT1-CURR-REQUEST-ID&gt;</li> <li>- SOME/IP Send Request Message Service ID set to &lt;SERVICE-ID-1&gt;</li> <li>- SOME/IP Send Request Message Method ID set to &lt;METHOD-ID-1-SI-1&gt;</li> </ul> </li> <li>6. TESTER: &lt;CLIENT-1&gt; Listens (upto &lt;ParamListenTime&gt;) on &lt;Diface-0&gt; <ul style="list-style-type: none"> <li>- SOME/IP Packet Expected Header Request ID set to &lt;CLIENT1-CURR-REQUEST-ID&gt;</li> <li>- SOME/IP Expected Service ID set to &lt;SERVICE-ID-1&gt;</li> <li>- SOME/IP Expected Return Code set to SOMEIP_RET_CODE_E_OK</li> </ul> </li> <li>7. DUT: Sends SOME/IP Response Message</li> <li>8. TESTER: &lt;CLIENT-1&gt; Sends SOME/IP Request Message to DUT through &lt;Diface-0&gt; containing : <ul style="list-style-type: none"> <li>- SOME/IP Packet Send Header Request ID set to &lt;CLIENT1-CURR-REQUEST-ID&gt;</li> <li>- SOME/IP Send Request Message Service ID set to &lt;SERVICE-ID-1&gt;</li> <li>- SOME/IP Send Request Message Method ID set to &lt;METHOD-ID-1-SI-1&gt;</li> </ul> </li> <li>9. TESTER: &lt;CLIENT-1&gt; Listens (upto &lt;ParamListenTime&gt;) on &lt;Diface-0&gt; <ul style="list-style-type: none"> <li>- SOME/IP Packet Expected Header Request ID set to &lt;CLIENT1-CURR-REQUEST-ID&gt;</li> <li>- SOME/IP Expected Service ID set to &lt;SERVICE-ID-1&gt;</li> <li>- SOME/IP Expected Return Code set to SOMEIP_RET_CODE_E_OK</li> </ul> </li> <li>10. DUT: Sends SOME/IP Response Message</li> <li>11. DUT CONFIGURE: Stop Service on &lt;Diface-0&gt; with the following</li> </ol>

OPEN Alliance

	information - Service ID : <SERVICE-ID-1>
Pass Criteria	4. DUT: Sends SOME/IP Notification Message 7. DUT: Sends SOME/IP Response Message 10. DUT: Sends SOME/IP Response Message
Reference	Example for a Serialization Protocol (SOME/IP) V1.1.0 R4.1 Rev 3 s6.2.3.4 Request ID [32 Bit] [TR_SOMEIP_00044] Page 19 (MUST)
Notes	

5.1.5.6.5 SOMEIPSRV\_ONWIRE\_05: Protocol Version

Synopsis	Protocol Version is an 8 Bit field containing the SOME/IP protocol version, which currently shall be set to 0x01.
Prerequisites	N/a
Test setup	Topology 1
Test Input Parameters	Check section general Input Parameters
Test Procedure	<ol style="list-style-type: none"> <li>1. DUT CONFIGURE: Start Service on &lt;Diface-0&gt; with the following information <ul style="list-style-type: none"> <li>- Service ID : &lt;SERVICE-ID-1&gt;</li> <li>- Number Of Instances : 1</li> </ul> </li> <li>2. TESTER: &lt;CLIENT-1&gt; Sends SOME/IP Notification Message to DUT through &lt;Diface-0&gt; containing : <ul style="list-style-type: none"> <li>- Entry Type set to SOMEIP_ENTRY_FIND_SERVICE</li> <li>- Service ID in Entry Array set to &lt;SERVICE-ID-1&gt;</li> </ul> </li> <li>3. TESTER: &lt;CLIENT-1&gt; Listens (upto &lt;ParamListenTime&gt;) on &lt;Diface-0&gt; <ul style="list-style-type: none"> <li>- Entry Type set to SOMEIP_ENTRY_OFFER_SERVICE</li> <li>- Protocol Version set to 0x01</li> <li>- Service ID in Entry Array set to &lt;SERVICE-ID-1&gt;</li> </ul> </li> <li>4. DUT: Sends SOME/IP Notification Message</li> <li>5. TESTER: &lt;CLIENT-1&gt; Sends SOME/IP Request Message to DUT through &lt;Diface-0&gt; containing : <ul style="list-style-type: none"> <li>- SOME/IP Packet Send Header Request ID set to &lt;CLIENT1-CURR-REQUEST-ID&gt;</li> <li>- SOME/IP Packet Send Header Protocol Version set to 0xFF</li> <li>- SOME/IP Send Request Message Service ID set to &lt;SERVICE-ID-1&gt;</li> <li>- SOME/IP Send Request Message Method ID set to &lt;METHOD-ID-1-SI-1&gt;</li> </ul> </li> <li>6. TESTER: &lt;CLIENT-1&gt; Listens (upto &lt;ParamListenTime&gt;) on &lt;Diface-0&gt; <ul style="list-style-type: none"> <li>- SOME/IP Packet Expected Header Request ID set to &lt;CLIENT1-CURR-REQUEST-ID&gt;</li> <li>- SOME/IP Expected Service ID set to &lt;SERVICE-ID-1&gt;</li> <li>- SOME/IP Expected Method ID set to &lt;METHOD-ID-1-SI-1&gt;</li> <li>- SOME/IP Expected Return Code set to SOMEIP_RET_CODE_E_WRONG_PROTOCOL_VERSION</li> </ul> </li> <li>7. DUT: Sends SOMEIP_MSG_TYPE_ERROR Message</li> <li>8. TESTER: &lt;CLIENT-1&gt; Sends SOME/IP Request Message to DUT through &lt;Diface-0&gt; containing : <ul style="list-style-type: none"> <li>- SOME/IP Packet Send Header Request ID set to &lt;CLIENT1-CURR-REQUEST-ID&gt;</li> <li>- SOME/IP Packet Send Header Protocol Version set to 0x01</li> <li>- SOME/IP Send Request Message Service ID set to &lt;SERVICE-ID-1&gt;</li> <li>- SOME/IP Send Request Message Method ID set to &lt;METHOD-ID-1-SI-1&gt;</li> </ul> </li> <li>9. TESTER: &lt;CLIENT-1&gt; Listens (upto &lt;ParamListenTime&gt;) on &lt;Diface-0&gt; <ul style="list-style-type: none"> <li>- Protocol Version set to 0x01</li> </ul> </li> </ol>

OPEN Alliance

	<ul style="list-style-type: none"> <li>- SOME/IP Packet Expected Header Request ID set to &lt;CLIENT1-CURR-REQUEST-ID&gt;</li> <li>- SOME/IP Expected Service ID set to &lt;SERVICE-ID-1&gt;</li> <li>- SOME/IP Expected Method ID set to &lt;METHOD-ID-1-SI-1&gt;</li> <li>- SOME/IP Expected Return Code set to SOMEIP_RET_CODE_E_OK</li> </ul> <p>10. DUT: Sends SOME/IP Response Message</p> <p>11. DUT CONFIGURE: Stop Service on &lt;Diface-0&gt; with the following information</p> <ul style="list-style-type: none"> <li>- Service ID : &lt;SERVICE-ID-1&gt;</li> </ul>
Pass Criteria	<p>4. DUT: Sends SOME/IP Notification Message</p> <p>7. DUT: Sends SOMEIP_MSG_TYPE_ERROR Message</p> <p>10. DUT: Sends SOME/IP Response Message</p>
Reference	<p>Example for a Serialization Protocol (SOME/IP) V1.1.0 R4.1 Rev 3 s6.2.3.5 Protocol Version [8 Bit] [TR_SOMEIP_00052] Page 20 (MUST)</p>
Notes	

5.1.5.6.6 SOMEIPSRV\_ONWIRE\_06: Interface Version

Synopsis	Interface Version is an 8 Bit field that contains the Major Version of the Service Interface.
Prerequisites	N/a
Test setup	Topology 1
Test Input Parameters	Check section general Input Parameters
Test Procedure	<ol style="list-style-type: none"> <li>1. DUT CONFIGURE: Start Service on &lt;Diface-0&gt; with the following information <ul style="list-style-type: none"> <li>- Service ID : &lt;SERVICE-ID-1&gt;</li> <li>- Number Of Instances : 1</li> </ul> </li> <li>2. TESTER: &lt;CLIENT-1&gt; Sends SOME/IP Notification Message to DUT through &lt;Diface-0&gt; containing : <ul style="list-style-type: none"> <li>- Entry Type set to SOMEIP_ENTRY_FIND_SERVICE</li> <li>- Service ID in Entry Array set to &lt;SERVICE-ID-1&gt;</li> </ul> </li> <li>3. TESTER: &lt;CLIENT-1&gt; Listens (upto &lt;ParamListenTime&gt;) on &lt;Diface-0&gt; <ul style="list-style-type: none"> <li>- Entry Type set to SOMEIP_ENTRY_OFFER_SERVICE</li> <li>- Service ID in Entry Array set to &lt;SERVICE-ID-1&gt;</li> </ul> </li> <li>4. DUT: Sends SOME/IP Notification Message</li> <li>5. TESTER: &lt;CLIENT-1&gt; Sends SOME/IP Request Message to DUT through &lt;Diface-0&gt; containing : <ul style="list-style-type: none"> <li>- SOME/IP Packet Send Header Request ID set to &lt;CLIENT1-CURR-REQUEST-ID&gt;</li> <li>- SOME/IP Packet Send Header Interface Version set to &lt;SERVICE-ID-1-INTF-VER-MAJ&gt;</li> <li>- SOME/IP Send Request Message Service ID set to &lt;SERVICE-ID-1&gt;</li> <li>- SOME/IP Send Request Message Method ID set to &lt;METHOD-ID-1-SI-1&gt;</li> </ul> </li> <li>6. TESTER: &lt;CLIENT-1&gt; Listens (upto &lt;ParamListenTime&gt;) on &lt;Diface-0&gt; <ul style="list-style-type: none"> <li>- SOME/IP Packet Expected Header Request ID set to &lt;CLIENT1-CURR-REQUEST-ID&gt;</li> <li>- SOME/IP Expected Service ID set to &lt;SERVICE-ID-1&gt;</li> <li>- SOME/IP Expected Method ID set to &lt;METHOD-ID-1-SI-1&gt;</li> <li>- SOME/IP Expected Return Code set to SOMEIP_RET_CODE_E_OK</li> </ul> </li> <li>7. DUT: Sends SOME/IP Response Message</li> <li>8. TESTER: Verify that received SOME/IP Response Message contains: <ul style="list-style-type: none"> <li>- Interface Version is set to &lt;SERVICE-ID-1-INTF-VER-MAJ&gt;</li> </ul> </li> <li>9. TESTER: &lt;CLIENT-1&gt; Sends SOME/IP Request Message to DUT through &lt;Diface-0&gt; containing : <ul style="list-style-type: none"> <li>- SOME/IP Packet Send Header Request ID set to &lt;CLIENT1-CURR-REQUEST-ID&gt;</li> <li>- SOME/IP Packet Send Header Interface Version set to &lt;UNKNOWN-INTF-VER-MAJ-SI-1&gt;</li> <li>- SOME/IP Send Request Message Service ID set to &lt;SERVICE-ID-1&gt;</li> <li>- SOME/IP Send Request Message Method ID set to &lt;METHOD-ID-1-SI-1&gt;</li> </ul> </li> <li>10. TESTER: &lt;CLIENT-1&gt; Listens (upto &lt;ParamListenTime&gt;) on</li> </ol>

Restriction Level: OPEN Technical Members Only

OPEN Alliance

	<p>&lt;Diface-0&gt;</p> <ul style="list-style-type: none"> <li>- Interface Version set to &lt;UNKNOWN-INTF-VER-MAJ-SI-1&gt;</li> <li>- SOME/IP Packet Expected Header Request ID set to &lt;CLIENT1-CURR-REQUEST-ID&gt;</li> <li>- SOME/IP Expected Service ID set to &lt;SERVICE-ID-1&gt;</li> <li>- SOME/IP Expected Method ID set to &lt;METHOD-ID-1-SI-1&gt;</li> <li>- SOME/IP Expected Return Code set to SOMEIP_RET_CODE_E_WRONG_INTERFACE_VERSION</li> </ul> <p>11. DUT: Sends SOMEIP_MSG_TYPE_ERROR Message</p> <p>12. DUT CONFIGURE: Stop Service on &lt;Diface-0&gt; with the following information</p> <ul style="list-style-type: none"> <li>- Service ID : &lt;SERVICE-ID-1&gt;</li> </ul>
Pass Criteria	<p>4. DUT: Sends SOME/IP Notification Message</p> <p>7. DUT: Sends SOME/IP Response Message</p> <p>8. TESTER: Verify that received SOME/IP Response Message contains:</p> <ul style="list-style-type: none"> <li>- Interface Version is set to &lt;SERVICE-ID-1-INTF-VER-MAJ&gt;</li> </ul> <p>11. DUT: Sends SOMEIP_MSG_TYPE_ERROR Message</p>
Reference	<p>Example for a Serialization Protocol (SOME/IP) V1.1.0 R4.1 Rev 3 s6.2.3.6 Interface Version [8 Bit] [TR_SOMEIP_00053] Page 20 (MUST)</p>
Notes	



5.1.5.6.7 SOMEIPSRV\_ONWIRE\_07: Message Type and Response after a Request

Synopsis	The Message Type field is used to differentiate different types of messages and shall contain the following values. 0x00 REQUEST A request expecting a response (even void). 0x80 RESPONSE The response message. NOTE: Testing Response message after sending a request.
Prerequisites	N/a
Test setup	Topology 1
Test Input Parameters	Check section general Input Parameters
Test Procedure	<ol style="list-style-type: none"> <li>1. DUT CONFIGURE: Start Service on &lt;Diface-0&gt; with the following information <ul style="list-style-type: none"> <li>- Service ID : &lt;SERVICE-ID-1&gt;</li> <li>- Number Of Instances : 1</li> </ul> </li> <li>2. TESTER: &lt;CLIENT-1&gt; Sends SOME/IP Notification Message to DUT through &lt;Diface-0&gt; containing : <ul style="list-style-type: none"> <li>- Entry Type set to SOMEIP_ENTRY_FIND_SERVICE</li> <li>- Service ID in Entry Array set to &lt;SERVICE-ID-1&gt;</li> </ul> </li> <li>3. TESTER: &lt;CLIENT-1&gt; Listens (upto &lt;ParamListenTime&gt;) on &lt;Diface-0&gt; <ul style="list-style-type: none"> <li>- Entry Type set to SOMEIP_ENTRY_OFFER_SERVICE</li> <li>- Service ID in Entry Array set to &lt;SERVICE-ID-1&gt;</li> </ul> </li> <li>4. DUT: Sends SOME/IP Notification Message</li> <li>5. TESTER: &lt;CLIENT-1&gt; Sends SOME/IP Request Message to DUT through &lt;Diface-0&gt; containing : <ul style="list-style-type: none"> <li>- SOME/IP Packet Send Header Request ID set to &lt;CLIENT1-CURR-REQUEST-ID&gt;</li> <li>- SOME/IP Packet Send Header Interface Version set to &lt;SERVICE-ID-1-INTF-VER-MAJ&gt;</li> <li>- SOME/IP Send Request Message Service ID set to &lt;SERVICE-ID-1&gt;</li> <li>- SOME/IP Send Request Message Method ID set to &lt;METHOD-ID-1-SI-1&gt;</li> </ul> </li> <li>6. TESTER: &lt;CLIENT-1&gt; Listens (upto &lt;ParamListenTime&gt;) on &lt;Diface-0&gt; <ul style="list-style-type: none"> <li>- Interface Version set to &lt;SERVICE-ID-1-INTF-VER-MAJ&gt;</li> <li>- SOME/IP Packet Expected Header Request ID set to &lt;CLIENT1-CURR-REQUEST-ID&gt;</li> <li>- SOME/IP Expected Service ID set to &lt;SERVICE-ID-1&gt;</li> <li>- SOME/IP Expected Method ID set to &lt;METHOD-ID-1-SI-1&gt;</li> <li>- SOME/IP Expected Return Code set to SOMEIP_RET_CODE_E_OK</li> </ul> </li> <li>7. DUT: Sends SOME/IP Response Message</li> <li>8. DUT CONFIGURE: Stop Service on &lt;Diface-0&gt; with the following information <ul style="list-style-type: none"> <li>- Service ID : &lt;SERVICE-ID-1&gt;</li> </ul> </li> </ol>
Pass Criteria	<ol style="list-style-type: none"> <li>4. DUT: Sends SOME/IP Notification Message</li> <li>7. DUT: Sends SOME/IP Response Message</li> </ol>
Reference	Example for a Serialization Protocol (SOME/IP) V1.1.0 R4.1 Rev 3 s6.2.3.7 Message Type [8 Bit] [TR_SOMEIP_00055] Page 20 (MUST)

5.1.5.6.8 SOMEIPSRV\_ONWIRE\_10: Message Type and Unkown Service ID

Synopsis	The Message Type field is used to differentiate different types of messages and shall contain the following values. 0x81 ERROR The response containing an error. NOTE: Checking for error UNKNOWN Service ID.
Prerequisites	N/a
Test setup	Topology 1
Test Input Parameters	Check section general Input Parameters
Test Procedure	<ol style="list-style-type: none"> <li>1. DUT CONFIGURE: Start Service on &lt;Diface-0&gt; with the following information <ul style="list-style-type: none"> <li>- Service ID : &lt;SERVICE-ID-1&gt;</li> <li>- Number Of Instances : 1</li> </ul> </li> <li>2. TESTER: &lt;CLIENT-1&gt; Sends SOME/IP Notification Message to DUT through &lt;Diface-0&gt; containing : <ul style="list-style-type: none"> <li>- Entry Type set to SOMEIP_ENTRY_FIND_SERVICE</li> <li>- Service ID in Entry Array set to &lt;SERVICE-ID-1&gt;</li> </ul> </li> <li>3. TESTER: &lt;CLIENT-1&gt; Listens (upto &lt;ParamListenTime&gt;) on &lt;Diface-0&gt; <ul style="list-style-type: none"> <li>- Entry Type set to SOMEIP_ENTRY_OFFER_SERVICE</li> <li>- Service ID in Entry Array set to &lt;SERVICE-ID-1&gt;</li> </ul> </li> <li>4. DUT: Sends SOME/IP Notification Message</li> <li>5. TESTER: &lt;CLIENT-1&gt; Sends SOME/IP Request Message to DUT through &lt;Diface-0&gt; containing : <ul style="list-style-type: none"> <li>- SOME/IP Packet Send Header Request ID set to &lt;CLIENT1-CURR-REQUEST-ID&gt;</li> <li>- SOME/IP Send Request Message Service ID set to &lt;SERVICE-ID-1&gt;</li> <li>- SOME/IP Send Request Message Method ID set to &lt;METHOD-ID-1-SI-1&gt;</li> </ul> </li> <li>6. TESTER: &lt;CLIENT-1&gt; Listens (upto &lt;ParamListenTime&gt;) on &lt;Diface-0&gt; <ul style="list-style-type: none"> <li>- SOME/IP Packet Expected Header Request ID set to &lt;CLIENT1-CURR-REQUEST-ID&gt;</li> <li>- SOME/IP Expected Service ID set to &lt;SERVICE-ID-1&gt;</li> <li>- SOME/IP Expected Method ID set to &lt;METHOD-ID-1-SI-1&gt;</li> <li>- SOME/IP Expected Return Code set to SOMEIP_RET_CODE_E_OK</li> </ul> </li> <li>7. DUT: Sends SOME/IP Response Message</li> <li>8. TESTER: &lt;CLIENT-1&gt; Sends SOME/IP Request Message to DUT through &lt;Diface-0&gt; containing : <ul style="list-style-type: none"> <li>- SOME/IP Packet Send Header Request ID set to &lt;CLIENT1-CURR-REQUEST-ID&gt;</li> <li>- SOME/IP Packet Send Header Interface Version set to &lt;SERVICE-ID-1-INTF-VER-MAJ&gt;</li> <li>- SOME/IP Send Request Message Service ID set to &lt;UNKNOWN-SERVICE-ID&gt;</li> <li>- SOME/IP Send Request Message Method ID set to &lt;METHOD-ID-1-SI-1&gt;</li> </ul> </li> <li>9. TESTER: &lt;CLIENT-1&gt; Listens (upto &lt;ParamListenTime&gt;) on &lt;Diface-0&gt; <ul style="list-style-type: none"> <li>- SOME/IP Packet Expected Header Request ID set to</li> </ul> </li> </ol>

OPEN Alliance

	<pre> &lt;CLIENT1-CURR-REQUEST-ID&gt; - SOME/IP Expected Service ID set to &lt;UNKNOWN-SERVICE-ID&gt; - SOME/IP Expected Method ID set to &lt;METHOD-ID-1-SI-1&gt; - SOME/IP Expected Return Code set to   SOMEIP_RET_CODE_E_UNKNOWN_SERVICE 10. DUT: Sends SOMEIP_MSG_TYPE_ERROR Message 11. DUT CONFIGURE: Stop Service on &lt;DIface-0&gt; with the following information     - Service ID : &lt;SERVICE-ID-1&gt; </pre>
Pass Criteria	<pre> 4. DUT: Sends SOME/IP Notification Message 7. DUT: Sends SOME/IP Response Message 10. DUT: Sends SOMEIP_MSG_TYPE_ERROR Message </pre>
Reference	<pre> Example for a Serialization Protocol (SOME/IP) V1.1.0 R4.1 Rev 3 s6.2.3.7 Message Type [8 Bit] [TR_SOMEIP_00055] Page 20 (MUST) </pre>
Notes	

5.1.5.6.9 SOMEIPSRV\_ONWIRE\_11: Return code for normal request response

Synopsis	The Return Code is used to signal whether a request was successfully been processed. NOTE: Checking for Normal Request Response Communication i.e. Error Code E_OK.
Prerequisites	N/a
Test setup	Topology 1
Test Input Parameters	Check section general Input Parameters
Test Procedure	<ol style="list-style-type: none"> <li>1. DUT CONFIGURE: Start Service on &lt;Diface-0&gt; with the following information <ul style="list-style-type: none"> <li>- Service ID : &lt;SERVICE-ID-1&gt;</li> <li>- Number Of Instances : 1</li> </ul> </li> <li>2. TESTER: &lt;CLIENT-1&gt; Sends SOME/IP Notification Message to DUT through &lt;Diface-0&gt; containing : <ul style="list-style-type: none"> <li>- Entry Type set to SOMEIP_ENTRY_FIND_SERVICE</li> <li>- Service ID in Entry Array set to &lt;SERVICE-ID-1&gt;</li> </ul> </li> <li>3. TESTER: &lt;CLIENT-1&gt; Listens (upto &lt;ParamListenTime&gt;) on &lt;Diface-0&gt; <ul style="list-style-type: none"> <li>- Entry Type set to SOMEIP_ENTRY_OFFER_SERVICE</li> <li>- Service ID in Entry Array set to &lt;SERVICE-ID-1&gt;</li> </ul> </li> <li>4. DUT: Sends SOME/IP Notification Message</li> <li>5. TESTER: &lt;CLIENT-1&gt; Sends SOME/IP Request Message to DUT through &lt;Diface-0&gt; containing : <ul style="list-style-type: none"> <li>- SOME/IP Packet Send Header Request ID set to &lt;CLIENT1-CURR-REQUEST-ID&gt;</li> <li>- SOME/IP Send Request Message Service ID set to &lt;SERVICE-ID-1&gt;</li> <li>- SOME/IP Send Request Message Method ID set to &lt;METHOD-ID-1-SI-1&gt;</li> </ul> </li> <li>6. TESTER: &lt;CLIENT-1&gt; Listens (upto &lt;ParamListenTime&gt;) on &lt;Diface-0&gt; <ul style="list-style-type: none"> <li>- SOME/IP Packet Expected Header Request ID set to &lt;CLIENT1-CURR-REQUEST-ID&gt;</li> <li>- SOME/IP Expected Service ID set to &lt;SERVICE-ID-1&gt;</li> <li>- SOME/IP Expected Method ID set to &lt;METHOD-ID-1-SI-1&gt;</li> </ul> </li> <li>7. DUT: Sends SOME/IP Response Message</li> <li>8. TESTER: Verify that received SOME/IP Response Message contains: <ul style="list-style-type: none"> <li>- Return Code is set to SOMEIP_RET_CODE_E_OK</li> </ul> </li> <li>9. DUT CONFIGURE: Stop Service on &lt;Diface-0&gt; with the following information <ul style="list-style-type: none"> <li>- Service ID : &lt;SERVICE-ID-1&gt;</li> </ul> </li> </ol>
Pass Criteria	<ol style="list-style-type: none"> <li>4. DUT: Sends SOME/IP Notification Message</li> <li>7. DUT: Sends SOME/IP Response Message</li> <li>8. TESTER: Verify that received SOME/IP Response Message contains: <ul style="list-style-type: none"> <li>- Return Code is set to SOMEIP_RET_CODE_E_OK</li> </ul> </li> </ol>
Reference	Example for a Serialization Protocol (SOME/IP) V1.1.0 R4.1 Rev 3 s6.2.3.8 Return Code [8 Bit] [TR_SOMEIP_00058, TR_SOMEIP_00191] Page 21 (MUST)

5.1.5.6.10 SOMEIPSRV\_ONWIRE\_12: Return code for an Unknown Method ID error

Synopsis	The Return Code is used to signal whether a request was successfully been processed. NOTE: Checking for Error in case of Unknown Method ID in Request Response Communication i.e. Error Code E_UNKNOWN_METHOD.
Prerequisites	N/a
Test setup	Topology 1
Test Input Parameters	Check section general Input Parameters
Test Procedure	<ol style="list-style-type: none"> <li>1. DUT CONFIGURE: Start Service on &lt;Diface-0&gt; with the following information <ul style="list-style-type: none"> <li>- Service ID : &lt;SERVICE-ID-1&gt;</li> <li>- Number Of Instances : 1</li> </ul> </li> <li>2. TESTER: &lt;CLIENT-1&gt; Sends SOME/IP Notification Message to DUT through &lt;Diface-0&gt; containing : <ul style="list-style-type: none"> <li>- Entry Type set to SOMEIP_ENTRY_FIND_SERVICE</li> <li>- Service ID in Entry Array set to &lt;SERVICE-ID-1&gt;</li> </ul> </li> <li>3. TESTER: &lt;CLIENT-1&gt; Listens (upto &lt;ParamListenTime&gt;) on &lt;Diface-0&gt; <ul style="list-style-type: none"> <li>- Entry Type set to SOMEIP_ENTRY_OFFER_SERVICE</li> <li>- Service ID in Entry Array set to &lt;SERVICE-ID-1&gt;</li> </ul> </li> <li>4. DUT: Sends SOME/IP Notification Message</li> <li>5. TESTER: &lt;CLIENT-1&gt; Sends SOME/IP Request Message to DUT through &lt;Diface-0&gt; containing : <ul style="list-style-type: none"> <li>- SOME/IP Packet Send Header Request ID set to &lt;CLIENT1-CURR-REQUEST-ID&gt;</li> <li>- SOME/IP Send Request Message Service ID set to &lt;SERVICE-ID-1&gt;</li> <li>- SOME/IP Send Request Message Method ID set to &lt;UNKNOWN-METHOD-ID-SI-1&gt;</li> </ul> </li> <li>6. TESTER: &lt;CLIENT-1&gt; Listens (upto &lt;ParamListenTime&gt;) on &lt;Diface-0&gt; <ul style="list-style-type: none"> <li>- SOME/IP Packet Expected Header Request ID set to &lt;CLIENT1-CURR-REQUEST-ID&gt;</li> <li>- SOME/IP Expected Service ID set to &lt;SERVICE-ID-1&gt;</li> <li>- SOME/IP Expected Method ID set to &lt;UNKNOWN-METHOD-ID-SI-1&gt;</li> </ul> </li> <li>7. DUT: Sends SOMEIP_MSG_TYPE_ERROR Message</li> <li>8. TESTER: Verify that received SOMEIP_MSG_TYPE_ERROR Message contains: <ul style="list-style-type: none"> <li>- ReturnCode is set to SOMEIP_RET_CODE_E_UNKNOWN_METHOD</li> </ul> </li> <li>9. DUT CONFIGURE: Stop Service on &lt;Diface-0&gt; with the following information <ul style="list-style-type: none"> <li>- Service ID : &lt;SERVICE-ID-1&gt;</li> </ul> </li> </ol>
Pass Criteria	<ol style="list-style-type: none"> <li>4. DUT: Sends SOME/IP Notification Message</li> <li>7. DUT: Sends SOMEIP_MSG_TYPE_ERROR Message</li> <li>8. TESTER: Verify that received SOMEIP_MSG_TYPE_ERROR Message contains: <ul style="list-style-type: none"> <li>- Return Code is set to SOMEIP_RET_CODE_E_UNKNOWN_METHOD</li> </ul> </li> </ol>
Reference	Example for a Serialization Protocol (SOME/IP) V1.1.0 R4.1 Rev 3 s6.2.3.8 Return Code [8 Bit] [TR_SOMEIP_00058, TR_SOMEIP_00191] Page 21 (MUST)
Notes	

### 5.1.5.7 RPC Protocol specification

#### 5.1.5.7.1 SOMEIPSRV\_RPC\_01: Use a single TCP connection for all Methods

Synopsis	The client and server shall use a single TCP connection for all methods, events, and notifications of a service instance. NOTE: This test is for methods.
Prerequisites	N/a
Test setup	Topology 1
Test Input Parameters	Check section general Input Parameters
Test Procedure	<ol style="list-style-type: none"> <li>1. DUT CONFIGURE: Start Service on &lt;Diface-0&gt; with the following information <ul style="list-style-type: none"> <li>- Service ID : &lt;SERVICE-ID-2&gt;</li> <li>- Number Of Instances : 1</li> </ul> </li> <li>2. TESTER: &lt;CLIENT-1&gt; Sends SOME/IP Notification Message to DUT through &lt;Diface-0&gt; containing : <ul style="list-style-type: none"> <li>- Entry Type set to SOMEIP_ENTRY_FIND_SERVICE</li> <li>- Service ID in Entry Array set to &lt;SERVICE-ID-2&gt;</li> </ul> </li> <li>3. TESTER: &lt;CLIENT-1&gt; Listens (upto &lt;ParamListenTime&gt;) on &lt;Diface-0&gt; <ul style="list-style-type: none"> <li>- Entry Type set to SOMEIP_ENTRY_OFFER_SERVICE</li> <li>- Service ID in Entry Array set to &lt;SERVICE-ID-2&gt;</li> </ul> </li> <li>4. DUT: Sends SOME/IP Notification Message</li> <li>5. TESTER: &lt;CLIENT-1&gt; Sends SOME/IP Request Message to DUT through &lt;Diface-0&gt; containing : <ul style="list-style-type: none"> <li>- SOME/IP Packet Send Header Request ID set to &lt;CLIENT1-CURR-REQUEST-ID&gt;</li> <li>- SOME/IP Packet Send Header Interface Version set to &lt;SERVICE-ID-1-INTF-VER-MAJ&gt;</li> <li>- SOME/IP Send Request Message Service ID set to &lt;SERVICE-ID-2&gt;</li> <li>- SOME/IP Send Request Message Method ID set to &lt;METHOD-ID-1-SI-2&gt;</li> </ul> </li> <li>6. TESTER: &lt;CLIENT-1&gt; Listens (upto &lt;ParamListenTime&gt;) on &lt;Diface-0&gt; <ul style="list-style-type: none"> <li>- SOME/IP Packet Expected Header Request ID set to &lt;CLIENT1-CURR-REQUEST-ID&gt;</li> <li>- SOME/IP Expected Service ID set to &lt;SERVICE-ID-2&gt;</li> <li>- SOME/IP Expected Method ID set to &lt;METHOD-ID-1-SI-2&gt;</li> <li>- SOME/IP Expected Return Code set to SOMEIP_RET_CODE_E_OK</li> </ul> </li> <li>7. DUT: Sends SOME/IP Response Message</li> <li>8. DUT CONFIGURE: Stop Service on &lt;Diface-0&gt; with the following information <ul style="list-style-type: none"> <li>- Service ID : &lt;SERVICE-ID-2&gt;</li> </ul> </li> </ol>
Pass Criteria	<ol style="list-style-type: none"> <li>4. DUT: Sends SOME/IP Notification Message</li> <li>7. DUT: Sends SOME/IP Response Message</li> </ol>
Reference	Example for a Serialization Protocol (SOME/IP) V1.1.0 R4.1 Rev 3 s6.3.1.2 TCP Binding [TR_SOMEIP_00150] Page 33 (MUST)
Notes	

5.1.5.7.2 SOMEIPSRV\_RPC\_02: Use a single TCP connection for all Notifications

Synopsis	The client and server shall use a single TCP connection for all methods, events, and notifications of a service instance. NOTE: This test is for Notifications.
Prerequisites	N/a
Test setup	Topology 1
Test Input Parameters	Check section general Input Parameters
Test Procedure	<ol style="list-style-type: none"> <li>1. DUT CONFIGURE: Start Service on &lt;Diface-0&gt; with the following information <ul style="list-style-type: none"> <li>- Service ID : &lt;SERVICE-ID-2&gt;</li> <li>- Number Of Instances : 1</li> </ul> </li> <li>2. TESTER: &lt;CLIENT-1&gt; Sends SOME/IP Notification Message to DUT through &lt;Diface-0&gt; containing : <ul style="list-style-type: none"> <li>- Entry Type set to SOMEIP_ENTRY_FIND_SERVICE</li> <li>- Service ID in Entry Array set to &lt;SERVICE-ID-2&gt;</li> </ul> </li> <li>3. TESTER: &lt;CLIENT-1&gt; Listens (upto &lt;ParamListenTime&gt;) on &lt;Diface-0&gt; <ul style="list-style-type: none"> <li>- Entry Type set to SOMEIP_ENTRY_OFFER_SERVICE</li> <li>- Service ID in Entry Array set to &lt;SERVICE-ID-2&gt;</li> </ul> </li> <li>4. DUT: Sends SOME/IP Notification Message</li> <li>5. TESTER: Extracts the content of Service Instance ID of Offer Service Entry 1 to &lt;extractedInstID1&gt;</li> <li>6.</li> <li>7. TESTER: &lt;CLIENT-1&gt; Sends SOME/IP Notification Message to DUT through &lt;Diface-0&gt; containing : <ul style="list-style-type: none"> <li>- Entry Type set to SOMEIP_ENTRY_SUBSCRIBE</li> <li>- Service ID in Subscribe Eventgroup Entry set to &lt;SERVICE-ID-2&gt;</li> <li>- EventGroup ID in Subscribe Eventgroup Entry set to &lt;EVENT-GROUP-ID-1-SI-2&gt;</li> <li>- Service Instance ID in Subscribe Eventgroup Entry set to &lt;extractedInstID1&gt;</li> </ul> </li> <li>8. TESTER: &lt;CLIENT-1&gt; Listens (upto &lt;ParamListenTime&gt;) on &lt;Diface-0&gt; <ul style="list-style-type: none"> <li>- Entry Type set to SOMEIP_ENTRY_SUBSCRIBE_ACK</li> <li>- SOME/IP Expected Service ID in Subscribe EventGroup Ack Entry set to &lt;SERVICE-ID-2&gt;</li> <li>- SOME/IP Expected Service Instance ID in Subscribe EventGroup Ack Entry set to &lt;extractedInstID1&gt;</li> <li>- SOME/IP Expected EventGroup ID in Subscribe EventGroup Ack Entry set to &lt;EVENT-GROUP-ID-1-SI-2&gt;</li> </ul> </li> <li>9. DUT: Sends SOME/IP Notification Message</li> <li>10. TESTER: &lt;CLIENT-1&gt; Listens (upto &lt;ParamListenTime&gt;) on &lt;Diface-0&gt; <ul style="list-style-type: none"> <li>- SOME/IP Expected Service ID set to &lt;SERVICE-ID-2&gt;</li> <li>- SOME/IP Expected Return Code set to SOMEIP_RET_CODE_E_OK</li> <li>- SOME/IP Expected Event ID in SOME/IP Header set to &lt;EVENT-ID-1-EG-ID-2&gt;</li> </ul> </li> </ol>

OPEN Alliance

	11. DUT: Sends SOME/IP Notification Message 12. DUT CONFIGURE: Stop Service on <Diface-0> with the following information - Service ID : <SERVICE-ID-2>
Pass Criteria	4. DUT: Sends SOME/IP Notification Message 9. DUT: Sends SOME/IP Notification Message 11. DUT: Sends SOME/IP Notification Message
Reference	Example for a Serialization Protocol (SOME/IP) V1.1.0 R4.1 Rev 3 s6.3.1.2 TCP Binding [TR_SOMEIP_00150] Page 33 (MUST)
Notes	



5.1.5.7.3 SOMEIPSRV\_RPC\_03: Getter of a field method

Synopsis	The getter of a field shall be a request/response call that has an empty payload in the request message and the value of the field in the payload of the response message.
Prerequisites	N/a
Test setup	Topology 1
Test Input Parameters	Check section general Input Parameters
Test Procedure	<ol style="list-style-type: none"> <li>1. DUT CONFIGURE: Start Service on &lt;Diface-0&gt; with the following information <ul style="list-style-type: none"> <li>- Service ID : &lt;SERVICE-ID-1&gt;</li> <li>- Number Of Instances : 1</li> </ul> </li> <li>2. TESTER: &lt;CLIENT-1&gt; Sends SOME/IP Notification Message to DUT through &lt;Diface-0&gt; containing : <ul style="list-style-type: none"> <li>- Entry Type set to SOMEIP_ENTRY_FIND_SERVICE</li> <li>- Service ID in Entry Array set to &lt;SERVICE-ID-1&gt;</li> </ul> </li> <li>3. TESTER: &lt;CLIENT-1&gt; Listens (upto &lt;ParamListenTime&gt;) on &lt;Diface-0&gt; <ul style="list-style-type: none"> <li>- Entry Type set to SOMEIP_ENTRY_OFFER_SERVICE</li> <li>- Service ID in Entry Array set to &lt;SERVICE-ID-1&gt;</li> </ul> </li> <li>4. DUT: Sends SOME/IP Notification Message</li> <li>5. TESTER: &lt;CLIENT-1&gt; Sends SOME/IP Request Message to DUT through &lt;Diface-0&gt; containing : <ul style="list-style-type: none"> <li>- SOME/IP Packet Send Header Request ID set to &lt;CLIENT1-CURR-REQUEST-ID&gt;</li> <li>- SOME/IP Packet Send Header Interface Version set to &lt;SERVICE-ID-1-INTF-VER-MAJ&gt;</li> <li>- SOME/IP Send Request Message Service ID set to &lt;SERVICE-ID-1&gt;</li> <li>- SOME/IP Send Request Message Method ID set to &lt;METHOD-ID-GET-SI-1&gt;</li> </ul> </li> <li>6. TESTER: &lt;CLIENT-1&gt; Listens (upto &lt;ParamListenTime&gt;) on &lt;Diface-0&gt; <ul style="list-style-type: none"> <li>- SOME/IP Packet Expected Header Request ID set to &lt;CLIENT1-CURR-REQUEST-ID&gt;</li> <li>- SOME/IP Expected Service ID set to &lt;SERVICE-ID-1&gt;</li> <li>- SOME/IP Expected Method ID set to &lt;METHOD-ID-GET-SI-1&gt;</li> <li>- SOME/IP Expected Return Code set to SOMEIP_RET_CODE_E_OK</li> </ul> </li> <li>7. DUT: Sends SOME/IP Response Message</li> <li>8. TESTER: Extracts the content of SOME/IP Packet Length to &lt;extractedPktLen&gt;</li> <li>9. TESTER: Verify that received SOME/IP Response Message contains: <ul style="list-style-type: none"> <li>- SOME/IP Expected Response Message Payload is set to &lt;METHOD-ID-GET-SI-1-RESP-PAYLOAD-SERIALIZED&gt;</li> </ul> </li> <li>10. DUT CONFIGURE: Stop Service on &lt;Diface-0&gt; with the following information <ul style="list-style-type: none"> <li>- Service ID : &lt;SERVICE-ID-1&gt;</li> </ul> </li> </ol>
Pass Criteria	<ol style="list-style-type: none"> <li>4. DUT: Sends SOME/IP Notification Message</li> <li>7. DUT: Sends SOME/IP Response Message</li> </ol>

	9. TESTER: Verify that received SOME/IP Response Message contains: - SOME/IP Expected Response Message Payload is set to <METHOD-ID-GET-SI-1-RESP-PAYLOAD-SERIALIZED>
Reference	Example for a Serialization Protocol (SOME/IP) V1.1.0 R4.1 Rev 3 s6.3.5 Fields [TR_SOMEIP_00181] Page 38 (MUST)
Notes	

5.1.5.7.4 SOMEIPSRV\_RPC\_04: Fire & forget requests

Synopsis	Requests without response message are called fire&forget. The implementation is basically the same as for Request/Response with the following differences: There is no response message. The message type is set to REQUEST_NO_RETURN (i.e. 0x01).
Prerequisites	N/a
Test setup	Topology 1
Test Input Parameters	Check section general Input Parameters
Test Procedure	<ol style="list-style-type: none"> <li>1. DUT CONFIGURE: Start Service on &lt;Diface-0&gt; with the following information <ul style="list-style-type: none"> <li>- Service ID : &lt;SERVICE-ID-1&gt;</li> <li>- Number Of Instances : 1</li> </ul> </li> <li>2. TESTER: &lt;CLIENT-1&gt; Sends SOME/IP Notification Message to DUT through &lt;Diface-0&gt; containing : <ul style="list-style-type: none"> <li>- Entry Type set to SOMEIP_ENTRY_FIND_SERVICE</li> <li>- Service ID in Entry Array set to &lt;SERVICE-ID-1&gt;</li> </ul> </li> <li>3. TESTER: &lt;CLIENT-1&gt; Listens (upto &lt;ParamListenTime&gt;) on &lt;Diface-0&gt; <ul style="list-style-type: none"> <li>- Entry Type set to SOMEIP_ENTRY_OFFER_SERVICE</li> <li>- Service ID in Entry Array set to &lt;SERVICE-ID-1&gt;</li> </ul> </li> <li>4. DUT: Sends SOME/IP Notification Message</li> <li>5. TESTER: &lt;CLIENT-1&gt; Sends SOMEIP_MSG_TYPE_REQUEST_NO_RETURN Message to DUT through &lt;Diface-0&gt; containing : <ul style="list-style-type: none"> <li>- SOME/IP Packet Send Header Request ID set to &lt;CLIENT1-CURR-REQUEST-ID&gt;</li> <li>- SOME/IP Packet Send Header Interface Version set to &lt;SERVICE-ID-1-INTF-VER-MAJ&gt;</li> <li>- SOME/IP Send Request Message Service ID set to &lt;SERVICE-ID-1&gt;</li> <li>- SOME/IP Send Request Message Method ID set to &lt;METHOD-ID-1-SI-1&gt;</li> </ul> </li> <li>6. TESTER: &lt;CLIENT-1&gt; Listens (upto &lt;ParamListenTime&gt;) on &lt;Diface-0&gt; <ul style="list-style-type: none"> <li>- SOME/IP Packet Expected Header Request ID set to &lt;CLIENT1-CURR-REQUEST-ID&gt;</li> <li>- SOME/IP Expected Service ID set to &lt;SERVICE-ID-1&gt;</li> <li>- SOME/IP Expected Method ID set to &lt;METHOD-ID-1-SI-1&gt;</li> <li>- SOME/IP Expected Return Code set to SOMEIP_RET_CODE_E_OK</li> </ul> </li> <li>7. DUT: Does not send SOME/IP Response Message</li> <li>8. DUT CONFIGURE: Stop Service on &lt;Diface-0&gt; with the following information <ul style="list-style-type: none"> <li>- Service ID : &lt;SERVICE-ID-1&gt;</li> </ul> </li> </ol>
Pass Criteria	<ol style="list-style-type: none"> <li>4. DUT: Sends SOME/IP Notification Message</li> <li>7. DUT: Does not send SOME/IP Response Message</li> </ol>
Reference	Example for a Serialization Protocol (SOME/IP) V1.1.0 R4.1 Rev 3 s6.2.3.7 Message Type [8 Bit] [TR_SOMEIP_00055] Page 20 (MUST)

	Example for a Serialization Protocol (SOME/IP) V1.1.0 R4.1 Rev 3 s6.3.3 Fire&Forget Communication [TR_SOMEIP_00170] Page 36 (MUST)
Notes	

5.1.5.7.5 SOMEIPSRV\_RPC\_05: Fire & forget requests shall return no error

Synopsis	Fire & Forget messages shall not return an error. The system shall not return an error message for fire&forget methods.
Prerequisites	N/a
Test setup	Topology 1
Test Input Parameters	Check section general Input Parameters
Test Procedure	<p>1. DUT CONFIGURE: Start Service on &lt;Diface-0&gt; with the following information</p> <ul style="list-style-type: none"> <li>- Service ID : &lt;SERVICE-ID-1&gt;</li> <li>- Number Of Instances : 1</li> </ul> <p>2. TESTER: &lt;CLIENT-1&gt; Sends SOME/IP Notification Message to DUT through &lt;Diface-0&gt; containing :</p> <ul style="list-style-type: none"> <li>- Entry Type set to SOMEIP_ENTRY_FIND_SERVICE</li> <li>- Service ID in Entry Array set to &lt;SERVICE-ID-1&gt;</li> </ul> <p>3. TESTER: &lt;CLIENT-1&gt; Listens (upto &lt;ParamListenTime&gt;) on &lt;Diface-0&gt;</p> <ul style="list-style-type: none"> <li>- Entry Type set to SOMEIP_ENTRY_OFFER_SERVICE</li> <li>- Service ID in Entry Array set to &lt;SERVICE-ID-1&gt;</li> </ul> <p>4. DUT: Sends SOME/IP Notification Message</p> <p>5. TESTER: &lt;CLIENT-1&gt; Sends SOMEIP_MSG_TYPE_REQUEST_NO_RETURN Message to DUT through &lt;Diface-0&gt; containing :</p> <ul style="list-style-type: none"> <li>- SOME/IP Packet Send Header Request ID set to &lt;CLIENT1-CURR-REQUEST-ID&gt;</li> <li>- SOME/IP Packet Send Header Interface Version set to &lt;SERVICE-ID-1-INTF-VER-MAJ&gt;</li> <li>- SOME/IP Send Request Message Service ID set to &lt;SERVICE-ID-1&gt;</li> <li>- SOME/IP Send Request Message Method ID set to &lt;UNKNOWN-METHOD-ID-SI-1&gt;</li> </ul> <p>6. TESTER: &lt;CLIENT-1&gt; Listens (upto &lt;ParamListenTime&gt;) on &lt;Diface-0&gt;</p> <ul style="list-style-type: none"> <li>- SOME/IP Packet Expected Header Request ID set to &lt;CLIENT1-CURR-REQUEST-ID&gt;</li> <li>- SOME/IP Expected Service ID set to &lt;SERVICE-ID-1&gt;</li> <li>- SOME/IP Expected Method ID set to &lt;UNKNOWN-METHOD-ID-SI-1&gt;</li> <li>- SOME/IP Expected Return Code set to SOMEIP_RET_CODE_E_UNKNOWN_METHOD</li> </ul> <p>7. DUT: Does not send SOMEIP_MSG_TYPE_ERROR Message</p> <p>8. DUT CONFIGURE: Stop Service on &lt;Diface-0&gt; with the following information</p> <ul style="list-style-type: none"> <li>- Service ID : &lt;SERVICE-ID-1&gt;</li> </ul>
Pass Criteria	<p>4. DUT: Sends SOME/IP Notification Message</p> <p>7. DUT: Does not send SOMEIP_MSG_TYPE_ERROR Message</p>
Reference	Example for a Serialization Protocol (SOME/IP) V1.1.0 R4.1 Rev 3 s6.3.3 Fire&Forget Communication [TR_SOMEIP_00171, TR_SOMEIP_00189] (MUST)

5.1.5.7.6 SOMEIPSRV\_RPC\_06: Error handling the the bits of the return code

Synopsis	The Error Handling is based on an 8 Bit Std_returnType . The two most significant bits are reserved and shall be set to 0.
Prerequisites	N/a
Test setup	Topology 1
Test Input Parameters	Check section general Input Parameters
Test Procedure	<p>1. DUT CONFIGURE: Start Service on &lt;Diface-0&gt; with the following information</p> <ul style="list-style-type: none"> <li>- Service ID : &lt;SERVICE-ID-1&gt;</li> <li>- Number Of Instances : 1</li> </ul> <p>2. TESTER: &lt;CLIENT-1&gt; Sends SOME/IP Notification Message to DUT through &lt;Diface-0&gt; containing :</p> <ul style="list-style-type: none"> <li>- Entry Type set to SOMEIP_ENTRY_FIND_SERVICE</li> <li>- Service ID in Entry Array set to &lt;SERVICE-ID-1&gt;</li> </ul> <p>3. TESTER: &lt;CLIENT-1&gt; Listens (upto &lt;ParamListenTime&gt;) on &lt;Diface-0&gt;</p> <ul style="list-style-type: none"> <li>- Entry Type set to SOMEIP_ENTRY_OFFER_SERVICE</li> <li>- Service ID in Entry Array set to &lt;SERVICE-ID-1&gt;</li> </ul> <p>4. DUT: Sends SOME/IP Notification Message</p> <p>5. TESTER: &lt;CLIENT-1&gt; Sends SOME/IP Request Message to DUT through &lt;Diface-0&gt; containing :</p> <ul style="list-style-type: none"> <li>- SOME/IP Packet Send Header Request ID set to &lt;CLIENT1-CURR-REQUEST-ID&gt;</li> <li>- SOME/IP Packet Send Header Interface Version set to &lt;SERVICE-ID-1-INTF-VER-MAJ&gt;</li> <li>- SOME/IP Send Request Message Service ID set to &lt;SERVICE-ID-1&gt;</li> <li>- SOME/IP Send Request Message Method ID set to &lt;UNKNOWN-METHOD-ID-SI-1&gt;</li> </ul> <p>6. TESTER: &lt;CLIENT-1&gt; Listens (upto &lt;ParamListenTime&gt;) on &lt;Diface-0&gt;</p> <ul style="list-style-type: none"> <li>- SOME/IP Packet Expected Header Request ID set to &lt;CLIENT1-CURR-REQUEST-ID&gt;</li> <li>- SOME/IP Expected Service ID set to &lt;SERVICE-ID-1&gt;</li> <li>- SOME/IP Expected Method ID set to &lt;UNKNOWN-METHOD-ID-SI-1&gt;</li> </ul> <p>7. DUT: Sends SOMEIP_MSG_TYPE_ERROR Message</p> <p>8. TESTER: Verify that received SOMEIP_MSG_TYPE_ERROR Message contains:</p> <ul style="list-style-type: none"> <li>- Most Significant 2 bits in Return Code is set to 0</li> </ul> <p>9. DUT CONFIGURE: Stop Service on &lt;Diface-0&gt; with the following information</p> <ul style="list-style-type: none"> <li>- Service ID : &lt;SERVICE-ID-1&gt;</li> </ul>
Pass Criteria	<p>4. DUT: Sends SOME/IP Notification Message</p> <p>7. DUT: Sends SOMEIP_MSG_TYPE_ERROR Message</p> <p>8. TESTER: Verify that received SOMEIP_MSG_TYPE_ERROR Message</p>

OPEN Alliance

	contains: - Most Significant 2 bits in Return Code is set to 0
Reference	Example for a Serialization Protocol (SOME/IP) V1.1.0 R4.1 Rev 3 s6.3.6.2 Return Code [TR_SOMEIP_00187] Page 38 (MUST)
Notes	

5.1.5.7.7 SOMEIPSRV\_RPC\_07: Ignore the two most significant bits from return code

Synopsis	The receiver of a return code shall ignore the values of the two most significant bits.
Prerequisites	N/a
Test setup	Topology 1
Test Input Parameters	Check section general Input Parameters
Test Procedure	<p>1. DUT CONFIGURE: Start Service on &lt;Diface-0&gt; with the following information</p> <ul style="list-style-type: none"> <li>- Service ID : &lt;SERVICE-ID-1&gt;</li> <li>- Number Of Instances : 1</li> </ul> <p>2. TESTER: &lt;CLIENT-1&gt; Sends SOME/IP Notification Message to DUT through &lt;Diface-0&gt; containing :</p> <ul style="list-style-type: none"> <li>- Entry Type set to SOMEIP_ENTRY_FIND_SERVICE</li> <li>- Service ID in Entry Array set to &lt;SERVICE-ID-1&gt;</li> </ul> <p>3. TESTER: &lt;CLIENT-1&gt; Listens (upto &lt;ParamListenTime&gt;) on &lt;Diface-0&gt;</p> <ul style="list-style-type: none"> <li>- Entry Type set to SOMEIP_ENTRY_OFFER_SERVICE</li> <li>- Service ID in Entry Array set to &lt;SERVICE-ID-1&gt;</li> </ul> <p>4. DUT: Sends SOME/IP Notification Message</p> <p>5. TESTER: &lt;CLIENT-1&gt; Sends SOME/IP Request Message to DUT through &lt;Diface-0&gt; containing :</p> <ul style="list-style-type: none"> <li>- SOME/IP Packet Send Header Request ID set to &lt;CLIENT1-CURR-REQUEST-ID&gt;</li> <li>- SOME/IP Packet Send Header Interface Version set to &lt;SERVICE-ID-1-INTF-VER-MAJ&gt;</li> <li>- SOME/IP Packet Header Return Code set to 0xC0</li> <li>- SOME/IP Send Request Message Service ID set to &lt;SERVICE-ID-1&gt;</li> <li>- SOME/IP Send Request Message Method ID set to &lt;METHOD-ID-1-SI-1&gt;</li> </ul> <p>6. TESTER: &lt;CLIENT-1&gt; Listens (upto &lt;ParamListenTime&gt;) on &lt;Diface-0&gt;</p> <ul style="list-style-type: none"> <li>- SOME/IP Packet Expected Header Request ID set to &lt;CLIENT1-CURR-REQUEST-ID&gt;</li> <li>- SOME/IP Expected Service ID set to &lt;SERVICE-ID-1&gt;</li> <li>- SOME/IP Expected Method ID set to &lt;METHOD-ID-1-SI-1&gt;</li> <li>- SOME/IP Expected Return Code set to SOMEIP_RET_CODE_E_OK</li> </ul> <p>7. DUT: Sends SOME/IP Response Message</p> <p>8. DUT CONFIGURE: Stop Service on &lt;Diface-0&gt; with the following information</p> <ul style="list-style-type: none"> <li>- Service ID : &lt;SERVICE-ID-1&gt;</li> </ul>
Pass Criteria	<p>4. DUT: Sends SOME/IP Notification Message</p> <p>7. DUT: Sends SOME/IP Response Message</p>
Reference	Example for a Serialization Protocol (SOME/IP) V1.1.0 R4.1 Rev 3 s6.3.6.2 Return Code [TR_SOMEIP_00187] Page 38 (MUST)



5.1.5.7.8 SOMEIPSRV\_RPC\_08: Do not reply to messages already carrying an error

Synopsis	Implementations shall not answer with errors to SOME/IP message already carrying an error (i.e. return code 0x01 - 0x1f).
Prerequisites	N/a
Test setup	Topology 1
Test Input Parameters	Check section general Input Parameters
Test Procedure	<ol style="list-style-type: none"> <li>1. DUT CONFIGURE: Start Service on &lt;Diface-0&gt; with the following information             <ul style="list-style-type: none"> <li>- Service ID : &lt;SERVICE-ID-1&gt;</li> <li>- Number Of Instances : 1</li> </ul> </li> <li>2. TESTER: &lt;CLIENT-1&gt; Sends SOME/IP Notification Message to DUT through &lt;Diface-0&gt; containing :             <ul style="list-style-type: none"> <li>- Entry Type set to SOMEIP_ENTRY_FIND_SERVICE</li> <li>- Service ID in Entry Array set to &lt;SERVICE-ID-1&gt;</li> </ul> </li> <li>3. TESTER: &lt;CLIENT-1&gt; Listens (upto &lt;ParamListenTime&gt;) on &lt;Diface-0&gt;             <ul style="list-style-type: none"> <li>- Entry Type set to SOMEIP_ENTRY_OFFER_SERVICE</li> <li>- Service ID in Entry Array set to &lt;SERVICE-ID-1&gt;</li> </ul> </li> <li>4. DUT: Sends SOME/IP Notification Message</li> <li>5. TESTER: &lt;CLIENT-1&gt; Sends SOME/IP Request Message to DUT through &lt;Diface-0&gt; containing :             <ul style="list-style-type: none"> <li>- SOME/IP Packet Send Header Request ID set to &lt;CLIENT1-CURR-REQUEST-ID&gt;</li> <li>- SOME/IP Packet Send Header Interface Version set to &lt;SERVICE-ID-1-INTF-VER-MAJ&gt;</li> <li>- SOME/IP Packet Header Return Code set to 0x01</li> <li>- SOME/IP Send Request Message Service ID set to &lt;SERVICE-ID-1&gt;</li> <li>- SOME/IP Send Request Message Method ID set to &lt;METHOD-ID-1-SI-1&gt;</li> </ul> </li> <li>6. TESTER: &lt;CLIENT-1&gt; Listens (upto &lt;ParamListenTime&gt;) on &lt;Diface-0&gt;             <ul style="list-style-type: none"> <li>- SOME/IP Packet Expected Header Request ID set to &lt;CLIENT1-CURR-REQUEST-ID&gt;</li> <li>- SOME/IP Expected Service ID set to &lt;SERVICE-ID-1&gt;</li> <li>- SOME/IP Expected Method ID set to &lt;METHOD-ID-1-SI-1&gt;</li> </ul> </li> <li>7. DUT: Does not send SOMEIP_MSG_TYPE_ERROR Message</li> <li>8. TESTER: &lt;CLIENT-1&gt; Sends SOME/IP Request Message to DUT through &lt;Diface-0&gt; containing :             <ul style="list-style-type: none"> <li>- SOME/IP Packet Send Header Request ID set to &lt;CLIENT1-CURR-REQUEST-ID&gt;</li> <li>- SOME/IP Packet Send Header Interface Version set to &lt;SERVICE-ID-1-INTF-VER-MAJ&gt;</li> <li>- SOME/IP Packet Header Return Code set to 0x1f</li> <li>- SOME/IP Send Request Message Service ID set to &lt;SERVICE-ID-1&gt;</li> <li>- SOME/IP Send Request Message Method ID set to &lt;METHOD-ID-1-SI-1&gt;</li> </ul> </li> </ol>

OPEN Alliance

	<p>9. TESTER: &lt;CLIENT-1&gt; Listens (upto &lt;ParamListenTime&gt;) on &lt;Diface-0&gt;</p> <ul style="list-style-type: none"> <li>- SOME/IP Packet Expected Header Request ID set to &lt;CLIENT1-CURR-REQUEST-ID&gt;</li> <li>- SOME/IP Expected Service ID set to &lt;SERVICE-ID-1&gt;</li> <li>- SOME/IP Expected Method ID set to &lt;METHOD-ID-1-SI-1&gt;</li> </ul> <p>10. DUT: Does not send SOMEIP_MSG_TYPE_ERROR Message</p> <p>11. DUT CONFIGURE: Stop Service on &lt;Diface-0&gt; with the following information</p> <ul style="list-style-type: none"> <li>- Service ID : &lt;SERVICE-ID-1&gt;</li> </ul>
Pass Criteria	<p>4. DUT: Sends SOME/IP Notification Message</p> <p>7. DUT: Does not send SOMEIP_MSG_TYPE_ERROR Message</p> <p>10. DUT: Does not send SOMEIP_MSG_TYPE_ERROR Message</p>
Reference	<p>Example for a Serialization Protocol (SOME/IP) V1.1.0 R4.1 Rev 3 s6.3.6.2 Return Code [TR_SOMEIP_00539] Page 40 (MUST)</p>
Notes	

5.1.5.7.9 SOMEIPSRV\_RPC\_09: No payload in Error message

Synopsis	For request/response methods the error message shall copy over the fields of the SOME/IP header (i.e. Message ID, Request ID, and Interface Version) but not the payload. In addition Message Type and Return Code have to be set to the appropriate values. NOTE: Checking for No Payload in Error message.
Prerequisites	N/a
Test setup	Topology 1
Test Input Parameters	Check section general Input Parameters
Test Procedure	<ol style="list-style-type: none"> <li>1. DUT CONFIGURE: Start Service on &lt;Diface-0&gt; with the following information <ul style="list-style-type: none"> <li>- Service ID : &lt;SERVICE-ID-1&gt;</li> <li>- Number Of Instances : 1</li> </ul> </li> <li>2. TESTER: &lt;CLIENT-1&gt; Sends SOME/IP Notification Message to DUT through &lt;Diface-0&gt; containing : <ul style="list-style-type: none"> <li>- Entry Type set to SOMEIP_ENTRY_FIND_SERVICE</li> <li>- Service ID in Entry Array set to &lt;SERVICE-ID-1&gt;</li> </ul> </li> <li>3. TESTER: &lt;CLIENT-1&gt; Listens (upto &lt;ParamListenTime&gt;) on &lt;Diface-0&gt; <ul style="list-style-type: none"> <li>- Entry Type set to SOMEIP_ENTRY_OFFER_SERVICE</li> <li>- Service ID in Entry Array set to &lt;SERVICE-ID-1&gt;</li> </ul> </li> <li>4. DUT: Sends SOME/IP Notification Message</li> <li>5. TESTER: &lt;CLIENT-1&gt; Sends SOME/IP Request Message to DUT through &lt;Diface-0&gt; containing : <ul style="list-style-type: none"> <li>- SOME/IP Packet Send Header Request ID set to &lt;CLIENT1-CURR-REQUEST-ID&gt;</li> <li>- SOME/IP Packet Send Header Interface Version set to &lt;SERVICE-ID-1-INTF-VER-MAJ&gt;</li> <li>- SOME/IP Send Request Message Service ID set to &lt;SERVICE-ID-1&gt;</li> <li>- SOME/IP Send Request Message Method ID set to &lt;UNKNOWN-METHOD-ID-SI-1&gt;</li> </ul> </li> <li>6. TESTER: &lt;CLIENT-1&gt; Listens (upto &lt;ParamListenTime&gt;) on &lt;Diface-0&gt; <ul style="list-style-type: none"> <li>- SOME/IP Packet Expected Header Request ID set to &lt;CLIENT1-CURR-REQUEST-ID&gt;</li> <li>- SOME/IP Expected Service ID set to &lt;SERVICE-ID-1&gt;</li> <li>- SOME/IP Expected Method ID set to &lt;UNKNOWN-METHOD-ID-SI-1&gt;</li> <li>- SOME/IP Expected Return Code set to SOMEIP_RET_CODE_E_UNKNOWN_METHOD</li> </ul> </li> <li>7. DUT: Sends SOMEIP_MSG_TYPE_ERROR Message</li> <li>8. TESTER: Verify that received SOMEIP_MSG_TYPE_ERROR Message contains: <ul style="list-style-type: none"> <li>- SOME/IP Packet Header Length is set to 8</li> </ul> </li> <li>9. DUT CONFIGURE: Stop Service on &lt;Diface-0&gt; with the following information <ul style="list-style-type: none"> <li>- Service ID : &lt;SERVICE-ID-1&gt;</li> </ul> </li> </ol>
Pass Criteria	<ol style="list-style-type: none"> <li>4. DUT: Sends SOME/IP Notification Message</li> <li>7. DUT: Sends SOMEIP_MSG_TYPE_ERROR Message</li> <li>8. TESTER: Verify that received SOMEIP_MSG_TYPE_ERROR Message</li> </ol>

OPEN Alliance

	contains: - SOME/IP Packet Header Length is set to 8
Reference	Example for a Serialization Protocol (SOME/IP) V1.1.0 R4.1 Rev 3 s6.3.6.2 Return Code [TR_SOMEIP_00190] Page 39 (MUST)
Notes	

5.1.5.7.10 SOMEIPSRV\_RPC\_10: Do not return an error if Message Type is incorrect

Synopsis	The system shall not return an error message for events/notifications and fire&forget methods if the Message Type is set incorrectly to Request or Response. NOTE: Checking for Fire and Forget Method.
Prerequisites	N/a
Test setup	Topology 1
Test Input Parameters	Check section general Input Parameters
Test Procedure	<ol style="list-style-type: none"> <li>1. DUT CONFIGURE: Start Service on &lt;Diface-0&gt; with the following information <ul style="list-style-type: none"> <li>- Service ID : &lt;SERVICE-ID-1&gt;</li> <li>- Number Of Instances : 1</li> </ul> </li> <li>2. TESTER: &lt;CLIENT-1&gt; Sends SOME/IP Notification Message to DUT through &lt;Diface-0&gt; containing : <ul style="list-style-type: none"> <li>- Entry Type set to SOMEIP_ENTRY_FIND_SERVICE</li> <li>- Service ID in Entry Array set to &lt;SERVICE-ID-1&gt;</li> </ul> </li> <li>3. TESTER: &lt;CLIENT-1&gt; Listens (upto &lt;ParamListenTime&gt;) on &lt;Diface-0&gt; <ul style="list-style-type: none"> <li>- Entry Type set to SOMEIP_ENTRY_OFFER_SERVICE</li> <li>- Service ID in Entry Array set to &lt;SERVICE-ID-1&gt;</li> </ul> </li> <li>4. DUT: Sends SOME/IP Notification Message</li> <li>5. TESTER: &lt;CLIENT-1&gt; Sends SOME/IP Request Message to DUT through &lt;Diface-0&gt; containing : <ul style="list-style-type: none"> <li>- SOME/IP Packet Send Header Request ID set to &lt;CLIENT1-CURR-REQUEST-ID&gt;</li> <li>- SOME/IP Packet Send Header Interface Version set to &lt;SERVICE-ID-1-INTF-VER-MAJ&gt;</li> <li>- SOME/IP Send Request Message Service ID set to &lt;SERVICE-ID-1&gt;</li> <li>- SOME/IP Send Request Message Method ID set to &lt;METHOD-ID-FIRE-FORGET-SI-1&gt;</li> </ul> </li> <li>6. TESTER: &lt;CLIENT-1&gt; Listens (upto &lt;ParamListenTime&gt;) on &lt;Diface-0&gt; <ul style="list-style-type: none"> <li>- SOME/IP Packet Expected Header Request ID set to &lt;CLIENT1-CURR-REQUEST-ID&gt;</li> <li>- SOME/IP Expected Service ID set to &lt;SERVICE-ID-1&gt;</li> <li>- SOME/IP Expected Method ID set to &lt;METHOD-ID-FIRE-FORGET-SI-1&gt;</li> <li>- SOME/IP Expected Return Code set to SOMEIP_RET_CODE_E_NOT_OK</li> </ul> </li> <li>7. DUT: Does not send SOMEIP_MSG_TYPE_ERROR Message</li> <li>8. DUT CONFIGURE: Stop Service on &lt;Diface-0&gt; with the following information <ul style="list-style-type: none"> <li>- Service ID : &lt;SERVICE-ID-1&gt;</li> </ul> </li> </ol>
Pass Criteria	<ol style="list-style-type: none"> <li>4. DUT: Sends SOME/IP Notification Message</li> <li>7. DUT: Does not send SOMEIP_MSG_TYPE_ERROR Message</li> </ol>
Reference	Example for a Serialization Protocol (SOME/IP) V1.1.0 R4.1 Rev 3 s6.3.6.2 Return Code [TR_SOMEIP_00537] Page 39 (MUST)

Notes	
-------	--

5.1.5.7.11 SOMEIPSRV\_RPC\_11: Setter of a field and payload

Synopsis	The setter of a field shall be a request/response call that has the desired valued of the field in the payload of the request message and the value that was set to field in the payload of the response message.
Prerequisites	N/a
Test setup	Topology 1
Test Input Parameters	Check section general Input Parameters
Test Procedure	<ol style="list-style-type: none"> <li>1. DUT CONFIGURE: Start Service on &lt;Diface-0&gt; with the following information <ul style="list-style-type: none"> <li>- Service ID : &lt;SERVICE-ID-1&gt;</li> <li>- Number Of Instances : 1</li> </ul> </li> <li>2. TESTER: &lt;CLIENT-1&gt; Sends SOME/IP Notification Message to DUT through &lt;Diface-0&gt; containing : <ul style="list-style-type: none"> <li>- Entry Type set to SOMEIP_ENTRY_FIND_SERVICE</li> <li>- Service ID in Entry Array set to &lt;SERVICE-ID-1&gt;</li> </ul> </li> <li>3. TESTER: &lt;CLIENT-1&gt; Listens (upto &lt;ParamListenTime&gt;) on &lt;Diface-0&gt; <ul style="list-style-type: none"> <li>- Entry Type set to SOMEIP_ENTRY_OFFER_SERVICE</li> <li>- Service ID in Entry Array set to &lt;SERVICE-ID-1&gt;</li> </ul> </li> <li>4. DUT: Sends SOME/IP Notification Message</li> <li>5. TESTER: &lt;CLIENT-1&gt; Sends SOME/IP Request Message to DUT through &lt;Diface-0&gt; containing : <ul style="list-style-type: none"> <li>- SOME/IP Packet Send Header Request ID set to &lt;CLIENT1-CURR-REQUEST-ID&gt;</li> <li>- SOME/IP Packet Send Header Interface Version set to &lt;SERVICE-ID-1-INTF-VER-MAJ&gt;</li> <li>- SOME/IP Send Request Message Service ID set to &lt;SERVICE-ID-1&gt;</li> <li>- SOME/IP Send Request Message Method ID set to &lt;METHOD-ID-2-SI-1&gt;</li> </ul> </li> <li>6. TESTER: &lt;CLIENT-1&gt; Listens (upto &lt;ParamListenTime&gt;) on &lt;Diface-0&gt; <ul style="list-style-type: none"> <li>- SOME/IP Packet Expected Header Request ID set to &lt;CLIENT1-CURR-REQUEST-ID&gt;</li> <li>- SOME/IP Expected Service ID set to &lt;SERVICE-ID-1&gt;</li> <li>- SOME/IP Expected Method ID set to &lt;METHOD-ID-2-SI-1&gt;</li> <li>- SOME/IP Expected Return Code set to SOMEIP_RET_CODE_E_OK</li> </ul> </li> <li>7. DUT: Sends SOME/IP Response Message</li> <li>8. TESTER: Verify that received SOME/IP Response Message contains: <ul style="list-style-type: none"> <li>- SOME/IP Packet Header Length is greater than 8</li> <li>- SOME/IP Expected Response Message Payload is set to &lt;METHOD-ID-2-SI-1-RESP-SERIALIZED&gt;</li> </ul> </li> <li>9. DUT CONFIGURE: Stop Service on &lt;Diface-0&gt; with the following information <ul style="list-style-type: none"> <li>- Service ID : &lt;SERVICE-ID-1&gt;</li> </ul> </li> </ol>

OPEN Alliance

Pass Criteria	<p>4. DUT: Sends SOME/IP Notification Message</p> <p>7. DUT: Sends SOME/IP Response Message</p> <p>8. TESTER: Verify that received SOME/IP Response Message contains:</p> <ul style="list-style-type: none"> <li>- SOME/IP Packet Header Length is greater than 8</li> <li>- SOME/IP Expected Response Message Payload is set to &lt;METHOD-ID-2-SI-1-RESP-SERIALIZED&gt;</li> </ul>
Reference	<p>Example for a Serialization Protocol (SOME/IP) V1.1.0 R4.1 Rev 3 s6.3.5 Fields [TR_SOMEIP_00182] Page 38 (MUST)</p>
Notes	

5.1.5.7.12 SOMEIPSRV\_RPC\_13: Different services can share the same port

Synopsis	While different Services shall be able to share the same port number of the transport layer protocol used, multiple Service-Instances of the same service on one single ECU shall listen on different ports per Service-Instance. NOTE: Checking For case - Different Services same port.
Prerequisites	N/a
Test setup	Topology 1
Test Input Parameters	Check section general Input Parameters
Test Procedure	<ol style="list-style-type: none"> <li>1. DUT CONFIGURE: Start Service on &lt;Diface-0&gt; with the following information <ul style="list-style-type: none"> <li>- Service ID : &lt;SERVICE-ID-1&gt;</li> <li>- Number Of Instances : 1</li> </ul> </li> <li>2. DUT CONFIGURE: Start Service on &lt;Diface-0&gt; with the following information <ul style="list-style-type: none"> <li>- Service ID : &lt;SERVICE-ID-2&gt;</li> <li>- Number Of Instances : 1</li> </ul> </li> <li>3. TESTER: &lt;CLIENT-1&gt; Sends SOME/IP Notification Message to DUT through &lt;Diface-0&gt; containing : <ul style="list-style-type: none"> <li>- Entry Type set to SOMEIP_ENTRY_FIND_SERVICE</li> <li>- Entry Type set to SOMEIP_ENTRY_FIND_SERVICE</li> <li>- Service ID in Entry Array set to &lt;SERVICE-ID-1&gt;</li> <li>- Service ID in Entry Array set to &lt;SERVICE-ID-2&gt;</li> </ul> </li> <li>4. TESTER: &lt;CLIENT-1&gt; Listens (upto &lt;ParamListenTime&gt;) on &lt;Diface-0&gt; <ul style="list-style-type: none"> <li>- Entry Type set to SOMEIP_ENTRY_OFFER_SERVICE</li> <li>- Entry Type set to SOMEIP_ENTRY_OFFER_SERVICE</li> <li>- Service ID in Entry Array set to &lt;SERVICE-ID-1&gt;</li> <li>- Service ID in Entry Array set to &lt;SERVICE-ID-2&gt;</li> <li>- SOMEIP Expected Type of Option set to SOMEIP_OPTION_IPV4_ENDPOINT</li> <li>- SOMEIP Expected Number Of IPv4 Endpoint Option set to 1</li> </ul> </li> <li>5. DUT: Sends SOME/IP Notification Message</li> <li>6. TESTER: Extracts the content of SOMEIP IPv4 Endpoint Option Transport Port to &lt;extractedTransPort&gt;</li> <li>7. TESTER: Set Destination Port Of client1 to extractedTransPort</li> <li>8. TESTER: &lt;CLIENT-1&gt; Sends SOME/IP Request Message to DUT through &lt;Diface-0&gt; containing : <ul style="list-style-type: none"> <li>- SOME/IP Packet Send Header Request ID set to &lt;CLIENT1-CURR-REQUEST-ID&gt;</li> <li>- SOME/IP Packet Send Header Interface Version set to &lt;SERVICE-ID-1-INTF-VER-MAJ&gt;</li> <li>- SOME/IP Send Request Message Service ID set to &lt;SERVICE-ID-1&gt;</li> <li>- SOME/IP Send Request Message Method ID set to &lt;METHOD-ID-1-SI-1&gt;</li> </ul> </li> <li>9. TESTER: &lt;CLIENT-1&gt; Listens (upto &lt;ParamListenTime&gt;) on &lt;Diface-0&gt; <ul style="list-style-type: none"> <li>- SOME/IP Packet Expected Header Request ID set to &lt;CLIENT1-CURR-REQUEST-ID&gt;</li> </ul> </li> </ol>



	<ul style="list-style-type: none"> <li>- SOME/IP Expected Service ID set to &lt;SERVICE-ID-1&gt;</li> <li>- SOME/IP Expected Method ID set to &lt;METHOD-ID-1-SI-1&gt;</li> <li>- SOME/IP Expected Return Code set to SOMEIP_RET_CODE_E_OK</li> </ul> <p>10. DUT: Sends SOME/IP Response Message</p> <p>11. TESTER: &lt;CLIENT-1&gt; Sends SOME/IP Request Message to DUT through &lt;Diface-0&gt; containing :</p> <ul style="list-style-type: none"> <li>- SOME/IP Packet Send Header Request ID set to &lt;CLIENT1-CURR-REQUEST-ID&gt;</li> <li>- SOME/IP Packet Send Header Interface Version set to &lt;SERVICE-ID-2-INTF-VER-MAJ&gt;</li> <li>- SOME/IP Send Request Message Service ID set to &lt;SERVICE-ID-2&gt;</li> <li>- SOME/IP Send Request Message Method ID set to &lt;METHOD-ID-1-SI-2&gt;</li> </ul> <p>12. TESTER: &lt;CLIENT-1&gt; Listens (upto &lt;ParamListenTime&gt;) on &lt;Diface-0&gt;</p> <ul style="list-style-type: none"> <li>- SOME/IP Packet Expected Header Request ID set to &lt;CLIENT1-CURR-REQUEST-ID&gt;</li> <li>- SOME/IP Expected Service ID set to &lt;SERVICE-ID-2&gt;</li> <li>- SOME/IP Expected Method ID set to &lt;METHOD-ID-1-SI-2&gt;</li> <li>- SOME/IP Expected Return Code set to SOMEIP_RET_CODE_E_OK</li> </ul> <p>13. DUT: Sends SOME/IP Response Message</p> <p>14. DUT CONFIGURE: Stop Service on &lt;Diface-0&gt; with the following information</p> <ul style="list-style-type: none"> <li>- Service ID : &lt;SERVICE-ID-1&gt;</li> </ul> <p>15. DUT CONFIGURE: Stop Service on &lt;Diface-0&gt; with the following information</p> <ul style="list-style-type: none"> <li>- Service ID : &lt;SERVICE-ID-2&gt;</li> </ul>
<p><b>Pass Criteria</b></p>	<p>5. DUT: Sends SOME/IP Notification Message</p> <p>10. DUT: Sends SOME/IP Response Message</p> <p>13. DUT: Sends SOME/IP Response Message</p>
<p><b>Reference</b></p>	<p>Example for a Serialization Protocol (SOME/IP) V1.1.0 R4.1 Rev 3 s6.3.1.3 Multiple Service-Instances [TR_SOMEIP_00163] Page 35 (MAY)</p>
<p><b>Notes</b></p>	

5.1.5.7.13 SOMEIPSRV\_RPC\_14: Different instances of the same service must use different ports

Synopsis	While different Services shall be able to share the same port number of the transport layer protocol used, multiple Service-Instances of the same service on one single ECU shall listen on different ports per Service-Instance. NOTE: Checking For case - Different instances of same Service different port.
Prerequisites	N/a
Test setup	Topology 1
Test Input Parameters	Check section general Input Parameters
Test Procedure	<ol style="list-style-type: none"> <li>1. DUT CONFIGURE: Start Service on &lt;Diface-0&gt; with the following information             <ul style="list-style-type: none"> <li>- Service ID : &lt;SERVICE-ID-1&gt;</li> <li>- Number Of Instances : 2</li> </ul> </li> <li>2. TESTER: &lt;CLIENT-1&gt; Sends SOME/IP Notification Message to DUT through &lt;Diface-0&gt; containing :             <ul style="list-style-type: none"> <li>- Entry Type set to SOMEIP_ENTRY_FIND_SERVICE</li> <li>- Service ID in Entry Array set to &lt;SERVICE-ID-1&gt;</li> </ul> </li> <li>3. TESTER: &lt;CLIENT-1&gt; Listens (upto &lt;ParamListenTime&gt;) on &lt;Diface-0&gt;             <ul style="list-style-type: none"> <li>- Entry Type set to SOMEIP_ENTRY_OFFER_SERVICE</li> <li>- Expected Offer Services' Service ID set to &lt;SERVICE-ID-1&gt;</li> <li>- SOMEIP Expected Type of Option set to SOMEIP_OPTION_IPV4_ENDPOINT</li> <li>- SOMEIP Expected Number Of IPv4 Endpoint Option set to 2</li> <li>- Number Of Expected Offer Service Entries set to 2</li> </ul> </li> <li>4. DUT: Sends SOME/IP Notification Message</li> <li>5. TESTER: Extracts the content of Service Instance ID of Offer Service Entry 2 to &lt;extractedInstID2&gt;</li> <li>6. TESTER: Verify that received SOME/IP Notification Message contains:             <ul style="list-style-type: none"> <li>- Service Instance ID of Offer Service Entry 1 is not set to extractedInstID2</li> </ul> </li> <li>7. TESTER: Extracts the content of SOMEIP IPv4 Endpoint Option Number 1             <ul style="list-style-type: none"> <li>Transport Port to &lt;extractedTransPort1&gt;</li> </ul> </li> <li>8. TESTER: Extracts the content of SOMEIP IPv4 Endpoint Option Number 2             <ul style="list-style-type: none"> <li>Transport Port to &lt;extractedTransPort2&gt;</li> </ul> </li> <li>9. TESTER: Set Destination Port Of client1 to extractedTransPort1</li> <li>10. TESTER: &lt;CLIENT-1&gt; Sends SOME/IP Request Message to DUT through &lt;Diface-0&gt; containing :             <ul style="list-style-type: none"> <li>- SOME/IP Packet Send Header Request ID set to &lt;CLIENT1-CURR-REQUEST-ID&gt;</li> <li>- SOME/IP Packet Send Header Interface Version set to &lt;SERVICE-ID-1-INTF-VER-MAJ&gt;</li> <li>- SOME/IP Send Request Message Service ID set to &lt;SERVICE-ID-1&gt;</li> <li>- SOME/IP Send Request Message Method ID set to &lt;METHOD-ID-1-SI-1&gt;</li> </ul> </li> <li>11. TESTER: &lt;CLIENT-1&gt; Listens (upto &lt;ParamListenTime&gt;) on &lt;Diface-</li> </ol>

	<p>0&gt;</p> <ul style="list-style-type: none"> <li>- SOME/IP Packet Expected Header Request ID set to &lt;CLIENT1-CURR-REQUEST-ID&gt;</li> <li>- SOME/IP Expected Service ID set to &lt;SERVICE-ID-1&gt;</li> <li>- SOME/IP Expected Method ID set to &lt;METHOD-ID-1-SI-1&gt;</li> <li>- SOME/IP Expected Return Code set to SOMEIP_RET_CODE_E_OK</li> </ul> <p>12. DUT: Sends SOME/IP Response Message</p> <p>13. TESTER: Set Destination Port Of client1 to extractedTransport2</p> <p>14. TESTER: &lt;CLIENT-1&gt; Sends SOME/IP Request Message to DUT through &lt;Diface-0&gt; containing :</p> <ul style="list-style-type: none"> <li>- SOME/IP Packet Send Header Request ID set to &lt;CLIENT1-CURR-REQUEST-ID&gt;</li> <li>- SOME/IP Packet Send Header Interface Version set to &lt;SERVICE-ID-2-INTF-VER-MAJ&gt;</li> <li>- SOME/IP Send Request Message Service ID set to &lt;SERVICE-ID-1&gt;</li> <li>- SOME/IP Send Request Message Method ID set to &lt;METHOD-ID-1-SI-1&gt;</li> </ul> <p>15. TESTER: &lt;CLIENT-1&gt; Listens (upto &lt;ParamListenTime&gt;) on &lt;Diface-0&gt;</p> <ul style="list-style-type: none"> <li>- SOME/IP Packet Expected Header Request ID set to &lt;CLIENT1-CURR-REQUEST-ID&gt;</li> <li>- SOME/IP Expected Service ID set to &lt;SERVICE-ID-1&gt;</li> <li>- SOME/IP Expected Method ID set to &lt;METHOD-ID-1-SI-1&gt;</li> <li>- SOME/IP Expected Return Code set to SOMEIP_RET_CODE_E_OK</li> </ul> <p>16. DUT: Sends SOME/IP Response Message</p> <p>17. DUT CONFIGURE: Stop Service on &lt;Diface-0&gt; with the following information</p> <ul style="list-style-type: none"> <li>- Service ID : &lt;SERVICE-ID-1&gt;</li> </ul>
<p>Pass Criteria</p>	<p>4. DUT: Sends SOME/IP Notification Message</p> <p>6. TESTER: Verify that received SOME/IP Notification Message contains:</p> <ul style="list-style-type: none"> <li>- Service Instance ID of Offer Service Entry 1 is not set to extractedInstID2</li> </ul> <p>12. DUT: Sends SOME/IP Response Message</p> <p>16. DUT: Sends SOME/IP Response Message</p>
<p>Reference</p>	<p>Example for a Serialization Protocol (SOME/IP) V1.1.0 R4.1 Rev 3 s6.3.1.3 Multiple Service-Instances [TR_SOMEIP_00163] Page 35 (MUST)</p>
<p>Notes</p>	

5.1.5.7.14 SOMEIPSRV\_RPC\_17: Multiple instances use multiple TCP connections

Synopsis	When having more than one instance of a service a TCP connection per services instance is needed.
Prerequisites	N/a
Test setup	Topology 1
Test Input Parameters	Check section general Input Parameters
Test Procedure	<ol style="list-style-type: none"> <li>1. DUT CONFIGURE: Start Service on &lt;Diface-0&gt; with the following information <ul style="list-style-type: none"> <li>- Service ID : &lt;SERVICE-ID-1&gt;</li> <li>- Number Of Instances : 2</li> </ul> </li> <li>2. TESTER: &lt;CLIENT-1&gt; Sends SOME/IP Notification Message to DUT through &lt;Diface-0&gt; containing : <ul style="list-style-type: none"> <li>- Entry Type set to SOMEIP_ENTRY_FIND_SERVICE</li> <li>- Service ID in Entry Array set to &lt;SERVICE-ID-1&gt;</li> </ul> </li> <li>3. TESTER: &lt;CLIENT-1&gt; Listens (upto &lt;ParamListenTime&gt;) on &lt;Diface-0&gt; <ul style="list-style-type: none"> <li>- Entry Type set to SOMEIP_ENTRY_OFFER_SERVICE</li> <li>- Expected Offer Services' Service ID set to &lt;SERVICE-ID-1&gt;</li> <li>- SOMEIP Expected Type of Option set to SOMEIP_OPTION_IPV4_ENDPOINT</li> <li>- SOMEIP Expected Number Of IPv4 Endpoint Option set to 2</li> <li>- Number Of Expected Offer Service Entries set to 2</li> </ul> </li> <li>4. DUT: Sends SOME/IP Notification Message</li> <li>5. TESTER: Extracts the content of Service Instance ID of Offer Service Entry 2 to &lt;extractedInstID2&gt;</li> <li>6. TESTER: Verify that received SOME/IP Notification Message contains: <ul style="list-style-type: none"> <li>- Service Instance ID of Offer Service Entry 1 is not set to extractedInstID2</li> </ul> </li> <li>7. TESTER: Extracts the content of SOMEIP IPv4 Endpoint Option Number 1 <ul style="list-style-type: none"> <li>Transport Port to &lt;extractedTransPort1&gt;</li> </ul> </li> <li>8. TESTER: Extracts the content of SOMEIP IPv4 Endpoint Option Number 2 <ul style="list-style-type: none"> <li>Transport Port to &lt;extractedTransPort2&gt;</li> </ul> </li> <li>9. TESTER: Set Destination Port Of client1 to extractedTransPort1</li> <li>10. TESTER: &lt;CLIENT-1&gt; Sends SOME/IP Request Message to DUT through &lt;Diface-0&gt; containing : <ul style="list-style-type: none"> <li>- SOME/IP Packet Send Header Request ID set to &lt;CLIENT1-CURR-REQUEST-ID&gt;</li> <li>- SOME/IP Packet Send Header Interface Version set to &lt;SERVICE-ID-1-INTF-VER-MAJ&gt;</li> <li>- SOME/IP Send Request Message Service ID set to &lt;SERVICE-ID-1&gt;</li> <li>- SOME/IP Send Request Message Method ID set to &lt;METHOD-ID-1-SI-1&gt;</li> </ul> </li> </ol>

Restriction Level: OPEN Technical Members Only

	<p>11. TESTER: &lt;CLIENT-1&gt; Listens (upto &lt;ParamListenTime&gt;) on &lt;Diface-0&gt;</p> <ul style="list-style-type: none"> <li>- SOME/IP Packet Expected Header Request ID set to &lt;CLIENT1-CURR-REQUEST-ID&gt;</li> <li>- SOME/IP Expected Service ID set to &lt;SERVICE-ID-1&gt;</li> <li>- SOME/IP Expected Method ID set to &lt;METHOD-ID-1-SI-1&gt;</li> <li>- SOME/IP Expected Return Code set to</li> </ul> <p>SOMEIP_RET_CODE_E_OK</p> <p>12. DUT: Sends SOME/IP Response Message</p> <p>13. TESTER: Set Destination Port Of client1 to extractedTransPort2</p> <p>14. TESTER: &lt;CLIENT-1&gt; Sends SOME/IP Request Message to DUT through &lt;Diface-0&gt; containing :</p> <ul style="list-style-type: none"> <li>- SOME/IP Packet Send Header Request ID set to &lt;CLIENT1-CURR-REQUEST-ID&gt;</li> <li>- SOME/IP Packet Send Header Interface Version set to &lt;SERVICE-ID-1-INTF-VER-MAJ&gt;</li> <li>- SOME/IP Send Request Message Service ID set to &lt;SERVICE-ID-1&gt;</li> <li>- SOME/IP Send Request Message Method ID set to &lt;METHOD-ID-1-SI-1&gt;</li> </ul> <p>15. TESTER: &lt;CLIENT-1&gt; Listens (upto &lt;ParamListenTime&gt;) on &lt;Diface-0&gt;</p> <ul style="list-style-type: none"> <li>- SOME/IP Packet Expected Header Request ID set to &lt;CLIENT1-CURR-REQUEST-ID&gt;</li> <li>- SOME/IP Expected Service ID set to &lt;SERVICE-ID-1&gt;</li> <li>- SOME/IP Expected Method ID set to &lt;METHOD-ID-1-SI-1&gt;</li> <li>- SOME/IP Expected Return Code set to</li> </ul> <p>SOMEIP_RET_CODE_E_OK</p> <p>16. DUT: Sends SOME/IP Response Message</p> <p>17. DUT CONFIGURE: Stop Service on &lt;Diface-0&gt; with the following information</p> <ul style="list-style-type: none"> <li>- Service ID : &lt;SERVICE-ID-1&gt;</li> </ul>
<p>Pass Criteria</p>	<p>4. DUT: Sends SOME/IP Notification Message</p> <p>6. TESTER: Verify that received SOME/IP Notification Message contains: - Service Instance ID of Offer Service Entry 1 is not set to extractedInstID2</p> <p>12. DUT: Sends SOME/IP Response Message</p> <p>16. DUT: Sends SOME/IP Response Message</p>
<p>Reference</p>	<p>Example for a Serialization Protocol (SOME/IP) V1.1.0 R4.1 Rev 3 s6.3.1.2 TCP Binding [TR_SOMEIP_00150] Page 33 (MUST)</p>
<p>Notes</p>	

5.1.5.7.15 SOMEIPSRV\_RPC\_18: In Response copy Message ID

Synopsis	For request/response methods the error message shall copy over the fields of the SOME/IP header (i.e. Message ID, Request ID, and Interface Version) but not the payload. In addition Message Type and Return Code have to be set to the appropriate values. NOTE: Checking For Message ID.
Prerequisites	N/a
Test setup	Topology 1
Test Input Parameters	Check section general Input Parameters
Test Procedure	<ol style="list-style-type: none"> <li>1. DUT CONFIGURE: Start Service on &lt;Diface-0&gt; with the following information <ul style="list-style-type: none"> <li>- Service ID : &lt;SERVICE-ID-1&gt;</li> <li>- Number Of Instances : 1</li> </ul> </li> <li>2. TESTER: &lt;CLIENT-1&gt; Sends SOME/IP Notification Message to DUT through &lt;Diface-0&gt; containing : <ul style="list-style-type: none"> <li>- Entry Type set to SOMEIP_ENTRY_FIND_SERVICE</li> <li>- Service ID in Entry Array set to &lt;SERVICE-ID-1&gt;</li> </ul> </li> <li>3. TESTER: &lt;CLIENT-1&gt; Listens (upto &lt;ParamListenTime&gt;) on &lt;Diface-0&gt; <ul style="list-style-type: none"> <li>- Entry Type set to SOMEIP_ENTRY_OFFER_SERVICE</li> <li>- Service ID in Entry Array set to &lt;SERVICE-ID-1&gt;</li> </ul> </li> <li>4. DUT: Sends SOME/IP Notification Message</li> <li>5. TESTER: &lt;CLIENT-1&gt; Sends SOME/IP Request Message to DUT through &lt;Diface-0&gt; containing : <ul style="list-style-type: none"> <li>- SOME/IP Packet Send Header Request ID set to &lt;CLIENT1-CURR-REQUEST-ID&gt;</li> <li>- SOME/IP Packet Send Header Interface Version set to &lt;SERVICE-ID-1-INTF-VER-MAJ&gt;</li> <li>- SOME/IP Send Request Message Service ID set to &lt;SERVICE-ID-1&gt;</li> <li>- SOME/IP Send Request Message Method ID set to &lt;UNKNOWN-METHOD-ID-SI-1&gt;</li> </ul> </li> <li>6. TESTER: &lt;CLIENT-1&gt; Listens (upto &lt;ParamListenTime&gt;) on &lt;Diface-0&gt; <ul style="list-style-type: none"> <li>- SOME/IP Packet Expected Header Request ID set to &lt;CLIENT1-CURR-REQUEST-ID&gt;</li> <li>- SOME/IP Expected Return Code set to SOMEIP_RET_CODE_E_UNKNOWN_METHOD</li> </ul> </li> <li>7. DUT: Sends SOMEIP_MSG_TYPE_ERROR Message</li> <li>8. TESTER: Verify that received SOMEIP_MSG_TYPE_ERROR Message contains: <ul style="list-style-type: none"> <li>- SOME/IP Expected Service ID is set to &lt;SERVICE-ID-1&gt;</li> <li>- SOME/IP Expected Method ID is set to &lt;UNKNOWN-METHOD-ID-SI-1&gt;</li> </ul> </li> <li>9. DUT CONFIGURE: Stop Service on &lt;Diface-0&gt; with the following information <ul style="list-style-type: none"> <li>- Service ID : &lt;SERVICE-ID-1&gt;</li> </ul> </li> </ol>
Pass Criteria	<ol style="list-style-type: none"> <li>4. DUT: Sends SOME/IP Notification Message</li> <li>7. DUT: Sends SOMEIP_MSG_TYPE_ERROR Message</li> <li>8. TESTER: Verify that received SOMEIP_MSG_TYPE_ERROR Message contains:</li> </ol>

OPEN Alliance

	- SOME/IP Expected Service ID is set to <SERVICE-ID-1> - SOME/IP Expected Method ID is set to <UNKNOWN-METHOD-ID-SI-1>
Reference	Example for a Serialization Protocol (SOME/IP) V1.1.0 R4.1 Rev 3 s6.3.6.2 Return Code [TR_SOMEIP_00190] Page 39 (MUST)
Notes	

5.1.5.7.16 SOMEIPSRV\_RPC\_19: In Response copy Request ID

Synopsis	For request/response methods the error message shall copy over the fields of the SOME/IP header (i.e. Message ID, Request ID, and Interface Version) but not the payload. In addition Message Type and Return Code have to be set to the appropriate values. NOTE: Checking For Request ID.
Prerequisites	N/a
Test setup	Topology 1
Test Input Parameters	Check section general Input Parameters
Test Procedure	<ol style="list-style-type: none"> <li>1. DUT CONFIGURE: Start Service on &lt;Diface-0&gt; with the following information <ul style="list-style-type: none"> <li>- Service ID : &lt;SERVICE-ID-1&gt;</li> <li>- Number Of Instances : 1</li> </ul> </li> <li>2. TESTER: &lt;CLIENT-1&gt; Sends SOME/IP Notification Message to DUT through &lt;Diface-0&gt; containing : <ul style="list-style-type: none"> <li>- Entry Type set to SOMEIP_ENTRY_FIND_SERVICE</li> <li>- Service ID in Entry Array set to &lt;SERVICE-ID-1&gt;</li> </ul> </li> <li>3. TESTER: &lt;CLIENT-1&gt; Listens (upto &lt;ParamListenTime&gt;) on &lt;Diface-0&gt; <ul style="list-style-type: none"> <li>- Entry Type set to SOMEIP_ENTRY_OFFER_SERVICE</li> <li>- Service ID in Entry Array set to &lt;SERVICE-ID-1&gt;</li> </ul> </li> <li>4. DUT: Sends SOME/IP Notification Message</li> <li>5. TESTER: &lt;CLIENT-1&gt; Sends SOME/IP Request Message to DUT through &lt;Diface-0&gt; containing : <ul style="list-style-type: none"> <li>- SOME/IP Packet Send Header Request ID set to &lt;CLIENT1-CURR-REQUEST-ID&gt;</li> <li>- SOME/IP Packet Send Header Interface Version set to &lt;SERVICE-ID-1-INTF-VER-MAJ&gt;</li> <li>- SOME/IP Send Request Message Service ID set to &lt;SERVICE-ID-1&gt;</li> <li>- SOME/IP Send Request Message Method ID set to &lt;UNKNOWN-METHOD-ID-SI-1&gt;</li> </ul> </li> <li>6. TESTER: &lt;CLIENT-1&gt; Listens (upto &lt;ParamListenTime&gt;) on &lt;Diface-0&gt; <ul style="list-style-type: none"> <li>- SOME/IP Expected Service ID set to &lt;SERVICE-ID-1&gt;</li> <li>- SOME/IP Expected Method ID set to &lt;UNKNOWN-METHOD-ID-SI-1&gt;</li> <li>- SOME/IP Expected Return Code set to SOMEIP_RET_CODE_E_UNKNOWN_METHOD</li> </ul> </li> <li>7. DUT: Sends SOMEIP_MSG_TYPE_ERROR Message</li> <li>8. TESTER: Verify that received SOMEIP_MSG_TYPE_ERROR Message contains: <ul style="list-style-type: none"> <li>- SOME/IP Packet Expected Header Request ID is set to &lt;CLIENT1-CURR-REQUEST-ID&gt;</li> </ul> </li> <li>9. DUT CONFIGURE: Stop Service on &lt;Diface-0&gt; with the following information <ul style="list-style-type: none"> <li>- Service ID : &lt;SERVICE-ID-1&gt;</li> </ul> </li> </ol>
Pass Criteria	<ol style="list-style-type: none"> <li>4. DUT: Sends SOME/IP Notification Message</li> <li>7. DUT: Sends SOMEIP_MSG_TYPE_ERROR Message</li> <li>8. TESTER: Verify that received SOMEIP_MSG_TYPE_ERROR Message contains:</li> </ol>



OPEN Alliance

	- SOME/IP Packet Expected Header Request ID is set to <CLIENT1-CURR-REQUEST-ID>
Reference	Example for a Serialization Protocol (SOME/IP) V1.1.0 R4.1 Rev 3 s6.3.6.2 Return Code [TR_SOMEIP_00190] Page 39 (MUST)
Notes	

5.1.5.7.17 SOMEIPSRV\_RPC\_20: In Response copy Interface Version

Synopsis	For request/response methods the error message shall copy over the fields of the SOME/IP header (i.e. Message ID, Request ID, and Interface Version) but not the payload. In addition Message Type and Return Code have to be set to the appropriate values. NOTE: Checking For Interface Version.
Prerequisites	N/a
Test setup	Topology 1
Test Input Parameters	Check section general Input Parameters
Test Procedure	<ol style="list-style-type: none"> <li>1. DUT CONFIGURE: Start Service on &lt;Diface-0&gt; with the following information <ul style="list-style-type: none"> <li>- Service ID : &lt;SERVICE-ID-1&gt;</li> <li>- Number Of Instances : 1</li> </ul> </li> <li>2. TESTER: &lt;CLIENT-1&gt; Sends SOME/IP Notification Message to DUT through &lt;Diface-0&gt; containing : <ul style="list-style-type: none"> <li>- Entry Type set to SOMEIP_ENTRY_FIND_SERVICE</li> <li>- Service ID in Entry Array set to &lt;SERVICE-ID-1&gt;</li> </ul> </li> <li>3. TESTER: &lt;CLIENT-1&gt; Listens (upto &lt;ParamListenTime&gt;) on &lt;Diface-0&gt; <ul style="list-style-type: none"> <li>- Entry Type set to SOMEIP_ENTRY_OFFER_SERVICE</li> <li>- Service ID in Entry Array set to &lt;SERVICE-ID-1&gt;</li> </ul> </li> <li>4. DUT: Sends SOME/IP Notification Message</li> <li>5. TESTER: &lt;CLIENT-1&gt; Sends SOME/IP Request Message to DUT through &lt;Diface-0&gt; containing : <ul style="list-style-type: none"> <li>- SOME/IP Packet Send Header Request ID set to &lt;CLIENT1-CURR-REQUEST-ID&gt;</li> <li>- SOME/IP Packet Send Header Interface Version set to &lt;SERVICE-ID-1-INTF-VER-MAJ&gt;</li> <li>- SOME/IP Send Request Message Service ID set to &lt;SERVICE-ID-1&gt;</li> <li>- SOME/IP Send Request Message Method ID set to &lt;UNKNOWN-METHOD-ID-SI-1&gt;</li> </ul> </li> <li>6. TESTER: &lt;CLIENT-1&gt; Listens (upto &lt;ParamListenTime&gt;) on &lt;Diface-0&gt; <ul style="list-style-type: none"> <li>- SOME/IP Packet Expected Header Request ID set to &lt;CLIENT1-CURR-REQUEST-ID&gt;</li> <li>- SOME/IP Expected Service ID set to &lt;SERVICE-ID-1&gt;</li> <li>- SOME/IP Expected Method ID set to &lt;UNKNOWN-METHOD-ID-SI-1&gt;</li> <li>- SOME/IP Expected Return Code set to SOMEIP_RET_CODE_E_UNKNOWN_METHOD</li> </ul> </li> <li>7. DUT: Sends SOMEIP_MSG_TYPE_ERROR Message</li> <li>8. TESTER: Verify that received SOMEIP_MSG_TYPE_ERROR Message contains: <ul style="list-style-type: none"> <li>- Interface Version is set to &lt;SERVICE-ID-1-INTF-VER-MAJ&gt;</li> </ul> </li> <li>9. DUT CONFIGURE: Stop Service on &lt;Diface-0&gt; with the following information <ul style="list-style-type: none"> <li>- Service ID : &lt;SERVICE-ID-1&gt;</li> </ul> </li> </ol>
Pass Criteria	<ol style="list-style-type: none"> <li>4. DUT: Sends SOME/IP Notification Message</li> <li>7. DUT: Sends SOMEIP_MSG_TYPE_ERROR Message</li> <li>8. TESTER: Verify that received SOMEIP_MSG_TYPE_ERROR Message</li> </ol>

OPEN Alliance

	contains: - Interface Version is set to <SERVICE-ID-1-INTF-VER-MAJ>
Reference	Example for a Serialization Protocol (SOME/IP) V1.1.0 R4.1 Rev 3 s6.3.6.2 Return Code [TR_SOMEIP_00190] Page 39 (MUST)
Notes	

## 5.1.6 Test Cases ETS

### 5.1.6.1.1 SOMEIP\_ETS\_001: Array\_Length\_longer\_as\_message\_length\_allows\_it

Synopsis	Check that the DUT gives back an error message when the array length is longer than the SOMEIP length allows it.
Prerequisites	DUT ETS is running and offering the Enhanced Testability Service
Test setup	Topology 1
Test Input Parameters	Check section ETS Default Input Parameters
Test Procedure	<ol style="list-style-type: none"> <li>1. TESTER: create SOME/IP Message with Array Length longer than allowed by message length</li> <li>2. TESTER: send SOME/IP Message using method echoUINT8</li> <li>3. DUT: returns Error Message MALFORMED_MESSAGE</li> </ol>
Pass Criteria	DUT: returns Error Message MALFORMED_MESSAGE
Reference	PRS_SOMEIP_00042 PRS_SOMEIP_00099 PRS_SOMEIP_00100
Notes	The test will also pass if the DUT ignores the request.

### 5.1.6.1.2 SOMEIP\_ETS\_002: Array\_Length\_too\_long

Synopsis	Check that the DUT gives back an error message when the array length is longer than the actual array.
Prerequisites	DUT ETS is running and offering the Enhanced Testability Service
Test setup	Topology 1
Test Input Parameters	Check section ETS Default Input Parameters
Test Procedure	<ol style="list-style-type: none"> <li>1. TESTER: create SOME/IP Message with Array Length longer than <b>the actual array</b></li> <li>2. TESTER: send SOME/IP Message using method echoUINT8</li> <li>3. DUT: returns Error Message MALFORMED_MESSAGE</li> </ol>
Pass Criteria	DUT: returns Error Message MALFORMED_MESSAGE
Reference	PRS_SOMEIP_00902;PRS_SOMEIP_00099
Notes	The test will also pass if the DUT ignores the request.

5.1.6.1.3 SOMEIP\_ETS\_003: Array\_Length\_too\_short\_strips\_Payload

Synopsys	Check that the DUT strips the payload of the array to the array length when the array length is shorter than the actual array.
Prerequisites	DUT ETS is running and offering the Enhanced Testability Service
Test setup	Topology 1
Test Input Parameters	Check section ETS Default Input Parameters
Test Procedure	<ol style="list-style-type: none"> <li>1. TESTER: create SOME/IP Message with Array Length shorter than the actual array</li> <li>2. TESTER: send SOME/IP Message using method echoUINT8</li> <li>3. DUT: returns method response Message with stripped Payload</li> </ol>
Pass Criteria	DUT: returns method response Message with stripped Payload
Reference	PRS_SOMEIP_00099
Notes	

5.1.6.1.4 SOMEIP\_ETS\_004: Burst\_Test

Synopsys	Check that the DUT can handle a burst of requests in a short time and process them to give back an answer to all of them.
Prerequisites	DUT ETS is running and offering the Enhanced Testability Service
Test setup	Topology 1
Test Input Parameters	Check section ETS Default Input Parameters
Test Procedure	<ol style="list-style-type: none"> <li>1. TESTER: create valid SOME/IP Message</li> <li>2. TESTER: send burst of SOME/IP Message requests using method echoUINT8</li> <li>3. DUT: returns method response Message response to each request</li> </ol>
Pass Criteria	DUT: returns method response Message response to each request
Reference	PRS_SOMEIP_00065
Notes	

5.1.6.1.5 SOMEIP\_ETS\_005: checkByteOrder

Synopsys	Check byte order handling of parameters (sending and receiving)
Prerequisites	DUT ETS is running and offering the Enhanced Testability Service
Test setup	Topology 1
Test Input Parameters	Check section ETS Default Input Parameters
Test Procedure	<ol style="list-style-type: none"> <li>1. TESTER: create SOME/IP Message with two parameters UINT8 and UINT16</li> <li>2. TESTER: send SOME/IP Message using method <b>checkByteOrder</b></li> <li>3. DUT: returns method response message with valid UINT32 value = sum of the two passed Parameters (UINT8 + UINT16) in the Request</li> </ol>
Pass Criteria	DUT: returns method response message with valid UINT32 value = sum of the two passed Parameters (UINT8 + UINT16) in the Request
Reference	PRS_SOMEIP_00191;PRS_SOMEIP_00065
Notes	

5.1.6.1.6 SOMEIP\_ETS\_007: echoBitfields

Synopsys	Check the bitfields and their order (sending and receiving)
Prerequisites	DUT ETS is running and offering the Enhanced Testability Service
Test setup	Topology 1
Test Input Parameters	Check section ETS Default Input Parameters
Test Procedure	<ol style="list-style-type: none"> <li>1. TESTER: create SOME/IP Message</li> <li>2. TESTER: send SOME/IP Message using method <b>echoBitfields</b></li> <li>3. DUT: returns method response message with bitfields in reversed order per bitfield compared to the request</li> </ol>
Pass Criteria	DUT: returns method response message with bitfields in reversed order per bitfield compared to the request
Reference	PRS_SOMEIP_00191;PRS_SOMEIP_003001;PRS_SOMEIP_00300
Notes	

## 5.1.6.1.7 SOMEIP\_ETS\_008: echoCommonDatatypes

Synopsis	Check Common Datatypes (boolean, UINT8/16/32, INT8/16/32, float32) parameters and their order (sending and receiving)
Prerequisites	DUT ETS is running and offering the Enhanced Testability Service
Test setup	Topology 1
Test Input Parameters	Check section ETS Default Input Parameters
Test Procedure	<ol style="list-style-type: none"> <li>1. TESTER: create SOME/IP Message</li> <li>2. TESTER: send SOME/IP Message using method <b>echoCommonDatatypes</b></li> <li>3. DUT: returns method response message with same data (values and order) as in the request</li> </ol>
Pass Criteria	DUT: returns method response message with same content (values and order) as in the request
Reference	PRS_SOMEIP_00065
Notes	

## 5.1.6.1.8 SOMEIP\_ETS\_009: echoENUM

Synopsis	Check Enum parameters and their order (sending and receiving)
Prerequisites	DUT ETS is running and offering the Enhanced Testability Service
Test setup	Topology 1
Test Input Parameters	Check section ETS Default Input Parameters
Test Procedure	<ol style="list-style-type: none"> <li>1. TESTER: create SOME/IP Message</li> <li>2. TESTER: send SOME/IP Message using method <b>echoENUM</b></li> <li>3. DUT: returns method response message with same data (values and order) as in the request</li> </ol>
Pass Criteria	DUT: returns method response message with same content (values and order) as in the request
Reference	PRS_SOMEIP_00191
Notes	

5.1.6.1.9 SOMEIP\_ETS\_019: echoFLOAT64

Synopsys	Check echoFLOAT64 parameters and their order (sending and receiving)
Prerequisites	DUT ETS is running and offering the Enhanced Testability Service
Test setup	Topology 1
Test Input Parameters	Check section ETS Default Input Parameters
Test Procedure	<ol style="list-style-type: none"> <li>1. TESTER: create SOME/IP Message</li> <li>2. TESTER: send SOME/IP Message using method <b>echoFLOAT64</b></li> <li>3. DUT: returns method response message with same value as in the request</li> </ol>
Pass Criteria	DUT: returns method response message with same value as in the request
Reference	PRS_SOMEIP_00065
Notes	

5.1.6.1.10 SOMEIP\_ETS\_021: echoINT8

Synopsys	Check echoINT8 parameters and their order (sending and receiving)
Prerequisites	DUT ETS is running and offering the Enhanced Testability Service
Test setup	Topology 1
Test Input Parameters	Check section ETS Default Input Parameters
Test Procedure	<ol style="list-style-type: none"> <li>1. TESTER: create SOME/IP Message</li> <li>2. TESTER: send SOME/IP Message using method <b>echoINT8</b></li> <li>3. DUT: returns method response message with same value as in the request</li> </ol>
Pass Criteria	DUT: returns method response message with same value as in the request
Reference	PRS_SOMEIP_00065
Notes	



5.1.6.1.11 SOMEIP\_ETS\_022: echoStaticUINT8Array\_One\_Dimensional

Synopsys	Check echoStaticUINT8Array_One-Dimensional parameters and their order (sending and receiving)
Prerequisites	DUT ETS is running and offering the Enhanced Testability Service
Test setup	Topology 1
Test Input Parameters	Check section ETS Default Input Parameters
Test Procedure	<ol style="list-style-type: none"> <li>1. TESTER: create SOME/IP Message</li> <li>2. TESTER: send SOME/IP Message using method <b>echoStaticUINT8Array</b></li> <li>3. DUT: returns method response message with same value as in the request</li> </ol>
Pass Criteria	DUT: returns method response message with same value as in the request
Reference	PRS_SOMEIP_00099;PRS_SOMEIP_00100
Notes	

5.1.6.1.12 SOMEIP\_ETS\_027: echoUINT8

Synopsys	Check echoUINT8 parameters and their order (sending and receiving)
Prerequisites	DUT ETS is running and offering the Enhanced Testability Service
Test setup	Topology 1
Test Input Parameters	Check section ETS Default Input Parameters
Test Procedure	<ol style="list-style-type: none"> <li>1. TESTER: create SOME/IP Message</li> <li>2. TESTER: send SOME/IP Message using method <b>echoUINT8</b></li> <li>3. DUT: returns method response message with same value as in the request</li> </ol>
Pass Criteria	DUT: returns method response message with same value as in the request
Reference	PRS_SOMEIP_00052;PRS_SOMEIP_00053;PRS_SOMEIP_00058
Notes	

5.1.6.1.13 SOMEIP\_ET5\_028: echoUINT8Array

Synopsys	Check echoUINT8Array parameters and their order (sending and receiving)
Prerequisites	DUT ETS is running and offering the Enhanced Testability Service
Test setup	Topology 1
Test Input Parameters	Check section ETS Default Input Parameters
Test Procedure	<ol style="list-style-type: none"> <li>1. TESTER: create SOME/IP Message</li> <li>2. TESTER: send SOME/IP Message using method <b>echoUINT8Array</b></li> <li>3. DUT: returns method response message with same value as in the request</li> </ol>
Pass Criteria	DUT: returns method response message with same value as in the request
Reference	PRS_SOMEIP_00375;PRS_SOMEIP_00377; PRS_SOMEIP_00114;PRS_SOMEIP_00052;PRS_SOMEIP_00053
Notes	

5.1.6.1.14 SOMEIP\_ET5\_029: echoUINT8Array16Bitlength

Synopsys	Check echoUINT8Array16BitLength parameters and that the length field is 16 Bit long and their order (sending and receiving)
Prerequisites	DUT ETS is running and offering the Enhanced Testability Service
Test setup	Topology 1
Test Input Parameters	Check section ETS Default Input Parameters
Test Procedure	<ol style="list-style-type: none"> <li>1. TESTER: create SOME/IP Message</li> <li>2. TESTER: send SOME/IP Message using method <b>echoUINT8Array16Bitlength</b></li> <li>3. DUT: returns method response message with same value as in the request</li> </ol>
Pass Criteria	DUT: returns method response message with same value as in the request
Reference	PRS_SOMEIP_00375;PRS_SOMEIP_00377; PRS_SOMEIP_00052;PRS_SOMEIP_00107
Notes	

5.1.6.1.15 SOMEIP\_ETS\_030: echoUINT8Array2Dim

Synopsys	Check echoUINT8Array2Dim parameters and their order (sending and receiving)
Prerequisites	DUT ETS is running and offering the Enhanced Testability Service
Test setup	Topology 1
Test Input Parameters	Check section ETS Default Input Parameters
Test Procedure	<ol style="list-style-type: none"> <li>1. TESTER: create SOME/IP Message</li> <li>2. TESTER: send SOME/IP Message using method <b>echoUINT8Array2Dim</b></li> <li>3. DUT: returns method response message with same value as in the request</li> </ol>
Pass Criteria	DUT: returns method response message with same value as in the request
Reference	PRS_SOMEIP_00101;PRS_SOMEIP_00102; PRS_SOMEIP_00377;PRS_SOMEIP_00114;PRS_SOMEIP_00052
Notes	

5.1.6.1.16 SOMEIP\_ETS\_031: echoUINT8Array8Bitlength

Synopsys	Check echoUINT8Array8BitLength parameters and that the length field is 8 Bit long and their order (sending and receiving)
Prerequisites	DUT ETS is running and offering the Enhanced Testability Service
Test setup	Topology 1
Test Input Parameters	Check section ETS Default Input Parameters
Test Procedure	<ol style="list-style-type: none"> <li>1. TESTER: create SOME/IP Message</li> <li>2. TESTER: send SOME/IP Message using method <b>echoUINT8Array8Bitlength</b></li> <li>3. DUT: returns method response message with same value as in the request</li> </ol>
Pass Criteria	DUT: returns method response message with same value as in the request
Reference	PRS_SOMEIP_00099;PRS_SOMEIP_00100;PRS_SOMEIP_00052
Notes	

5.1.6.1.17 SOMEIP\_ETS\_032: echoUINT8ArrayMinSize

Synopsys	Check echoUINT8ArrayMinSize parameters and their order (sending and receiving)
Prerequisites	DUT ETS is running and offering the Enhanced Testability Service
Test setup	Topology 1
Test Input Parameters	Check section ETS Default Input Parameters
Test Procedure	<ol style="list-style-type: none"> <li>1. TESTER: create SOME/IP Message</li> <li>2. TESTER: send SOME/IP Message using method <b>echoUINT8ArrayMinSize</b></li> <li>3. DUT: returns method response message with same value as in the request</li> </ol>
Pass Criteria	DUT: returns method response message with same value as in the request
Reference	PRS_SOMEIP_00377;PRS_SOMEIP_00114
Notes	

5.1.6.1.18 SOMEIP\_ETS\_033: echoUINT8ArrayMinSize\_too\_short

Synopsys	Check that the DUT can handle an echoUINT8ArrayMinSize which is shorter than 3 elements of the array.
Prerequisites	DUT ETS is running and offering the Enhanced Testability Service
Test setup	Topology 1
Test Input Parameters	Check section ETS Default Input Parameters
Test Procedure	<ol style="list-style-type: none"> <li>1. TESTER: create SOME/IP Message</li> <li>2. TESTER: send SOME/IP Message with a too short array using method <b>echoUINT8ArrayMinSize</b></li> <li>3. DUT: returns Error Message MALFORMED_MESSAGE</li> </ol>
Pass Criteria	DUT: returns Error Message MALFORMED_MESSAGE
Reference	PRS_SOMEIP_00377;PRS_SOMEIP_00114
Notes	

5.1.6.1.19 SOMEIP\_ETS\_034: echoUINT8E2E

Synopsys	The method returns the transferred UINT8 value back to the invoker. The method is E2E protected.
Prerequisites	DUT ETS is running and offering the Enhanced Testability Service
Test setup	Topology 1
Test Input Parameters	Check section ETS Default Input Parameters
Test Procedure	<ol style="list-style-type: none"> <li>1. TESTER: create SOME/IP Message</li> <li>2. TESTER: send SOME/IP Message using method <b>echoUINT8E2E</b></li> <li>3. DUT: returns method response message with same value as in the request</li> </ol>
Pass Criteria	DUT: returns method response message with same value as in the request
Reference	PRS_SOMEIP_00065
Notes	

5.1.6.1.20 SOMEIP\_ETS\_035: echoUINT8RELIABLE

Synopsys	Check echoUINT8RELIABLE parameters and their order and check for handling a tcp connection. (sending and receiving)
Prerequisites	DUT ETS is running and offering the Enhanced Testability Service
Test setup	Topology 1
Test Input Parameters	Check section ETS Default Input Parameters
Test Procedure	<ol style="list-style-type: none"> <li>1. TESTER: create SOME/IP Message</li> <li>2. TESTER: send SOME/IP Message using method <b>echoUINT8RELIABLE</b></li> <li>3. DUT: returns method response message with same value as in the request</li> </ol>
Pass Criteria	DUT: returns method response message with same value as in the request
Reference	PRS_SOMEIP_00065;PRS_SOMEIP_00708
Notes	

5.1.6.1.21 SOMEIP\_ETS\_037: echoUINT8RELIABLE\_client\_closes\_TCP\_connection\_automatically

Synopsys	The server shall not stop the TCP connection when stopping all services.
Prerequisites	DUT ETS is running and offering the Enhanced Testability Service
Test setup	Topology 1
Test Input Parameters	Check section ETS Default Input Parameters
Test Procedure	<ol style="list-style-type: none"> <li>1. TESTER: send a reset interface message</li> <li>2. DUT: does not send FIN,ACK when the service is stopped</li> </ol>
Pass Criteria	DUT: does not send FIN,ACK when the service is stopped
Reference	PRS_SOMEIP_00708;PRS_SOMEIP_00711
Notes	

5.1.6.1.22 SOMEIP\_ETS\_038: echoUNION

Synopsys	Check echoUNION parameters and their order. (sending and receiving)
Prerequisites	DUT ETS is running and offering the Enhanced Testability Service
Test setup	Topology 1
Test Input Parameters	Check section ETS Default Input Parameters
Test Procedure	<ol style="list-style-type: none"> <li>1. TESTER: create SOME/IP Message</li> <li>2. TESTER: send SOME/IP Message using method <b>echoUNION</b></li> <li>3. DUT: returns method response message with same value as in the request</li> </ol>
Pass Criteria	DUT: returns method response message with same value as in the request
Reference	PRS_SOMEIP_00119;PRS_SOMEIP_00126
Notes	

5.1.6.1.23 SOMEIP\_ETS\_039: echoUTF16DYNAMIC

Synopsys	Check echoUNION parameters and their order. (sending and receiving)
Prerequisites	DUT ETS is running and offering the Enhanced Testability Service
Test setup	Topology 1
Test Input Parameters	Check section ETS Default Input Parameters
Test Procedure	<ol style="list-style-type: none"> <li>1. TESTER: create SOME/IP Message</li> <li>2. TESTER: send SOME/IP Message using method <b>echoUTF16DYNAMIC</b></li> <li>3. DUT: returns method response message with same value as in the request</li> </ol>
Pass Criteria	DUT: returns method response message with same value as in the request
Reference	PRS_SOMEIP_00093;PRS_SOMEIP_00372; PRS_SOMEIP_00084;PRS_SOMEIP_00085; PRS_SOMEIP_00087;PRS_SOMEIP_00091; PRS_SOMEIP_00092;PRS_SOMEIP_00094; PRS_SOMEIP_00095
Notes	

5.1.6.1.24 SOMEIP\_ETS\_040: echoUTF16DYNAMIC\_length\_too\_long\_for\_String

Synopsys	Tester sending out a length which is longer than the actual string and DUT should give back an Error message.
Prerequisites	DUT ETS is running and offering the Enhanced Testability Service
Test setup	Topology 1
Test Input Parameters	Check section ETS Default Input Parameters
Test Procedure	<ol style="list-style-type: none"> <li>1. TESTER: send SOME/IP Message using method <b>echoUTF16DYNAMIC with too big length</b></li> <li>2. DUT: returns Error Message <b>MALFORMED_MESSAGE</b></li> </ol>
Pass Criteria	DUT: returns Error Message <b>MALFORMED_MESSAGE</b>
Reference	PRS_SOMEIP_00372
Notes	





OPEN Alliance

Pass Criteria	DUT: returns method response message with same value as in the request DUT: returns Error Message MALFORMED_MESSAGE
Reference	PRS_SOMEIP_00093;PRS_SOMEIP_00372; PRS_SOMEIP_00084;PRS_SOMEIP_00085; PRS_SOMEIP_00087;PRS_SOMEIP_00091; PRS_SOMEIP_00092;PRS_SOMEIP_00094; PRS_SOMEIP_00095
Notes	

5.1.6.1.26 SOMEIP\_ETTS\_042: echoUTF16DYNAMIC\_length\_too\_short\_for\_String

Synopsys	Check that the DUT rejects with a malformed message an echoUTF16DYNAMIC string which has a length that is shorter than the actual string.
Prerequisites	DUT ETS is running and offering the Enhanced Testability Service
Test setup	Topology 1
Test Input Parameters	Check section ETS Default Input Parameters
Test Procedure	<ol style="list-style-type: none"> <li>1. TESTER: create SOME/IP Message</li> <li>2. TESTER: send SOME/IP Message with a length which is shorter than the actual string using method echoUTF16DYNAMIC</li> <li>3. DUT: returns Error Message MALFORMED_MESSAGE</li> </ol>
Pass Criteria	DUT: returns Error Message MALFORMED_MESSAGE
Reference	PRS_SOMEIP_00372
Notes	

5.1.6.1.27 SOMEIP\_ET5\_043: echoUTF16DYNAMIC\_odd\_number\_before\_termination

Synopsis	Check that the DUT can handle an echoUTF16DYNAMIC string which has an odd number by sending a byte more before the termination and the DUT should give back an error message.
Prerequisites	DUT ETS is running and offering the Enhanced Testability Service
Test setup	Topology 1
Test Input Parameters	Check section ETS Default Input Parameters
Test Procedure	<ol style="list-style-type: none"> <li>1. TESTER: send SOME/IP Message which has an odd number by sending one additional byte before the termination using method echoUTF16DYNAMIC</li> <li>2. DUT: returns Error Message MALFORMED_MESSAGE</li> </ol>
Pass Criteria	DUT: returns Error Message MALFORMED_MESSAGE
Reference	PRS_SOMEIP_00372;PRS_SOMEIP_00085; PRS_SOMEIP_00086;PRS_SOMEIP_00092
Notes	

5.1.6.1.28 SOMEIP\_ET5\_044: echoUTF16DYNAMIC\_with\_odd\_number\_after\_termination

Synopsis	Check that the DUT can handle an echoUTF16DYNAMIC string which has an odd number by sending a byte more after the termination and the DUT should strip this byte away.
Prerequisites	DUT ETS is running and offering the Enhanced Testability Service
Test setup	Topology 1
Test Input Parameters	Check section ETS Default Input Parameters
Test Procedure	<ol style="list-style-type: none"> <li>1. TESTER: send SOME/IP Message which has an odd number by sending one additional byte after the termination using method echoUTF16DYNAMIC</li> <li>2. DUT: returns method response message with odd number after the termination and corrected values</li> </ol>
Pass Criteria	DUT: returns method response message with odd number after the termination and corrected values
Reference	PRS_SOMEIP_00372;PRS_SOMEIP_00085; PRS_SOMEIP_00086;PRS_SOMEIP_00092
Notes	

5.1.6.1.29 SOMEIP\_ETS\_045: echoUTF16DYNAMIC\_wrong\_BOM

Synopsys	Check that the DUT can handle an echoUTF16DYNAMIC string which has a wrong BOM and the DUT should give back an error.
Prerequisites	DUT ETS is running and offering the Enhanced Testability Service
Test setup	Topology 1
Test Input Parameters	Check section general Input Parameters
Test Procedure	<ol style="list-style-type: none"> <li>1. TESTER: send SOME/IP Message <b>with a wrong BOM</b> using method <b>echoUTF16DYNAMIC</b></li> <li>2. DUT: returns Error Message MALFORMED_MESSAGE</li> </ol>
Pass Criteria	DUT: returns Error Message MALFORMED_MESSAGE
Reference	PRS_SOMEIP_00087
Notes	

5.1.6.1.30 SOMEIP\_ETS\_046: echoUTF16FIXED

Synopsys	Check echoUTF16FIXED parameters and their order. (sending and receiving)
Prerequisites	DUT ETS is running and offering the Enhanced Testability Service
Test setup	Topology 1
Test Input Parameters	Check section ETS Default Input Parameters
Test Procedure	<ol style="list-style-type: none"> <li>1. TESTER: send SOME/IP Message using method <b>echoUTF16FIXED</b></li> <li>2. DUT: returns method response message with same value as in the request</li> </ol>
Pass Criteria	DUT: returns method response message with same value as in the request
Reference	PRS_SOMEIP_00373;PRS_SOMEIP_00084; PRS_SOMEIP_00085;PRS_SOMEIP_00087
Notes	

5.1.6.1.31 SOMEIP\_ETS\_047: echoUTF16FIXED\_with\_odd\_number

Synopsys	Check that the DUT can handle an echoUTF16FIXED string which has an odd number by sending a byte more after the termination and the DUT should strip this byte away.
Prerequisites	DUT ETS is running and offering the Enhanced Testability Service
Test setup	Topology 1
Test Input Parameters	Check section ETS Default Input Parameters
Test Procedure	<ol style="list-style-type: none"> <li>3. TESTER: send SOME/IP Message which has an odd number by sending one additional byte after the termination using method echoUTF16FIXED</li> <li>1. DUT: returns method response message with odd number after the termination and without the additional byte</li> </ol>
Pass Criteria	DUT: returns method response message with odd number after the termination and without the additional byte
Reference	PRS_SOMEIP_00085;PRS_SOMEIP_00086
Notes	

5.1.6.1.32 SOMEIP\_ETS\_048: echoUTF8DYNAMIC

Synopsys	Check echoUTF8DYNAMIC parameters and their order. (sending and receiving)
Prerequisites	DUT ETS is running and offering the Enhanced Testability Service
Test setup	Topology 1
Test Input Parameters	Check section ETS Default Input Parameters
Test Procedure	<ol style="list-style-type: none"> <li>1. TESTER: send SOME/IP Message using method echoUTF8DYNAMIC</li> <li>2. DUT: returns method response message with same value as in the request</li> </ol>
Pass Criteria	DUT: returns method response message with same value as in the request
Reference	PRS_SOMEIP_00093;PRS_SOMEIP_00372; PRS_SOMEIP_00087;PRS_SOMEIP_00091; PRS_SOMEIP_00092;PRS_SOMEIP_00094; PRS_SOMEIP_00095
Notes	

5.1.6.1.33 SOMEIP\_ETS\_049: echoUTF8DYNAMIC\_length\_too\_long\_for\_String

Synopsys	Check that the DUT can handle an echoUTF8DYNAMIC string which has a length that is longer than the actual string and the DUT should give back an error.
Prerequisites	DUT ETS is running and offering the Enhanced Testability Service
Test setup	Topology 1
Test Input Parameters	Check section ETS Default Input Parameters
Test Procedure	<ol style="list-style-type: none"> <li>1. TESTER: send SOME/IP Message which has a length that is longer than the actual string using method echoUTF8DYNAMIC</li> <li>2. DUT: returns Error Message MALFORMED_MESSAGE</li> </ol>
Pass Criteria	DUT: returns Error Message MALFORMED_MESSAGE
Reference	PRS_SOMEIP_00372
Notes	

5.1.6.1.34 SOMEIP\_ET5\_050: echoUTF8DYNAMIC\_length\_too\_short\_for\_malformed\_String

Synopsis	According to the SOME/IP specification for UTF-8 strings with dynamic length, ECUs receiving this type of strings shall strip the total amount of bytes received to fit the exact length specified in the string's length field. This test case will request the DUT to reply an echoUTF8DYNAMIC() as defined in the Testability Service, carrying a dynamic UTF-8 string whose specified length forces the DUT to reduce the received string to only 2 bytes , resulting in an invalid payload consisting only of an incomplete BOM.
Prerequisites	DUT ETS is running and offering the Enhanced Testability Service
Test setup	Topology 1
Test Input Parameters	Check section ETS Default Input Parameters
Test Procedure	<pre> 1. TESTER: send SOME/IP Message using method     echoUTF16DYNAMIC with     xii. Source MAC set to the tester's MAC address     xiii. destination MAC set to the DUT's MAC address     xiv. Source Port set to 30492     xv. destination port set to the UDP endpoint option         provided by the DUT's OfferService for the         Testability Service.     xvi. Source IP set to the tester's IP address     xvii. destination IP set to the UDP endpoint option         provided by the DUT's OfferService for the         Testability Service.     xviii. Service-ID set to 0x0101     xix. Instance-Id set to 0x01     xx. Method-ID set to 0x0015     xxi. Payload: 0x00 00 00 80 EF BB BF 48 48 48 48 48 48 48                 48 48 48 48 48 48 48 48 48 48 48 48 48 48 48                 48 48 48 48 48 48 48 48 48 48 48 48 48 48 48                 48 48 48 48 48 48 48 48 48 48 48 48 48 48 48                 48 48 48 48 48 48 48 48 48 48 48 48 48 48 48                 48 48 48 48 48 48 48 48 48 48 48 48 48 48 48                 48 48 48 48 48 48 48 48 48 48 48 48 48 48 00  2. DUT: returns method response message with same value as     in the request 3. TESTER: repeat step 1 but changing the payload of the     echoUTF16Dynamic request to:     xxii. 0x00 00 00 02 EF BB BF 48 48 48 48 48 48 48 48 48           48 48 48 48 48 48 48 48 48 48 48 48 48 48 48 48           48 48 48 48 48 48 48 48 48 48 48 48 48 48 48 48           48 48 48 48 48 48 48 48 48 48 48 48 48 48 48 48           48 48 48 48 48 48 48 48 48 48 48 48 48 48 48 48           48 48 48 48 48 48 48 48 48 48 48 48 48 48 48 48           48 48 48 48 48 48 48 48 48 48 48 48 48 48 00  4. DUT: returns Error Message MALFORMED_MESSAGE </pre>

OPEN Alliance

Pass Criteria	DUT: returns method response message with same value as in the request DUT: returns Error Message MALFORMED_MESSAGE
Reference	PRS_SOMEIP_00093;PRS_SOMEIP_00372; PRS_SOMEIP_00087;PRS_SOMEIP_00091; PRS_SOMEIP_00092;PRS_SOMEIP_00094; PRS_SOMEIP_00095
Notes	

5.1.6.1.35 SOMEIP\_ETS\_051: echoUTF8DYNAMIC\_length\_too\_short\_for\_String

Synopsis	Check that the DUT can handle an echoUTF8DYNAMIC string which has a length that is shorter than the actual string.
Prerequisites	DUT ETS is running and offering the Enhanced Testability Service
Test setup	Topology 1
Test Input Parameters	Check section ETS Default Input Parameters
Test Procedure	<ol style="list-style-type: none"> <li>1. TESTER: send SOME/IP Message <b>which has a length that is shorter than the actual string</b> using method echoUTF8DYNAMIC</li> <li>2. DUT: returns Error Message MALFORMED_MESSAGE</li> </ol>
Pass Criteria	DUT: returns Error Message MALFORMED_MESSAGE
Reference	PRS_SOMEIP_00914
Notes	

5.1.6.1.36 SOMEIP\_ETS\_052: echoUTF8DYNAMIC\_wrong\_BOM

Synopsys	Check that the DUT can handle an echoUTF8DYNAMIC string which has a wrong BOM and the DUT should give back an error.
Prerequisites	DUT ETS is running and offering the Enhanced Testability Service
Test setup	Topology 1
Test Input Parameters	Check section ETS Default Input Parameters
Test Procedure	<ol style="list-style-type: none"> <li>1. TESTER: send SOME/IP Message with wrong BOM using method echoUTF8DYNAMIC</li> <li>2. DUT: returns Error Message MALFORMED_MESSAGE</li> </ol>
Pass Criteria	DUT: returns Error Message MALFORMED_MESSAGE
Reference	PRS_SOMEIP_00372;PRS_SOMEIP_00087; PRS_SOMEIP_00091;PRS_SOMEIP_00092; PRS_SOMEIP_00094;PRS_SOMEIP_00095
Notes	

5.1.6.1.37 SOMEIP\_ETS\_053: echoUTF8FIXED

Synopsys	Check echoUTF8FIXED parameters and their order. (sending and receiving)
Prerequisites	DUT ETS is running and offering the Enhanced Testability Service
Test setup	Topology 1
Test Input Parameters	Check section ETS Default Input Parameters
Test Procedure	<ol style="list-style-type: none"> <li>1. TESTER: send SOME/IP Message using method echoUTF8FIXED</li> <li>2. DUT: returns method response message with same value as in the request</li> </ol>
Pass Criteria	DUT: returns method response message with same value as in the request
Reference	PRS_SOMEIP_00373;PRS_SOMEIP_00087
Notes	



5.1.6.1.38 SOMEIP\_ETS\_054: Length\_equals\_0\_Test

Synopsis	Check that the DUT gives back an error message when the SOMEIP length equals zero.
Prerequisites	DUT ETS is running and offering the Enhanced Testability Service
Test setup	Topology 1
Test Input Parameters	Check section ETS Default Input Parameters
Test Procedure	<ol style="list-style-type: none"> <li>1. TESTER: send SOME/IP Message with length zero using method <code>echoUINT8</code></li> <li>2. DUT: returns Error Message <code>MALFORMED_MESSAGE</code></li> </ol>
Pass Criteria	DUT: returns Error Message <code>MALFORMED_MESSAGE</code>
Reference	PRS_SOMEIP_00042
Notes	

5.1.6.1.39 SOMEIP\_ETS\_055: Length\_smaller\_than\_8\_Test

Synopsis	Check that the DUT gives back an error message when the SOMEIP length is less than 8 bytes.
Prerequisites	DUT ETS is running and offering the Enhanced Testability Service
Test setup	Topology 1
Test Input Parameters	Check section ETS Default Input Parameters
Test Procedure	<ol style="list-style-type: none"> <li>1. TESTER: send SOME/IP Message with length less than 8 bytes using method <code>echoUINT8</code></li> <li>2. DUT: returns Error Message <code>MALFORMED_MESSAGE</code></li> </ol>
Pass Criteria	DUT: returns Error Message <code>MALFORMED_MESSAGE</code>
Reference	PRS_SOMEIP_00042
Notes	

5.1.6.1.40 SOMEIP\_ETS\_058: Length\_way\_too\_long

Synopsis	Tester sends a much longer SOME/IP length than the current payload with a few requests and DUT should give back an Error message or directly ignore it.
Prerequisites	DUT ETS is running and offering the Enhanced Testability Service
Test setup	Topology 1
Test Input Parameters	Check section ETS Default Input Parameters
Test Procedure	<ol style="list-style-type: none"> <li>1. TESTER: send SOMEIP messages with a much longer SOME/IP length than the current payload</li> <li>2. DUT: returns Error Message MALFORMED_MESSAGE or ignores the Message</li> </ol>
Pass Criteria	DUT: returns Error Message MALFORMED_MESSAGE or ignores the Message
Reference	PRS_SOMEIP_00902;PRS_SOMEIP_00191
Notes	

5.1.6.1.41 SOMEIP\_ETS\_059: ResetInterface\_wrong\_Fire\_and\_forget\_package\_get\_No\_Error\_back

Synopsys	Check that the DUT doesn't answer or send an error message to a wrong Fire&Forget message.
Prerequisites	DUT ETS is running and offering the Enhanced Testability Service
Test setup	Topology 1
Test Input Parameters	Check section ETS Default Input Parameters
Test Procedure	<ol style="list-style-type: none"> <li>1. TESTER: use method resetInterface with invalid interface version</li> <li>2. DUT: doesn't answer and does not send an error message TESTER: store the returned value and increment it</li> <li>3. TESTER: use method TestFieldUINT8 with Setter method and set the incremented value</li> <li>4. DUT: return the field value which was set by the Tester</li> <li>5. TESTER: trigger a reset of the interface by using method resetInterface</li> <li>6. TESTER: use method TestFieldUINT8 with Field Getter method to request the field value again</li> <li>7. DUT: returns the incremented value which was set by the Tester in step 4</li> </ol>
Pass Criteria	DUT: doesn't answer and does not send an error message
Reference	PRS_SOMEIP_00701;PRS_SOMEIP_00170; PRS_SOMEIP_00171;PRS_SOMEIP_00189
Notes	

5.1.6.1.42 SOMEIP\_ETS\_060: SD\_Discover\_Port\_and\_IP

Synopsys	The DUT has to answer the Testers Multicast FindService with a Unicast OfferService, stating all IPs and Ports needed to fulfill all sort of possible Communications with it.
Prerequisites	DUT ETS is running and offering the Enhanced Testability Service
Test setup	Topology 1
Test Input Parameters	Check section ETS Default Input Parameters
Test Procedure	<ol style="list-style-type: none"> <li>1. TESTER: send Multicast FindService</li> <li>2. DUT: returns Unicast OfferService, stating all IPs and Ports needed to fulfill all sort of possible Communications with it.</li> </ol>
Pass Criteria	DUT: returns Unicast OfferService, stating all IPs and Ports needed to fulfill all sort of possible Communications with it.
Reference	PRS_SOMEIPSD_00310;PRS_SOMEIPSD_00357; PRS_SOMEIPSD_00358;PRS_SOMEIPSD_00361; PRS_SOMEIPSD_00362
Notes	

5.1.6.1.43 SOMEIP\_ETS\_061: Sending\_two\_SOMEIP\_Messages\_in\_a\_row

Synopsys	<p>Sending two SOMEIP messages in one UDP package. DUT has to reply on all two SOMEIP messages and send the correct response.</p> <p>Check the handling when more SOMEIP messages are in one transport protocol frame.</p>
Prerequisites	DUT ETS is running and offering the Enhanced Testability Service
Test setup	Topology 1
Test Input Parameters	Check section ETS Default Input Parameters
Test Procedure	<ol style="list-style-type: none"> <li>3. TESTER: send two SOMEIP messages in one UDP frame e.g. using the methods echoUINT8 and echoENUM in combination</li> <li>4. DUT: returns the method results of both requests in one message or separate messages</li> </ol>
Pass Criteria	DUT: returns the method results of both requests in one message or separate messages
Reference	<p>PRS_SOMEIPSD_00310;PRS_SOMEIPSD_00357;          PRS_SOMEIPSD_00358;PRS_SOMEIPSD_00361;          PRS_SOMEIPSD_00362</p>
Notes	

5.1.6.1.44 SOMEIP\_ETS\_063: String\_UTF16FIXED\_too\_long

Synopsys	Check that the DUT which has a UTF16FIXED string which is longer than 64 Byte gives back an error message
Prerequisites	DUT ETS is running and offering the Enhanced Testability Service
Test setup	Topology 1
Test Input Parameters	Check section ETS Default Input Parameters
Test Procedure	<ol style="list-style-type: none"> <li>1. TESTER: send SOME/IP Message with string which is longer than 64 Byte using method echoUTF16FIXED</li> <li>2. DUT: returns Error Message MALFORMED_MESSAGE</li> </ol>
Pass Criteria	DUT: returns Error Message MALFORMED_MESSAGE
Reference	PRS_SOMEIP_00911
Notes	

5.1.6.1.45 SOMEIP\_ETS\_064: String\_UTF16FIXED\_too\_short

Synopsys	Check that the DUT which has a UTF16FIXED string which is shorter than 64 Byte gives back an error message
Prerequisites	DUT ETS is running and offering the Enhanced Testability Service
Test setup	Topology 1
Test Input Parameters	Check section ETS Default Input Parameters
Test Procedure	<ol style="list-style-type: none"> <li>1. TESTER: send SOME/IP Message with string which is shorter than 64 Byte using method echoUTF16FIXED</li> <li>2. DUT: returns Error Message MALFORMED_MESSAGE</li> </ol>
Pass Criteria	DUT: returns Error Message MALFORMED_MESSAGE
Reference	PRS_SOMEIP_00373
Notes	

5.1.6.1.46 SOMEIP\_ETS\_065: String\_UTF8FIXED\_too\_long

Synopsys	Check that the DUT which has a <del>UTF16FIXED</del> UTF8FIXED string which is longer than 64 Byte gives back an error message
Prerequisites	DUT ETS is running and offering the Enhanced Testability Service
Test setup	Topology 1
Test Input Parameters	Check section ETS Default Input Parameters
Test Procedure	<ol style="list-style-type: none"> <li>1. TESTER: send SOME/IP Message with string which is longer than 64 Byte using method <del>echoUTF16FIXED</del> echoUTF8FIXED</li> <li>2. DUT: returns Error Message MALFORMED_MESSAGE</li> </ol>
Pass Criteria	DUT: returns Error Message MALFORMED_MESSAGE
Reference	PRS_SOMEIP_00911
Notes	

5.1.6.1.47 SOMEIP\_ETS\_066: String\_UTF8FIXED\_too\_short

Synopsis	Check that the DUT which has a UTF8FIXED string which is shorter than 64 Byte gives back an error message
Prerequisites	DUT ETS is running and offering the Enhanced Testability Service
Test setup	Topology 1
Test Input Parameters	Check section ETS Default Input Parameters
Test Procedure	<ol style="list-style-type: none"> <li>1. TESTER: send SOME/IP Message with <b>string which is shorter than 64 Byte</b> using method <b>UTF8FIXED</b></li> <li>2. DUT: returns Error Message MALFORMED_MESSAGE</li> </ol>
Pass Criteria	DUT: returns Error Message MALFORMED_MESSAGE
Reference	PRS_SOMEIP_00373
Notes	

5.1.6.1.48 SOMEIP\_ETS\_067: UINT8Array\_with\_Length\_0\_strips\_Payload

Synopsis	Check that the DUT strips the array to no payload when the array length equals zero.
Prerequisites	DUT ETS is running and offering the Enhanced Testability Service
Test setup	Topology 1
Test Input Parameters	Check section ETS Default Input Parameters
Test Procedure	<ol style="list-style-type: none"> <li>1. TESTER: send SOME/IP Message with <b>array length equal to zero</b> using method <b>UINT8Array</b></li> <li>2. DUT: returns method response message with payload length zero (no payload)</li> </ol>
Pass Criteria	DUT: returns method response message with payload length zero (no payload)
Reference	PRS_SOMEIP_00375;PRS_SOMEIP_00377;PRS_SOMEIP_00114
Notes	

5.1.6.1.49 SOMEIP\_ETS\_068: Unaligned\_SOMEIP\_Messages\_overTCP

Synopsys	Sending three SOMEIP messages in one TCP package and one SOMEIP message is unaligned. DUT has to reply to all three SOMEIP messages and send the correct response.
Prerequisites	DUT ETS is running and offering the Enhanced Testability Service
Test setup	Topology 1
Test Input Parameters	Check section ETS Default Input Parameters
Test Procedure	<ol style="list-style-type: none"> <li>1. TESTER: send three SOME/IP Messages in one TCP package with <b>one unaligned</b> SOMEIP message using method echoUINT8array</li> <li>2. DUT: returns method response messages to all three requests</li> </ol>
Pass Criteria	DUT: returns method response messages to all three requests
Reference	PRS_SOMEIP_00142;PRS_SOMEIP_00569
Notes	

5.1.6.1.50 SOMEIP\_ETS\_069: Unaligned\_SOMEIP\_Messages\_overUDP

Synopsys	Sending three SOMEIP messages in one UDP package and one SOMEIP message is unaligned. DUT has to reply on all three SOMEIP messages and send the correct response.
Prerequisites	DUT ETS is running and offering the Enhanced Testability Service
Test setup	Topology 1
Test Input Parameters	Check section ETS Default Input Parameters
Test Procedure	<ol style="list-style-type: none"> <li>1. TESTER: send three SOME/IP Messages in one UDP package with <b>one unaligned</b> SOMEIP message using method echoUINT8array</li> <li>2. DUT: returns method response messages to all three requests</li> </ol>
Pass Criteria	DUT: returns method response messages to all three requests
Reference	PRS_SOMEIP_00142;PRS_SOMEIP_00569
Notes	



5.1.6.1.51 SOMEIP\_ETS\_070: Union\_Length\_longer\_as\_message\_length\_allows\_it

Synopsys	Check that the DUT gives back an error message when the union length is longer then the SOMEIP length allows it.
Prerequisites	DUT ETS is running and offering the Enhanced Testability Service
Test setup	Topology 1
Test Input Parameters	Check section ETS Default Input Parameters
Test Procedure	<ol style="list-style-type: none"> <li>1. TESTER: send SOME/IP Message where the union length is longer than the SOMEIP length allows it using method echoUNION</li> <li>2. DUT: returns Error Message MALFORMED_MESSAGE</li> </ol>
Pass Criteria	DUT: returns Error Message MALFORMED_MESSAGE
Reference	PRS_SOMEIP_00119;PRS_SOMEIP_00126
Notes	

5.1.6.1.52 SOMEIP\_ETS\_071: Union\_Length\_too\_long

Synopsys	Check that the DUT gives back an error message when the union length is longer than the actual union.
Prerequisites	DUT ETS is running and offering the Enhanced Testability Service
Test setup	Topology 1
Test Input Parameters	Check section ETS Default Input Parameters
Test Procedure	<ol style="list-style-type: none"> <li>1. TESTER: send SOME/IP Message where the union length is longer than the actual union using method echoUNION</li> <li>2. DUT: returns Error Message MALFORMED_MESSAGE</li> </ol>
Pass Criteria	DUT: returns Error Message MALFORMED_MESSAGE
Reference	PRS_SOMEIP_00119;PRS_SOMEIP_00126
Notes	

5.1.6.1.53 SOMEIP\_ETS\_072: Union\_Length\_too\_short

Synopsys	Tester sending out a request where the union length is shorter than the actual message length allows it and the DUT should give back an Error message.
Prerequisites	DUT ETS is running and offering the Enhanced Testability Service
Test setup	Topology 1
Test Input Parameters	Check section ETS Default Input Parameters
Test Procedure	<ol style="list-style-type: none"> <li>1. TESTER: send SOME/IP Message where the union length is shorter than the actual message length allows it using method echoUNION</li> <li>2. DUT: returns Error Message MALFORMED_MESSAGE</li> </ol>
Pass Criteria	DUT: returns Error Message MALFORMED_MESSAGE
Reference	PRS_SOMEIP_00119;PRS_SOMEIP_00126
Notes	

5.1.6.1.54 SOMEIP\_ETS\_073: Union\_with\_wrong\_type\_field\_for\_union\_member\_Padding

Synopsys	Check that the DUT gives back the correct Union for the type field (with or without padding) when the union has the wrong type field for the payload.
Prerequisites	DUT ETS is running and offering the Enhanced Testability Service
Test setup	Topology 1
Test Input Parameters	Check section ETS Default Input Parameters
Test Procedure	<ol style="list-style-type: none"> <li>1. TESTER: send SOME/IP Message where the union has the wrong type field for the payload using method echoUNION</li> <li>2. DUT: returns method response messages with the correct union type and adjusted padding</li> </ol>
Pass Criteria	DUT: returns method response messages with the correct union type and adjusted padding
Reference	PRS_SOMEIP_00119;PRS_SOMEIP_00126
Notes	

5.1.6.1.55 SOMEIP\_ETS\_074: Wrong\_Interface\_Version

Synopsys	Check that the DUT gives back an error message or ignores it when a wrong interface version arrives in a request.
Prerequisites	DUT ETS is running and offering the Enhanced Testability Service
Test setup	Topology 1
Test Input Parameters	Check section ETS Default Input Parameters
Test Procedure	<ol style="list-style-type: none"> <li>1. TESTER: send SOME/IP Message with wrong Interface Version using method echoUINT8</li> <li>2. DUT: returns Error Message WRONG_INTERFACE_VERSION or ignores the request</li> </ol>
Pass Criteria	DUT: returns Error Message WRONG_INTERFACE_VERSION or ignores the request
Reference	<p>PRS_SOMEIP_00053;PRS_SOMEIP_00058;</p> <p>PRS_SOMEIP_00190;PRS_SOMEIP_00191</p>
Notes	

5.1.6.1.56 SOMEIP\_ETS\_075: Wrong\_Message\_Type

Synopsis	Check that the DUT gives back an error message or ignores it when a wrong Message Type arrives in a request.
Prerequisites	DUT ETS is running and offering the Enhanced Testability Service
Test setup	Topology 1
Test Input Parameters	Check section ETS Default Input Parameters
Test Procedure	<ol style="list-style-type: none"> <li>1. TESTER: send SOME/IP Message with wrong Message Type using method echoUINT8</li> <li>2. DUT: returns Error Message WRONG_MESSAGE_TYPE or ignores the request</li> </ol>
Pass Criteria	DUT: returns Error Message WRONG_MESSAGE_TYPE or ignores the request
Reference	PRS_SOMEIP_00055;PRS_SOMEIP_00701
Notes	

5.1.6.1.57 SOMEIP\_ETS\_076: Wrong\_Method\_ID

Synopsys	Check that the DUT gives back an error message or ignores it when a wrong Method ID arrives in a request.
Prerequisites	DUT ETS is running and offering the Enhanced Testability Service
Test setup	Topology 1
Test Input Parameters	Check section ETS Default Input Parameters
Test Procedure	<ol style="list-style-type: none"> <li>1. TESTER: send SOME/IP Message with wrong Method ID using method echoUINT8</li> <li>2. DUT: returns Error Message UNKNOWN_METHOD or ignores the request</li> </ol>
Pass Criteria	DUT: returns Error Message UNKNOWN_METHOD or ignores the request
Reference	<p>PRS_SOMEIP_00058;PRS_SOMEIP_00190;</p> <p>PRS_SOMEIP_00191;PRS_SOMEIP_00055</p>
Notes	

5.1.6.1.58 SOMEIP\_ETS\_077: Wrong\_Service\_ID

Synopsys	Check that the DUT gives back an error message when a wrong Service ID arrives in a request or the DUT shall ignore the request.
Prerequisites	DUT ETS is running and offering the Enhanced Testability Service
Test setup	Topology 1
Test Input Parameters	Check section ETS Default Input Parameters
Test Procedure	<ol style="list-style-type: none"> <li>3. TESTER: send SOME/IP Message with wrong Service ID using method echoUINT8</li> <li>4. DUT: returns Error Message UNKNOWN_SERVICE or ignores the request</li> </ol>
Pass Criteria	DUT: returns Error Message UNKNOWN_SERVICE or ignores the request
Reference	PRS_SOMEIP_00190;PRS_SOMEIP_00191
Notes	

5.1.6.1.59 SOMEIP\_ETS\_078: Wrong\_SOMEIP\_Protocol\_Version

Synopsys	Check that the DUT gives back an error message when a wrong Protocol Version arrives in a request or the DUT shall ignore the request.
Prerequisites	DUT ETS is running and offering the Enhanced Testability Service
Test setup	Topology 1
Test Input Parameters	Check section ETS Default Input Parameters
Test Procedure	<ol style="list-style-type: none"> <li>5. TESTER: send SOME/IP Message with wrong Protocol Version using method echoU echoUINT8NION</li> <li>6. DUT: returns Error Message WRONG_PROTOCOL_VERSION or ignores the request</li> </ol>
Pass Criteria	DUT: returns Error Message WRONG_PROTOCOL_VERSION or ignores the request
Reference	PRS_SOMEIP_00052;PRS_SOMEIP_00190;PRS_SOMEIP_00191
Notes	

5.1.6.1.60 SOMEIP\_ETS\_081: ClientServiceActivate\_Server\_reboot

Synopsys	Check if the DUT detected a reboot of a server it reacts properly by re-establishing the communication.
Prerequisites	DUT ETS is running and offering the Enhanced Testability Service
Test setup	Topology 1
Test Input Parameters	Check section ETS Default Input Parameters
Test Procedure	<ol style="list-style-type: none"> <li>1. TESTER: activate the DUT's ETS client Service mode by method <code>clientServiceActivate</code></li> <li>2. TESTER: send <code>OfferService</code> to offer the Tester's ETS with a TCP Endpoint option</li> <li>3. DUT: establishes a TCP-connection with the tester based on the offered end point options</li> <li>4. DUT: subscribes to the event group <code>clientServiceSubscribeEventgroup (0x0032)</code>. The end point option of this subscription shall match the parameters of the TCP-connection (IP-address and port).</li> <li>5. TESTER: send <code>SubscribeEventgroupAck</code> to the DUT</li> <li>6. TESTER: simulate a reboot by sending <code>OfferService</code> entries in SOME/IP-SD message with lower Session-ID as before</li> <li>7. DUT: renews its TCP-connection by closing the old one and opening a new one</li> </ol>
Pass Criteria	<p>DUT: establishes a TCP-connection with the tester based on the offered end point options</p> <p>DUT: subscribes to the event group <code>clientServiceSubscribeEventgroup (0x0032)</code>. The end point option of this subscription shall match the parameters of the TCP-connection (IP-address and port).</p> <p>DUT: renews its TCP-connection by closing the old one and opening a new one</p>
Reference	PRS_SOMEIPSD_00385
Notes	No ICMP (port unreachable) message shall be sent from the DUT.

5.1.6.1.61 SOMEIP\_ETS\_082: ClientServiceActivate\_Server\_reboot\_2

Synopsys	Check if the DUT detected a reboot of a server it reacts properly by using the newly assigned UDP-Port.
Prerequisites	DUT ETS is running and offering the Enhanced Testability Service
Test setup	Topology 1
Test Input Parameters	Check section ETS Default Input Parameters
Test Procedure	<ol style="list-style-type: none"> <li>1. TESTER: activate the DUT's ETS client Service mode by method clientServiceActivate</li> <li>2. TESTER: send OfferService to offer the Tester's ETS with a UDP Endpoint option</li> <li>3. DUT: subscribes to the event group clientServiceSubscribeEventgroup (0x0032)</li> <li>4. TESTER: send SubscribeEventgroupAck to the DUT</li> <li>5. TESTER: send a SOME/IP Event to the DUT</li> <li>6. TESTER: simulate a reboot by sending OfferService entries in SOME/IP-SD message with lower Session-ID as before</li> <li>7. TESTER: send OfferService to offer the Tester's ETS again with another UDP-port in the endpoint option</li> <li>8. DUT: subscribes again to the event group clientServiceSubscribeEventgroup (0x0032)</li> <li>9. TESTER: send SubscribeEventgroupAck to the DUT</li> <li>10. TESTER: send a SOME/IP Event to the DUT from the new UDP-port</li> </ol>
Pass Criteria	<p>DUT: subscribes to the event group clientServiceSubscribeEventgroup (0x0032)</p> <p>DUT: subscribes again to the event group clientServiceSubscribeEventgroup (0x0032)</p>
Reference	PRS_SOMEIPSD_00385
Notes	No ICMP (port unreachable) message shall be sent from the DUT.



5.1.6.1.62 SOMEIP\_ETS\_084: ClientServiceDeactivate

Synopsys	The DUT is expected to stop the Client Mode, halting all reactions to clientService related Requests.
Prerequisites	DUT ETS is running and offering the Enhanced Testability Service
Test setup	Topology 1
Test Input Parameters	Check section ETS Default Input Parameters
Test Procedure	<ol style="list-style-type: none"> <li>1. TESTER: activate the DUT's ETS client Service mode by method clientServiceActivate with a timeout value of 1 Second</li> <li>2. DUT: starts the client Start-up Phase</li> <li>3. TESTER: trigger the DUT to subscribe to the Tester's Eventgroup using method clientServiceSubscribeEventgroup</li> <li>4. TESTER: send OfferService message with the eventgroup parameterized in step 3</li> <li>5. DUT: sends SubscribeEventgroup</li> <li>6. TESTER: deactivate the DUT's ETS client Service mode by method clientServiceDeactivate</li> <li>7. DUT: sends StopSubscribeEventgroup to cancel the subscription of step 5</li> </ol>
Pass Criteria	<p>DUT: starts the client Start-up Phase</p> <p>DUT: sends SubscribeEventgroup</p> <p>DUT: sends StopSubscribeEventgroup to cancel the subscription of step 5</p>
Reference	<p>PRS_SOMEIPSD_00386;PRS_SOMEIP_00710;</p> <p>PRS_SOMEIP_00708;PRS_SOMEIPSD_00351</p>
Notes	

5.1.6.1.63 SOMEIP\_ETS\_086: Eventgroup\_EventsAndFieldsAll\_2\_TCP

Synopsys	The DUT has to send out SubscribeEventgroupAck and all initial Fields regarding the Eventgroup 0x02.
Prerequisites	DUT ETS is running and offering the Enhanced Testability Service
Test setup	Topology 1
Test Input Parameters	Check section ETS Default Input Parameters
Test Procedure	<ol style="list-style-type: none"> <li>1. TESTER: send SubscribeEventgroup Message for Eventgroup 0x02</li> <li>2. DUT: sends SubscribeEventgroupAck</li> <li>3. DUT: sends all initial Events to the same IP and Port the Tester indicated in the SubscribeEventgroup Message: <ul style="list-style-type: none"> <li>• Interface Version Method-ID: 0x8005</li> <li>• TestfieldUINT8 Method-ID: 0x8006</li> <li>• TestfieldUINT8Array Method-ID: 0x8007</li> <li>• TestFieldUINT8Reliable Method-ID 0x8008</li> </ul> </li> </ol>
Pass Criteria	DUT: sends SubscribeEventgroupAck DUT: sends all initial Events to the same IP and Port the Tester indicated in the SubscribeEventgroup Message
Reference	PRS_SOMEIPSD_00386 PRS_SOMEIPSD_00387;PRS_SOMEIPSD_00391; PRS_SOMEIPSD_00391
Notes	

5.1.6.1.64 SOMEIP\_ETS\_087: Eventgroup\_EventsAndFieldsUnreliable\_5

Synopsys	The DUT has to send out SubscribeEventgroupAck and all initial Fields regarding the Eventgroup 0x05.
Prerequisites	DUT ETS is running and offering the Enhanced Testability Service
Test setup	Topology 1
Test Input Parameters	Check section ETS Default Input Parameters
Test Procedure	<ol style="list-style-type: none"> <li>1. TESTER: send SubscribeEventgroup Message for Eventgroup 0x05</li> <li>2. DUT: sends SubscribeEventgroupAck</li> <li>3. DUT: sends all initial Events to the same IP and Port the Tester indicated in the SubscribeEventgroup Message: <ul style="list-style-type: none"> <li>• Interface Version Method-ID: 0x8005</li> <li>• TestfieldUINT8 Method-ID: 0x8006</li> <li>• TestfieldUINT8Array Method-ID: 0x8007</li> </ul> </li> </ol>
Pass Criteria	<p>DUT: sends SubscribeEventgroupAck</p> <p>DUT: sends all initial Events to the same IP and Port the Tester indicated in the SubscribeEventgroup Message</p>
Reference	PRS_SOMEIPSD_00386;PRS_SOMEIPSD_00387;PRS_SOMEIPSD_00391
Notes	

5.1.6.1.65 SOMEIP\_ETS\_088: SD\_Answer\_multiple\_subscribes\_together

Synopsys	The DUT has to accept each SubscribeEventgroup Entry it receives.
Prerequisites	DUT ETS is running and offering the Enhanced Testability Service
Test setup	Topology 1
Test Input Parameters	Check section ETS Default Input Parameters
Test Procedure	<ol style="list-style-type: none"> <li>1. TESTER: send a message with multiple SubscribeEventgroup Entries for the Eventgroups: <ul style="list-style-type: none"> <li>• 0x02</li> <li>• 0x05</li> <li>• 0x06</li> </ul> </li> <li>2. DUT: sends SubscribeEventgroupAck for each entry</li> </ol>
Pass Criteria	DUT: sends SubscribeEventgroupAck for each entry
Reference	PRS_SOMEIPSD_00263;SIP_SD_65;SIP_SD_836
Notes	

5.1.6.1.66 SOMEIP\_ETS\_089: SD\_Calling\_same\_ports\_before\_and\_after\_suspendInterface

Synopsys	A certain amount of method calls are made using specific source ports and all against the same SOME/IP port offered by the DUT. Once the tester has finished one request, it will perform a new request against the DUT's SOME/IP port and therefore the DUT must be able to resume listening and dispatching requests on that port as soon as a previous request has finished.
Prerequisites	DUT ETS is running and offering the Enhanced Testability Service
Test setup	Topology 1
Test Input Parameters	Check section ETS Default Input Parameters
Test Procedure	<ol style="list-style-type: none"> <li>1. TESTER: First TestFieldUINT8 Getter and Setter</li> <li>2. DUT: responds normally</li> <li>3. TESTER: request Interface Version</li> <li>4. DUT: tells his Interface Version through another Port</li> <li>5. TESTER: Second TestFieldUINT8 Getter and Setter</li> <li>6. DUT: Similar to the first Try but using different Ports.</li> <li>7. TESTER: First TestFieldUINT8Array</li> <li>8. DUT: The DUT has to answer the Getter and Setter on the given Port.</li> <li>9. TESTER: SuspendInterface</li> <li>10. DUT: suspends the Interface for the given ammount of Time and sends a StopOfferService Message.</li> <li>11. TESTER: Third TestFieldUINT8</li> <li>12. DUT: has to answer again using the same Ports, thus this must still be available.</li> <li>13. TESTER: Second call to InterfaceVersion</li> <li>14. DUT: has to be able to answer to the same Ports it did before the SuspendInterface.</li> <li>15. TESTER: Fourth TestFieldUINT8</li> <li>16. DUT: The same Ports must be open.</li> <li>17. TESTER: Second TestFieldUINT8Array</li> <li>18. DUT: must have available the same Ports it had for the first call.</li> </ol>
Pass Criteria	
Reference	PRS_SOMEIPSD_00356; PRS_SOMEIPSD_00364; PRS_SOMEIPSD_00357
Notes	

## 5.1.6.1.67 SOMEIP\_ETS\_091: SD\_Check\_OfferService\_Request\_ID\_incrementation

Synopsys	The DUT's regular OfferService Messages have to increment the Session-ID from one iteration to the next one.
Prerequisites	DUT ETS is running and offering the Enhanced Testability Service
Test setup	Topology 1
Test Input Parameters	Check section ETS Default Input Parameters
Test Procedure	<ol style="list-style-type: none"> <li>1. TESTER: observe the DUTs OfferService Messages and analyze the Session-IDs</li> <li>2. DUT: increments the Session-IDs of its OfferService Messages</li> </ol>
Pass Criteria	DUT: increments the Session-IDs of its OfferService Messages
Reference	PRS_SOMEIPSD_00157; PRS_SOMEIPSD_00355; PRS_SOMEIPSD_00154
Notes	

## 5.1.6.1.68 SOMEIP\_ETS\_092: SD\_Check\_Reaction\_to\_a\_Subscribe\_with\_ttl\_0

Synopsys	The DUT shall not respond to a unicast SubscribeEventgroup Request with TTL = 0 (i.e. StopSubscribeEventgroup)
Prerequisites	DUT ETS is running and offering the Enhanced Testability Service
Test setup	Topology 1
Test Input Parameters	Check section ETS Default Input Parameters
Test Procedure	<ol style="list-style-type: none"> <li>3. TESTER: send a unicast SubscribeEventgroup message with a TTL set to 0</li> <li>4. DUT: does not react to the request</li> </ol>
Pass Criteria	DUT: does not react to the request
Reference	PRS_SOMEIPSD_00386; PRS_SOMEIPSD_00387; PRS_SOMEIPSD_00391
Notes	

5.1.6.1.69 SOMEIP\_ETS\_093: SD\_Check\_Reboot\_Detection\_separate\_multicast\_and\_unicast

Synopsys	The DUT has to detect that the Client performed a reboot when sending Multicast and Unicast.
Prerequisites	DUT ETS is running and offering the Enhanced Testability Service
Test setup	Topology 1
Test Input Parameters	Check section ETS Default Input Parameters
Test Procedure	<p>Test description:A: Multicast - Test</p> <ol style="list-style-type: none"> <li>1. TESTER: send FindService (0x0101) with Session-ID: 0x0004</li> <li>2. DUT: can answer with a unicast or multicast offer service message</li> <li>3. TESTER: subscribes to the Eventgroup 0x5 of the offered ETS by the DUT with Session-ID: 0x0004.</li> <li>4. DUT: shall send a SubscribeEventgroupAck to the tester. After the Acknowledge the DUT shall immediately send an initial event (Notify of Field InterfaceVersion: 0x8005) due to the new subscription</li> <li>5. TESTER: send a second FindService (0x0101) with Session-ID: 0x0005. (1 second after step 1)</li> <li>6. DUT: can answer with a unicast or multicast offer service message</li> <li>7. TESTER: subscribe to the Eventgroup 0x5 of the offered ETS by the DUT with Session-ID: 0x0005.</li> <li>8. DUT: shall send a SubscribeEventgroupAck to the tester. After the second subscription the DUT is not allowed to send the initial event again</li> <li>9. TESTER: send a third FindService (0x0101) with the Session-ID 0x0001 (Client reboot simulation)</li> <li>10. DUT: can answer with a unicast or multicast offer service message</li> <li>11. TESTER: subscribe to the Eventgroup 0x5 of the offered ETS by the DuT with Session-ID: 0x0001.</li> <li>12. DUT: shall send a SubscribeEventgroupAck to the tester. It is expected that the DUT sends the initial event again, which means that it has detected the client reboot</li> </ol> <p>B: Unicast - Test</p> <ol style="list-style-type: none"> <li>13. TESTER: subscribe to the Eventgroup 0x5 of the offered ETS by the DuT with Session-ID: 0x0004.</li> <li>14. DUT: shall send a SubscribeEventgroupAck to the tester. After the Acknowledge the DUT shall immediately send an initial event (Notify of Field InterfaceVersion: 0x8005) due to the new subscription.</li> <li>15. TESTER: sends second Subscribe to the Eventgroup 0x5 with a higher Session-ID (0x0005).</li> </ol>

	<p>16. DUT: shall send a SubscribeEventgroupAck to the tester. After the second subscription the DUT is not allowed to send the initial event again.</p> <p>17. TESTER: send a third Subscribe to the Eventgroup 0x5 with the Session-ID 0x0001 (Client reboot simulation).</p> <p>18. DUT: shall send a SubscribeEventgroupAck to the tester. It is expected that the DUT sends the initial event again, which means that it has detected the client reboot.</p> <p>C: Unicast and Multicast - Robustness test</p> <p>19. Finally, in order to see if the DUT is able to keep the reboot detection separated for multicast (M) and unicast (U) Messages, both types of Messages are cross sent. There is no real reboot since the Session-IDs for each kind of them are always incremented but they are lower for unicast than for multicast. If the DUT is not able to keep them separated, it would believe that a reboot happened and the Test would fail.</p>
Pass Criteria	See expected DUT reactions above
Reference	
Notes	



5.1.6.1.70 SOMEIP\_ETS\_094: SD\_Check\_Reboot\_Detection\_Server\_Side

Synopsys	The DUT has to detect a reboot of the Tester.
Prerequisites	DUT ETS is running and offering the Enhanced Testability Service
Test setup	Topology 1
Test Input Parameters	Check section ETS Default Input Parameters
Test Procedure	<ol style="list-style-type: none"> <li>1. TESTER: send a SubscribeEventgroup message for Eventgroup 0x02</li> <li>2. DUT: sends SubscribeEventgroupAck</li> <li>3. TESTER: trigger the DUT to send Events by using the method TriggerEventUint8.</li> <li>4. DUT: sends TestEventUint8</li> <li>5. TESTER: send FindService message with a SessionID of 0x05</li> <li>6. DUT: continues sending TestEventUint8</li> <li>7. TESTER: send FindService message with a SessionID of 0x05 (to simulated a reboot)</li> <li>8. DUT: stops sending TestEventUint8</li> </ol>
Pass Criteria	<p>DUT: sends SubscribeEventgroupAck</p> <p>DUT: sends TestEventUint8</p> <p>DUT: continues sending TestEventUint8</p> <p>DUT: stops sending TestEventUint8</p>
Reference	PRS_SOMEIPSD_00157
Notes	

5.1.6.1.71 SOMEIP\_ETS\_095: SD\_Check\_subscribe\_eventgroup\_ttl\_expired

Synopsys	The DUT has to detect that the Tester's Subscription has expired (ttl = 3) and must not respond to the Trigger that the Tester invokes after the TTL expired.
Prerequisites	DUT ETS is running and offering the Enhanced Testability Service
Test setup	Topology 1
Test Input Parameters	Check section ETS Default Input Parameters
Test Procedure	<ol style="list-style-type: none"> <li>1. TESTER: send a SubscribeEventgroup message for Eventgroup 0x02 with a ttl value of 3 seconds</li> <li>2. DUT: sends SubscribeEventgroupAck</li> <li>3. TESTER: wait for at least 3 seconds (until the subscription has expired)</li> <li>4. TESTER: trigger the DUT to send Events by using the method TriggerEventUint8.</li> <li>5. DUT: does not send any TestEventUint8</li> </ol>
Pass Criteria	<p>DUT: sends SubscribeEventgroupAck</p> <p>DUT: does not send any TestEventUint8</p>
Reference	PRS_SOMEIPSD_00386
Notes	

5.1.6.1.72 SOMEIP\_ETS\_096: SD\_Check\_TCP\_Connection\_before\_SubscribeEventgroup

Synopsys	The DUT has to deny a SubscribeEventgroup request for Eventgroup 0x02 with a SubscribeEventgroupNAck in case the SubscribeEventgroup request includes a TCP Endpoint Option but a TCP connection has not been established in advance.
Prerequisites	DUT ETS is running and offering the Enhanced Testability Service
Test setup	Topology 1
Test Input Parameters	Check section ETS Default Input Parameters
Test Procedure	<ol style="list-style-type: none"> <li>1. <b>TESTER:</b> send a SubscribeEventgroup message for Eventgroup 0x02 with a a TCP Endpoint Option (but the corresponding TCP connection is not established)</li> <li>2. <b>DUT:</b> sends SubscribeEventgroupNAck</li> </ol>
Pass Criteria	DUT: sends SubscribeEventgroupNAck
Reference	PRS_SOMEIPSD_00362
Notes	

## 5.1.6.1.73 SOMEIP\_ETS\_097: SD\_Client\_restarts\_tcp\_connection

Synopsys	On the DUT Client Mode is started and a SubscribeEventgroup attempt is triggered, therefor the DUT will try to establish a TCP Connection which will be refused by the Tester. The DUT has to react to this refusal by trying to re-engage the TCP Connection with a second TCP SYN Message as soon as it receives another OfferService Message. The Tester will react to this accepting the second TCP SYN and expects that this leads the DUT to finally subscribe. After all this, the client Mode is deactivated in order not to interfere with other TestCases.
Prerequisites	DUT ETS is running and offering the Enhanced Testability Service
Test setup	Topology 1
Test Input Parameters	Check section ETS Default Input Parameters
Test Procedure	<ol style="list-style-type: none"> <li>1. TESTER: activate the DUTs ETS client Service mode by the method clientServiceActivate and send SubscribeEventgroup</li> <li>2. DUT: trys to establish a TCP Connection</li> <li>3. TESTER: refuse the TCP Connection</li> <li>4. DUT: has to react to this refusal by trying to re-engage the TCP Connection with a second TCP SYN Message as soon as it receives another OfferService Message</li> <li>5. TESTER: accept the second TCP SYN</li> </ol>
Pass Criteria	DUT: trys to establish a TCP Connection DUT: has to react to this refusal by trying to re-engage the TCP Connection with a second TCP SYN Message as soon as it receives another OfferService Message
Reference	PRS_SOMEIPSD_00527
Notes	

5.1.6.1.74 SOMEIP\_ETS\_098: SD\_ClientService\_subscribe\_without\_method\_call

Synopsys	The Tester activates the clientService Mode on the DUT and starts sending OfferService Messages. The DUT shall not try to subscribe with each OfferService it receives since the clientServiceSubscribeEventgroup Message that is needed for the DUT to can subscribe is not being sent by the tester. At the End of the TestCase, the ClientService Mode is deactivated to prevent it from interfering with other TestCases.
Prerequisites	DUT ETS is running and offering the Enhanced Testability Service
Test setup	Topology 1
Test Input Parameters	Check section ETS Default Input Parameters
Test Procedure	<ol style="list-style-type: none"> <li>1. TESTER: activate the DUTs ETS client Service mode by the method clientServiceActivate and start sending OfferService Messages</li> <li>2. DUT: shall not try to subscribe with each OfferService it receives</li> </ol>
Pass Criteria	DUT: shall not try to subscribe with each OfferService it receives
Reference	PRS_SOMEIPSD_00386
Notes	

5.1.6.1.75 SOMEIP\_ETS\_099: SD\_ClientServiceActivate

Synopsys	The DUT is triggered to enter the Client Mode without stopping its already running Server Mode.
Prerequisites	DUT ETS is running and offering the Enhanced Testability Service
Test setup	Topology 1
Test Input Parameters	Check section ETS Default Input Parameters
Test Procedure	<ol style="list-style-type: none"> <li>1. TESTER: activate the DUTs ETS client Service mode by the method clientServiceActivate</li> <li>2. DUT: starts the client Start-Up procedure and stays ready to behave as a client while it keeps running also the Server Mode</li> <li>3. TESTER: deactivate the DUTs ETS client Service mode by the method clientServiceDeactivate</li> </ol>
Pass Criteria	DUT: starts the client Start-Up procedure and stays ready to behave as a client while it keeps running also the Server Mode
Reference	PRS_SOMEIPSD_00350;PRS_SOMEIPSD_00351
Notes	

5.1.6.1.76 SOMEIP\_ETS\_100: SD\_ClientServiceActivate\_no\_FindServices\_in\_Main\_Phase

Synopsys	The clientService Mode shall only send FindService Messages during the Start-Up Phase, not in the Main Phase
Prerequisites	DUT ETS is running and offering the Enhanced Testability Service
Test setup	Topology 1
Test Input Parameters	Check section ETS Default Input Parameters
Test Procedure	<ol style="list-style-type: none"> <li>1. TESTER: activate the DUTs ETS client Service mode by the method clientServiceActivate</li> <li>2. DUT: starts sending FindService messages during the Start Phase and stops sending FindService messages when entering the Main Phase</li> <li>3. TESTER: deactivate the DUTs ETS client Service mode by the method clientServiceDeactivate</li> </ol>
Pass Criteria	DUT: starts sending FindService messages during the Start Phase and stops sending FindService messages when entering the Main Phase
Reference	PRS_SOMEIPSD_00351
Notes	

5.1.6.1.77 SOMEIP\_ETS\_101: SD\_ClientServiceActivate\_send\_StopOfferService

Synopsys	Client Mode is activated on the DUT and when the DUT starts sending FindService messages the Tester sends StopOfferService. The DUT is expected to understand that the Service and Instance-ID that it is looking for is no longer available. It should stop sending FindService Messages for this Service and Instance-ID. Find-ALL FindService Messages are still allowed.
Prerequisites	DUT ETS is running and offering the Enhanced Testability Service
Test setup	Topology 1
Test Input Parameters	Check section ETS Default Input Parameters
Test Procedure	<ol style="list-style-type: none"> <li>1. TESTER: activate the DUTs ETS client Service mode by the method clientServiceActivate</li> <li>2. DUT: starts sending FindService messages</li> <li>3. TESTER: send StopOfferService as soon as the first FindService message from the DUT arrives at the Tester</li> <li>4. DUT: stops sending FindService messages</li> <li>5. TESTER: deactivate the DUTs ETS client Service mode by the method clientServiceDeactivate</li> </ol>
Pass Criteria	DUT: starts sending FindService messages DUT: stops sending FindService messages
Reference	PRS_SOMEIPSD_00351;PRS_SOMEIPSD_00363
Notes	



5.1.6.1.78 SOMEIP\_ETS\_103: SD\_ClientServiceGetLastValueOfEventTCP

Synopsys	The Tester activates the clietnService Mode on the DUT, checks it's Behaviour and triggers it to subscribe to it. After that, it sends it a UINT8 TCP Event, to the IP and Port the DUT indicated with its SubscribeEventgroup Message, valued as 0x08. This Value has to be returned by the DUT once the Tester triggers the clientServiceGetLastValueOfEventTCP Method, after this, the clientService Mode is deactivated on the DUT.
Prerequisites	DUT ETS is running and offering the Enhanced Testability Service
Test setup	Topology 1
Test Input Parameters	Check section ETS Default Input Parameters
Test Procedure	<ol style="list-style-type: none"> <li>1. TESTER: activate the DUTs ETS client Service mode by the method clientServiceActivate</li> <li>2. DUT: starts sending FindService messages</li> <li>3. TESTER: Send OfferService Messages</li> <li>4. DUT: sends SubscribeEventgroup Message</li> <li>5. TESTER: send a UINT8 TCP Event, to the IP and Port the DUT indicated with its SubscribeEventgroup Message, valued as 0x08</li> <li>6. TESTER: trigger the clientServiceGetLastValueOfEventTCP Method</li> <li>7. DUT: return the value of step 5</li> <li>8. TESTER: deactivate the DUTs ETS client Service mode by the method clientServiceDeactivate</li> </ol>
Pass Criteria	<p>DUT: starts sending FindService messages</p> <p>DUT: sends SubscribeEventgroup Message</p> <p>DUT: return the value of step 5</p>
Reference	PRS_SOMEIPSD_00380;PRS_SOMEIPSD_00362
Notes	

5.1.6.1.79 SOMEIP\_ETS\_104: SD\_ClientServiceGetLastValueOfEventUDPMulticast

Synopsys	The Tester activates the clientService Mode on the DUT, checks it's Behaviour and triggers it to subscribe to it. After that, it sends it a UINT8 multicast Event, to the IP and Port the DUT indicated with the Tester's SubscribeEventgroupAck Message, valued as 0x08. This Value has to be returned by the DUT once the Tester triggers the clientServiceGetLastValueOfEventUDPMulticast Method, after this, the clientService Mode is deactivated on the DUT.
Prerequisites	DUT ETS is running and offering the Enhanced Testability Service
Test setup	Topology 1
Test Input Parameters	Check section ETS Default Input Parameters
Test Procedure	<ol style="list-style-type: none"> <li>1. TESTER: activate the DUTs ETS client Service mode by the method clientServiceActivate</li> <li>2. DUT: starts sending FindService messages</li> <li>3. TESTER: Send OfferService Messages</li> <li>4. DUT: sends SubscribeEventgroup Message</li> <li>5. TESTER: send a UINT8 multicast Event, to the IP and Port the DUT indicated with its SubscribeEventgroup Message, valued as 0x08</li> <li>6. TESTER: trigger the clientServiceGetLastValueOfEventUDPMulticast Method</li> <li>7. DUT: return the value of step 5</li> <li>8. TESTER: deactivate the DUTs ETS client Service mode by the method clientServiceDeactivate</li> </ol>
Pass Criteria	<p>DUT: starts sending FindService messages</p> <p>DUT: sends SubscribeEventgroup Message</p> <p>DUT: return the value of step 5</p>
Reference	PRS_SOMEIPSD_00360;PRS_SOMEIPSD_00361
Notes	

5.1.6.1.80 SOMEIP\_ETS\_105: SD\_ClientServiceGetLastValueOfEventUDPUnicast

Synopsys	The Tester activates the clietnService Mode on the DUT, checks it's Behaviour and triggers it to subscribe to it. After that, it sends it a UINT8 UDP unicast Event, to the IP and Port the DUT indicated with his SubscribeEventgroup Message, valued as 0x08. This Value has to be returned by the DUT once the Tester triggers the clientServiceGetLastValueOfEventUDPUnicast Method, after this, the clientService Mode is deactivated on the DUT.
Prerequisites	DUT ETS is running and offering the Enhanced Testability Service
Test setup	Topology 1
Test Input Parameters	Check section ETS Default Input Parameters
Test Procedure	<ol style="list-style-type: none"> <li>1. TESTER: activate the DUTs ETS client Service mode by the method clientServiceActivate</li> <li>2. DUT: starts sending FindService messages</li> <li>3. TESTER: Send OfferService Messages</li> <li>4. DUT: sends SubscribeEventgroup Message</li> <li>5. TESTER: send a UINT8 UDP Event, to the IP and Port the DUT indicated with its SubscribeEventgroup Message, valued as 0x08</li> <li>6. TESTER: trigger the clientServiceGetLastValueOfEventUDPUnicast Method</li> <li>7. DUT: return the value of step 5</li> <li>8. TESTER: deactivate the DUTs ETS client Service mode by the method clientServiceDeactivate</li> </ol>
Pass Criteria	<p>DUT: starts sending FindService messages</p> <p>DUT: sends SubscribeEventgroup Message</p> <p>DUT: return the value of step 5</p>
Reference	PRS_SOMEIPSD_00360;PRS_SOMEIPSD_00361; PRS_SOMEIPSD_00380
Notes	

5.1.6.1.81 SOMEIP\_ETS\_106: SD\_ClientServiceSubscribeEventgroup

Synopsys	Client Mode is activated on the DUT and it has to subscribe to the Tester.
Prerequisites	DUT ETS is running and offering the Enhanced Testability Service
Test setup	Topology 1
Test Input Parameters	Check section ETS Default Input Parameters
Test Procedure	<ol style="list-style-type: none"> <li>1. TESTER: activate the DUTs ETS client Service mode by the method clientServiceActivate</li> <li>2. DUT: starts sending FindService messages</li> <li>3. TESTER: Send clientServiceSubscribeEventgroup Message</li> <li>4. TESTER: send OfferService Messages offering the ETS service</li> <li>5. DUT: sends SubscribeEventgroup Message to subscribe to the ETS service</li> <li>6. TESTER: deactivate the DUTs ETS client Service mode by the method clientServiceDeactivate</li> </ol>
Pass Criteria	<p>DUT: starts sending FindService messages</p> <p>DUT: sends SubscribeEventgroup Message to subscribe to the ETS service</p>
Reference	<p>PRS_SOMEIPSD_00385;PRS_SOMEIPSD_00386;</p> <p>PRS_SOMEIPSD_00268;PRS_SOMEIPSD_00380</p>
Notes	

5.1.6.1.82 SOMEIP\_ETS\_107: SD\_Consider\_Entries\_Order

Synopsys	The Tester initially subscribes to the DUT and then sends a Message containing two Entries: A SubscribeEventgroup with TTL 0 and normal SubscribeEventgroup. The Testcases awaits the DUT first to delete the Tester from the List of subscribed Entities and then an SubscribeEventgroupAck (in this order) for the SubscribeEventgroup, this one should be followed by the initial Fields for the subscribed Eventgroup (0x05).
Prerequisites	DUT ETS is running and offering the Enhanced Testability Service
Test setup	Topology 1
Test Input Parameters	Check section ETS Default Input Parameters
Test Procedure	<ol style="list-style-type: none"> <li>1. TESTER: send SubscribeEventgroup Message to subscribe to Eventgroup 0x05</li> <li>2. DUT: sends SubscribeEventgroupAck and the initial Events</li> <li>3. TESTER: Send SD Message containing two Entries: <ul style="list-style-type: none"> <li>• StopSubscribeEventgroup Entry (TTL = 0) for Eventgroup 0x05</li> <li>• SubscribeEventgroup Entry for Eventgroup 0x05 (to re-subscribe)</li> </ul> </li> <li>4. DUT: sends SubscribeEventgroupAck and the initial Events again (corresponding to the re-subscription)</li> </ol>
Pass Criteria	DUT: sends SubscribeEventgroupAck and the initial Events DUT: sends SubscribeEventgroupAck and the initial Events again (corresponding to the re-subscription)
Reference	PRS_SOMEIPSD_00263
Notes	

5.1.6.1.83 SOMEIP\_ETS\_108: SD\_Deregister\_from\_Eventgroup

Synopsys	The Tester subscribes and unsubscribes. Right after having received the Initial Events corresponding to the SubscribeEventgroup the Tester tries to trigger the TestEventUINT8 and expects the DUT to ignore the Trigger since the initial Subscription is not active anymore.
Prerequisites	DUT ETS is running and offering the Enhanced Testability Service
Test setup	Topology 1
Test Input Parameters	Check section ETS Default Input Parameters
Test Procedure	<ol style="list-style-type: none"> <li>1. TESTER: send SubscribeEventgroup Message to subscribe to Eventgroup 0x05</li> <li>2. DUT: sends SubscribeEventgroupAck and the initial Events</li> <li>3. TESTER: Send StopSubscribeEventgroup message for Eventgroup 0x05</li> <li>4. TESTER: by using the method TestEventUINT8 trigger the DUT to send a corresponding Event</li> <li>5. DUT: does not send the Event as the initial subscription is not active anymore</li> </ol>
Pass Criteria	<p>DUT: sends SubscribeEventgroupAck and the initial Events</p> <p>DUT: does not send the Event as the initial subscription is not active anymore</p>
Reference	PRS_SOMEIPSD_00388;PRS_SOMEIPSD_00389;PRS_SOMEIPSD_00386
Notes	

5.1.6.1.84 SOMEIP\_ETS\_109: SD\_Do\_not\_specify\_a\_port

Synopsys	The Tester sends a SubscribeEventgroup Message without indicating a Port in the Endpoint Options. This should lead the DUT to reject the whole Message.
Prerequisites	DUT ETS is running and offering the Enhanced Testability Service
Test setup	Topology 1
Test Input Parameters	Check section ETS Default Input Parameters
Test Procedure	<ol style="list-style-type: none"> <li>1. TESTER: send SubscribeEventgroup Message without specifying a port in the Endpoint option (port number is 0)</li> <li>2. DUT: sends SubscribeEventgroupNack to reject the subscription attempt</li> </ol>
Pass Criteria	DUT: sends SubscribeEventgroupNack to reject the subscription attempt
Reference	PRS_SOMEIPSD_00307;PRS_SOMEIPSD_00380;PRS_SOMEIPSD_00393
Notes	

5.1.6.1.85 SOMEIP\_ETS\_110: SD\_Do\_not\_specify\_IPv4\_Adress

Synopsys	The Tester sends a SubscribeEventgroup Message which does not indicate IPv4 Addresses in the Endpoint Options (since this is not possible without malforming the message, the transmitted IP is 32.0.0.0), this should lead the DUT to reject the Message and answer with a SubscribeEventgroupNAck.
Prerequisites	DUT ETS is running and offering the Enhanced Testability Service
Test setup	Topology 1
Test Input Parameters	Check section ETS Default Input Parameters
Test Procedure	<ol style="list-style-type: none"> <li>1. TESTER: send SubscribeEventgroup Message without specifying a valid IP address in the Endpoint option</li> <li>2. DUT: sends SubscribeEventgroupNAck to reject the subscription attempt</li> </ol>
Pass Criteria	DUT: sends SubscribeEventgroupNAck to reject the subscription attempt
Reference	PRS_SOMEIPSD_00306;PRS_SOMEIPSD_00307; PRS_SOMEIPSD_00380;PRS_SOMEIPSD_00393
Notes	



## 5.1.6.1.86 SOMEIP\_ETS\_111: SD\_Empty\_Entries\_Array

Synopsys	The Tester sends a SubscribeEventgroup Message which states a total length of Zero for the Entries Array, though it should not be interpreted and completely ignored.
Prerequisites	DUT ETS is running and offering the Enhanced Testability Service
Test setup	Topology 1
Test Input Parameters	Check section ETS Default Input Parameters
Test Procedure	<ol style="list-style-type: none"> <li>1. TESTER: send SubscribeEventgroup Message with Entries Array length zero</li> <li>2. DUT: ignores the SubscribeEventgroup message (shows no reaction)</li> </ol>
Pass Criteria	DUT: ignores the SubscribeEventgroup message (shows no reaction)
Reference	PRS_SOMEIPSD_00540
Notes	

## 5.1.6.1.87 SOMEIP\_ETS\_112: SD\_Empty\_Option

Synopsys	The Tester sends SubscribeEventgroup with IPv4Option length = 0. The DUT shall respond SubscribeEventgroupNAck.
Prerequisites	DUT ETS is running and offering the Enhanced Testability Service
Test setup	Topology 1
Test Input Parameters	Check section ETS Default Input Parameters
Test Procedure	<ol style="list-style-type: none"> <li>1. 1TESTER: send SubscribeEventgroup message for DefaultEventgroup with IPv4Option length = 0</li> <li>2. DUT: sends SubscribeEventgroupNAck to reject the subscription attempt</li> </ol>
Pass Criteria	DUT: sends SubscribeEventgroupNAck to reject the subscription attempt
Reference	PRS_SOMEIPSD_00307
Notes	

## 5.1.6.1.88 SOMEIP\_ETS\_113: SD\_Empty\_Options\_Array

Synopsis	The Tester sends SubscribeEventgroup with IPv4Option length = 0. The DUT shall respond SubscribeEventgroupNAck.
Prerequisites	DUT ETS is running and offering the Enhanced Testability Service
Test setup	Topology 1
Test Input Parameters	Check section ETS Default Input Parameters
Test Procedure	<ol style="list-style-type: none"> <li>3. TESTER: send SubscribeEventgroup message for DefaultEventgroup with options array length = 0</li> <li>4. DUT: sends SubscribeEventgroupNAck to reject the subscription attempt</li> </ol>
Pass Criteria	DUT: sends SubscribeEventgroupNAck to reject the subscription attempt
Reference	PRS_SOMEIPSD_00265;PRS_SOMEIPSD_00393
Notes	

## 5.1.6.1.89 SOMEIP\_ETS\_114: SD\_Entries\_Length\_wrong\_combined

Synopsis	The Tester sends SubscribeEventgroup with two correct Entries but a shortened Entries Array length. The DUT shall respond SubscribeEventgroupNAck.
Prerequisites	DUT ETS is running and offering the Enhanced Testability Service
Test setup	Topology 1
Test Input Parameters	Check section ETS Default Input Parameters
Test Procedure	<ol style="list-style-type: none"> <li>1. TESTER: send SubscribeEventgroup message for DefaultEventgroup with two correct Entries but a shortened Entries Array length</li> <li>2. DUT: sends SubscribeEventgroupNAck to reject the subscription attempt</li> </ol>
Pass Criteria	DUT: sends SubscribeEventgroupNAck to reject the subscription attempt
Reference	PRS_SOMEIPSD_00265;PRS_SOMEIPSD_00264;PRS_SOMEIPSD_00393
Notes	

5.1.6.1.90 SOMEIP\_ETS\_115: SD\_Entry\_references\_more\_options\_than\_exist

Synopsys	The Tester sends SubscribeEventgroup with more option references than existing options. The DUT shall respond SubscribeEventgroupNAck.
Prerequisites	DUT ETS is running and offering the Enhanced Testability Service
Test setup	Topology 1
Test Input Parameters	Check section ETS Default Input Parameters
Test Procedure	<ol style="list-style-type: none"> <li>1. TESTER: send SubscribeEventgroup message for DefaultEventgroup with more option references than existing options</li> <li>2. DUT: sends SubscribeEventgroupNAck to reject the subscription attempt</li> </ol>
Pass Criteria	DUT: sends SubscribeEventgroupNAck to reject the subscription attempt
Reference	PRS_SOMEIPSD_00393;PRS_SOMEIPSD_00566
Notes	

5.1.6.1.91 SOMEIP\_ETS\_116: SD\_Entry\_references\_non\_existing\_option\_type

Synopsys	The Tester sends SubscribeEventgroup with unknown Option type (0x77). The DUT shall respond SubscribeEventgroupNAck.
Prerequisites	DUT ETS is running and offering the Enhanced Testability Service
Test setup	Topology 1
Test Input Parameters	Check section ETS Default Input Parameters
Test Procedure	<ol style="list-style-type: none"> <li>1. TESTER: send SubscribeEventgroup message for DefaultEventgroup with unknown Option type (0x77).</li> <li>2. DUT: sends SubscribeEventgroupNAck to reject the subscription attempt</li> </ol>
Pass Criteria	DUT: sends SubscribeEventgroupNAck to reject the subscription attempt
Reference	PRS_SOMEIPSD_00305;PRS_SOMEIPSD_00307;PRS_SOMEIPSD_00393
Notes	

## 5.1.6.1.92 SOMEIP\_ETS\_117: SD\_Entry\_references\_options\_of\_same\_kind

Synopsys	The Tester sends SubscribeEventgroup with two options of the same type. The DUT shall respond SubscribeEventgroupNAck or ignore the request.
Prerequisites	DUT ETS is running and offering the Enhanced Testability Service
Test setup	Topology 1
Test Input Parameters	Check section ETS Default Input Parameters
Test Procedure	<ol style="list-style-type: none"> <li>1. TESTER: send SubscribeEventgroup message for DefaultEventgroup with two options of the same type</li> <li>2. DUT: may send SubscribeEventgroupNAck to reject the subscription attempt or may ignore the request</li> </ol>
Pass Criteria	DUT: may send SubscribeEventgroupNAck to reject the subscription attempt or may ignore the request
Reference	PRS_SOMEIPSD_00393
Notes	

## 5.1.6.1.93 SOMEIP\_ETS\_118: SD\_Ignore\_Options\_in\_FindService

Synopsys	The Tester sends 10 FindService messages with IPv4 Endpoint Option. The DUT shall ignore the options and respond with at least one unicast OfferService message.
Prerequisites	DUT ETS is running and offering the Enhanced Testability Service
Test setup	Topology 1
Test Input Parameters	Check section ETS Default Input Parameters
Test Procedure	<ol style="list-style-type: none"> <li>1. TESTER: send 10 FindService messages with IPv4 Endpoint Option in 100ms intervals</li> <li>2. DUT: sends at least one unicast OfferService message</li> </ol>
Pass Criteria	DUT: sends at least one unicast OfferService message
Reference	PRS_SOMEIPSD_00268;SIP_SD_877;SIP_SD_878
Notes	

5.1.6.1.94 SOMEIP\_ETS\_119: SD\_Indicate\_wrong\_l4proto\_param

Synopsys	The SubscribeEventgroup Message sent by the Tester refers to an IPv4Endpoint Option with a wrong l4proto Parameter (neither UDP or TCP), since this way not all needed Endpoint Options are present in a correct way the Message has to be rejected with a SubscribeEventgroupNAck.
Prerequisites	DUT ETS is running and offering the Enhanced Testability Service
Test setup	Topology 1
Test Input Parameters	Check section ETS Default Input Parameters
Test Procedure	<ol style="list-style-type: none"> <li>1. TESTER: send SubscribeEventgroup message referencing an IPv4Endpoint Option with a wrong l4proto Parameter</li> <li>2. DUT: sends SubscribeEventgroupNAck to reject the subscription request</li> </ol>
Pass Criteria	DUT: sends at least one unicast OfferService message
Reference	PRS_SOMEIPSD_00307;PRS_SOMEIPSD_00393
Notes	

5.1.6.1.95 SOMEIP\_ETS\_120: SD\_Initial\_Events\_after\_Subscribe\_with\_alternate\_IPs

Synopsis	The DUT has to answer the Testers SubscribeEventgroup Message with a SubscribeEventgroupAck and immediately after send out the corresponding Initial Fields for the Subscribed Eventgroup to the destination stated in the SubscribeEventgroup Endpoint Option.
Prerequisites	DUT ETS is running and offering the Enhanced Testability Service
Test setup	Topology 1
Test Input Parameters	Check section ETS Default Input Parameters
Test Procedure	<ol style="list-style-type: none"> <li>1. TESTER: send SubscribeEventgroup message referencing an IPv4Endpoint Option which differs from the Testers IP and Port.</li> <li>2. DUT: sends SubscribeEventgroupAck to the DUT's IP address and Port</li> <li>3. DUT: sends the initial fields to the IP address and Port given in the Endpoint option of the request</li> </ol>
Pass Criteria	<p>DUT: sends SubscribeEventgroupAck to the DUT's IP address and Port</p> <p>DUT: sends the initial fields to the IP address and Port given in the Endpoint option of the request</p>
Reference	<p>PRS_SOMEIPSD_00386;PRS_SOMEIPSD_00387;</p> <p>PRS_SOMEIPSD_00391;PRS_SOMEIPSD_00391</p>
Notes	

5.1.6.1.96 SOMEIP\_ETS\_121: SD\_Initial\_Events\_after\_SubscribeEventgroup

Synopsys	The DUT has to answer the Testers SubscribeEventgroup Message with a SubscribeEventgroupAck and immediatelly after send out the corresponding Initial Fields for the Subscribed Eventgroup
Prerequisites	DUT ETS is running and offering the Enhanced Testability Service
Test setup	Topology 1
Test Input Parameters	Check section ETS Default Input Parameters
Test Procedure	<ol style="list-style-type: none"> <li>1. TESTER: send SubscribeEventgroup message for Eventgroup 0x05.</li> <li>2. DUT: sends SubscribeEventgroupAck</li> <li>3. DUT: sends the initial fields</li> </ol>
Pass Criteria	<p>DUT: sends SubscribeEventgroupAck</p> <p>DUT: sends the initial fields</p>
Reference	<p>PRS_SOMEIPSD_00386;PRS_SOMEIPSD_00391;PRS_SOMEIPSD_00391;</p> <p>PRS_SOMEIPSD_00310;PRS_SOMEIPSD_00380;PRS_SOMEIPSD_00360;</p> <p>PRS_SOMEIPSD_00361;PRS_SOMEIPSD_00362</p>
Notes	

## 5.1.6.1.97 SOMEIP\_ETS\_122: SD\_Interface\_Version

Synopsys	The DUT has to answer indicating its Interface Version in the correct format.
Prerequisites	DUT ETS is running and offering the Enhanced Testability Service
Test setup	Topology 1
Test Input Parameters	Check section ETS Default Input Parameters
Test Procedure	<ol style="list-style-type: none"> <li>1. TESTER: trigger the Interface Version Getter method</li> <li>2. DUT: returns the method response</li> </ol>
Pass Criteria	DUT: returns the method response
Reference	PRS_SOMEIPSD_00357; PRS_SOMEIPSD_00360;PRS_SOMEIPSD_00361
Notes	

## 5.1.6.1.98 SOMEIP\_ETS\_123: SD\_Length\_of\_Entry\_Array\_longer\_than\_message\_allows

Synopsys	The Tester sends a SubscribeEventgroup Message whos Entry Array Length exceeds the Message total Length and so the Message should be unrecognizable for the DUT or at least too damaged to be answered with a SubscribeEventgroupAck.
Prerequisites	DUT ETS is running and offering the Enhanced Testability Service
Test setup	Topology 1
Test Input Parameters	Check section ETS Default Input Parameters
Test Procedure	<ol style="list-style-type: none"> <li>1. TESTER: send SubscribeEventgroup message with an Entry Array length exceeding the total Length of the message</li> <li>2. DUT: sends SubscribeEventgroupNAck to reject the subscription request</li> </ol>
Pass Criteria	DUT: sends SubscribeEventgroupNAck to reject the subscription request
Reference	PRS_SOMEIPSD_00265;PRS_SOMEIPSD_00153;PRS_SOMEIPSD_00270
Notes	



## 5.1.6.1.99 SOMEIP\_ETS\_124: SD\_Length\_of\_Entry\_Array\_too\_long

Synopsys	The Message's Entry Array Length does not exceed the Message total Length but goes far beyond its normal Limit and so the Message turns defect and must be rejected by the DUT.
Prerequisites	DUT ETS is running and offering the Enhanced Testability Service
Test setup	Topology 1
Test Input Parameters	Check section ETS Default Input Parameters
Test Procedure	<ol style="list-style-type: none"> <li>1. TESTER: send SubscribeEventgroup message with an Entry Array length exceeding the total Length of the message by at least 20 Bytes</li> <li>2. DUT: sends SubscribeEventgroupNAck to reject the subscription request</li> </ol>
Pass Criteria	DUT: sends SubscribeEventgroupNAck to reject the subscription request
Reference	PRS_SOMEIPSD_00265;PRS_SOMEIPSD_00393; PRS_SOMEIPSD_00270;PRS_SOMEIPSD_00264; PRS_SOMEIPSD_00566
Notes	

## 5.1.6.1.100 SOMEIP\_ETS\_125: SD\_Length\_of\_Entry\_Array\_too\_short

Synopsys	The Tester sends a SubscribeEventgroup Message with an Entry Array Length shorter than it should be based on the Length indicated by each Option.
Prerequisites	DUT ETS is running and offering the Enhanced Testability Service
Test setup	Topology 1
Test Input Parameters	Check section ETS Default Input Parameters
Test Procedure	<ol style="list-style-type: none"> <li>1. TESTER: send SubscribeEventgroup message with an Entry Array Length less than the sum of the Lengths indicated by each Option</li> <li>2. DUT: sends SubscribeEventgroupNAck to reject the subscription request</li> </ol>
Pass Criteria	DUT: sends SubscribeEventgroupNAck to reject the subscription request
Reference	PRS_SOMEIPSD_00265;PRS_SOMEIPSD_00270
Notes	

5.1.6.1.101 SOMEIP\_ETS\_127: SD\_Multicast\_FindService

Synopsys	The DUT receives 10 Multicast FindService Messages every 100ms asking for a valid Service/Instance-ID (depending on the DUT). The DUT has to answer using a Unicast OfferService for this Service/Instance-ID.
Prerequisites	DUT ETS is running and offering the Enhanced Testability Service
Test setup	Topology 1
Test Input Parameters	Check section ETS Default Input Parameters
Test Procedure	<ol style="list-style-type: none"> <li>1. TESTER: send 10 Multicast FindService messages in an interval of 100ms requesting a valid Service/Instance-ID (depending on the DUT).</li> <li>2. DUT: responses with at least one unicast OfferService message</li> </ol>
Pass Criteria	DUT: responses with at least one unicast OfferService message
Reference	<p>PRS_SOMEIPSD_00305;PRS_SOMEIPSD_00306;</p> <p>PRS_SOMEIPSD_00307;PRS_SOMEIPSD_00261</p>
Notes	

5.1.6.1.102 SOMEIP\_ETS\_128: SD\_Multicast\_FindService\_Major\_Minor\_Version\_set\_to\_all

Synopsys	The DUT receives both 10 multicast FindService Requests with Major Version and later with a Minor Version set to 0xFF (all of them in 100ms intervals) and is expected to answer each one of them with at least one unicast OfferService Message.
Prerequisites	DUT ETS is running and offering the Enhanced Testability Service
Test setup	Topology 1
Test Input Parameters	Check section ETS Default Input Parameters
Test Procedure	<ol style="list-style-type: none"> <li>1. TESTER: send 10 Multicast FindService messages in an interval of 100ms with Major Version set to 0xFF (Minor Version set to Default value)</li> <li>2. DUT: responses with at least one unicast OfferService message</li> <li>3. TESTER: send 10 Multicast FindService messages in an interval of 100ms with Minor Version set to 0xFFFFFFFF (Major Version set to Default value)</li> <li>4. DUT: responses with at least one unicast OfferService message</li> </ol>
Pass Criteria	DUT: responses with at least one unicast OfferService message DUT: responses with at least one unicast OfferService message
Reference	PRS_SOMEIPSD_00268;PRS_SOMEIPSD_00305; PRS_SOMEIPSD_00306;PRS_SOMEIPSD_00307; PRS_SOMEIPSD_00351;PRS_SOMEIPSD_00351
Notes	

5.1.6.1.103 SOMEIP\_ETS\_130: SD\_Multicast\_FindService\_with\_unicast\_Flag\_to\_0

Synopsys	The DUT receives a multicast FindService Request with its Unicast Flag set to 0 and is expected to ignore this flag and to answer with a unicast OfferService Message.
Prerequisites	DUT ETS is running and offering the Enhanced Testability Service
Test setup	Topology 1
Test Input Parameters	Check section ETS Default Input Parameters
Test Procedure	<ol style="list-style-type: none"> <li>1. TESTER: send a Multicast FindService message with Unicast Flag set to 0</li> <li>2. DUT: sends a unicast OfferService Message</li> </ol>
Pass Criteria	DUT: sends a unicast OfferService Message
Reference	<p>PRS_SOMEIPSD_00268;PRS_SOMEIPSD_00305;</p> <p>PRS_SOMEIPSD_00306;PRS_SOMEIPSD_00307</p>
Notes	

## 5.1.6.1.104 SOMEIP\_ETS\_134: SD\_Option\_Length\_ends\_past\_Options\_Array\_Var\_A

Synopsis	<p>The Tester sends a SubscribeEventgroup Message whose Option's Length surpasses the total Length indicated for the options Array and so the Message must be answered with an SubscribeEventgroupNAck or not answered at all.</p> <p>In Variant A of this testCase, the total length indicated in the SOME/IP Header is slightly shortened from 60 to 48 Bytes in order to cut the Options Array and make this one look shorter than it really is.</p> <p>The Length of the Option Array is cut in the same order as in the SOME/IP Header (losing also 12 Bytes, from 24 to 12), only the Option's individual Length fields are correct.</p>
Prerequisites	DUT ETS is running and offering the Enhanced Testability Service
Test setup	Topology 1
Test Input Parameters	Check section ETS Default Input Parameters
Test Procedure	<ol style="list-style-type: none"> <li>1. TESTER: send SubscribeEventgroup Message with an actual Option Length greater than the indicated options Array length.</li> <li>2. DUT: sends SubscribeEventgroupNAck to reject the subscription request or ignores the request</li> </ol>
Pass Criteria	DUT: sends SubscribeEventgroupNAck to reject the subscription request or ignores the request
Reference	PRS_SOMEIPSD_00274;PRS_SOMEIPSD_00393;PRS_SOMEIP_00042
Notes	

5.1.6.1.105 SOMEIP\_ETS\_135: SD\_Option\_Length\_ends\_past\_Options\_Array\_Var\_B

Synopsys	The Tester sends a SubscribeEventgroup Message whose Options has a Length which surpasses the Length indicated for the Options Array and so the Message must be answered with an SubscribeEventgroupNAck.
Prerequisites	DUT ETS is running and offering the Enhanced Testability Service
Test setup	Topology 1
Test Input Parameters	Check section ETS Default Input Parameters
Test Procedure	<ol style="list-style-type: none"> <li>1. TESTER: send SubscribeEventgroup Message with an actual Option Length greater than the indicated options Array length.</li> <li>2. DUT: sends SubscribeEventgroupNAck to reject the subscription request or ignores the request</li> </ol>
Pass Criteria	DUT: sends SubscribeEventgroupNAck to reject the subscription request or ignores the request
Reference	PRS_SOMEIPSD_00274;PRS_SOMEIPSD_00393;PRS_SOMEIP_00042
Notes	

5.1.6.1.106 SOMEIP\_ETS\_136: SD\_Option\_Length\_shorter\_GT\_0\_as\_specified\_for\_type

Synopsys	The Tester sends a SubscribeEventgroup Message with a UDP Option Length less than specified for the Type (4 Bytes instead of 9) .The Message must be answered with an SubscribeEventgroupNAck or be fully ignored.
Prerequisites	DUT ETS is running and offering the Enhanced Testability Service
Test setup	Topology 1
Test Input Parameters	Check section ETS Default Input Parameters
Test Procedure	<ol style="list-style-type: none"> <li>1. TESTER: send SubscribeEventgroup Message with UDP Option Length less than specified for the Type (4 Bytes instead of 9)</li> <li>2. DUT: sends SubscribeEventgroupNAck to reject the subscription request or ignores the request</li> </ol>
Pass Criteria	DUT: sends SubscribeEventgroupNAck to reject the subscription request or ignores the request
Reference	PRS_SOMEIPSD_00307;PRS_SOMEIPSD_00393
Notes	

5.1.6.1.107 SOMEIP\_ETS\_137: SD\_Option\_shorter\_with\_unaligned\_next\_option

Synopsis	<p>The Tester sends a SubscribeEventgroup Message which first Option has a Length of 14 Bytes and the second one of 4 Bytes, both are wrong sized but the total expected Length for the Options Array is appearantly kept since the missing bytes are deleted from the UDP option and added as dummy bytes at the end of the TCP option.</p> <p>The total SOME/IP length is kept at 60 and the missing bytes from the options array are replenished with dummy bytes.</p> <p>The DUT has to answer this Message with a SubscribeEventgroupNAck, since this change in the Option Sizes disrupts them and should turn them useless.</p>
Prerequisites	DUT ETS is running and offering the Enhanced Testability Service
Test setup	Topology 1
Test Input Parameters	Check section ETS Default Input Parameters
Test Procedure	<ol style="list-style-type: none"> <li>1. TESTER: send SubscribeEventgroup Message with             <ul style="list-style-type: none"> <li>• TCP endpoint option length = 14 bytes (append dummy bytes)</li> <li>• UDP endpoint option length = 4 bytes (cut to 4 bytes)</li> </ul> </li> <li>2. DUT: sends SubscribeEventgroupNAck to reject the subscription request</li> </ol>
Pass Criteria	DUT: sends SubscribeEventgroupNAck to reject the subscription request
Reference	<p>PRS_SOMEIPSD_00307;PRS_SOMEIPSD_00393;</p> <p>PRS_SOMEIP_00042;PRS_SOMEIPSD_00265PRS_SOMEIPSD_00274</p>
Notes	



5.1.6.1.108 SOMEIP\_ETS\_138: SD\_Options\_Array\_longer\_than\_message\_allows

Synopsys	<p>The Tester sends a SubscribeEventgroup Message which stated Options Array Length is longer than the Message itself (Option Array Length is 0x28 instead of 0x18).</p> <p>The DUT shall return SubscribeEventgroupAck. Due to AUTOSAR compatibility purposes it is also allowed to ignore the message.</p>
Prerequisites	DUT ETS is running and offering the Enhanced Testability Service
Test setup	Topology 1
Test Input Parameters	Check section ETS Default Input Parameters
Test Procedure	<ol style="list-style-type: none"> <li>1. TESTER: send SubscribeEventgroup Message with <ul style="list-style-type: none"> <li>• Options Array Length &gt; actual length</li> </ul> </li> <li>2. DUT: sends SubscribeEventgroupAck message or ignore the request</li> </ol>
Pass Criteria	DUT: sends SubscribeEventgroupAck message or ignore the request
Reference	PRS_SOMEIPSD_00390
Notes	

## 5.1.6.1.109 SOMEIP\_ETS\_139: SD\_Options\_Array\_too\_short

Synopsys	The Tester sends a SubscribeEventgroup Message which Options Array Length is shorter than required (2 Bytes instead of the original 24). The Message must be answered with SubscribeEventgroupNack since the required Options for this Entry are not accesible anymore.
Prerequisites	DUT ETS is running and offering the Enhanced Testability Service
Test setup	Topology 1
Test Input Parameters	Check section ETS Default Input Parameters
Test Procedure	<ol style="list-style-type: none"> <li>1. TESTER: send SubscribeEventgroup Message with <ul style="list-style-type: none"> <li>• Options Array Length &lt; actual length</li> </ul> </li> <li>2. DUT: sends SubscribeEventgroupNack to reject the subscription request</li> </ol>
Pass Criteria	DUT: sends SubscribeEventgroupNack to reject the subscription request
Reference	PRS_SOMEIPSD_00265;PRS_SOMEIPSD_00270;PRS_SOMEIPSD_00566
Notes	

## 5.1.6.1.110 SOMEIP\_ETS\_140: SD\_Request\_non\_existing\_EventgroupID

Synopsys	The Tester sends a SubscribeEventgroup Message requesting a non existing Eventgroup-ID. The Message must be answered with SubscribeEventgroupNack.
Prerequisites	DUT ETS is running and offering the Enhanced Testability Service
Test setup	Topology 1
Test Input Parameters	Check section ETS Default Input Parameters
Test Procedure	<ol style="list-style-type: none"> <li>1. TESTER: send SubscribeEventgroup Message with <ul style="list-style-type: none"> <li>• non existing Eventgroup-ID</li> </ul> </li> <li>2. DUT: sends SubscribeEventgroupNack to reject the subscription request</li> </ol>
Pass Criteria	DUT: sends SubscribeEventgroupNack to reject the subscription request
Reference	PRS_SOMEIPSD_00394;PRS_SOMEIPSD_00393;PRS_SOMEIPSD_00566
Notes	

## 5.1.6.1.111 SOMEIP\_ETS\_141: SD\_Request\_non\_existing\_InstanceID

Synopsys	The Tester sends a SubscribeEventgroup Message requesting a non existing Instance-ID. The Message must be answered with an SubscribeEventgroupNAck.
Prerequisites	DUT ETS is running and offering the Enhanced Testability Service
Test setup	Topology 1
Test Input Parameters	Check section ETS Default Input Parameters
Test Procedure	<ol style="list-style-type: none"> <li>1. TESTER: send SubscribeEventgroup Message with <ul style="list-style-type: none"> <li>• non existing Instance-ID</li> </ul> </li> <li>2. DUT: sends SubscribeEventgroupNAck to reject the subscription request</li> </ol>
Pass Criteria	DUT: sends SubscribeEventgroupNAck to reject the subscription request
Reference	PRS_SOMEIPSD_00394;PRS_SOMEIPSD_00393;PRS_SOMEIPSD_00566
Notes	

## 5.1.6.1.112 SOMEIP\_ETS\_142: SD\_Request\_non\_existing\_Major\_Version

Synopsys	The Tester sends a SubscribeEventgroup Message requesting a non existing Major Version. The Message must be answered with an SubscribeEventgroupNAck.
Prerequisites	DUT ETS is running and offering the Enhanced Testability Service
Test setup	Topology 1
Test Input Parameters	Check section ETS Default Input Parameters
Test Procedure	<ol style="list-style-type: none"> <li>1. TESTER: send SubscribeEventgroup Message with <ul style="list-style-type: none"> <li>• non existing Major Version</li> </ul> </li> <li>2. DUT: sends SubscribeEventgroupNAck to reject the subscription request</li> </ol>
Pass Criteria	DUT: sends SubscribeEventgroupNAck to reject the subscription request
Reference	PRS_SOMEIPSD_00394;PRS_SOMEIPSD_00393
Notes	

## 5.1.6.1.113 SOMEIP\_ETS\_143: SD\_Request\_non\_existing\_ServiceID

Synopsis	The Tester sends a SubscribeEventgroup Message requesting a non existing ServiceID. The Message must be answered with an SubscribeEventgroupNAck.
Prerequisites	DUT ETS is running and offering the Enhanced Testability Service
Test setup	Topology 1
Test Input Parameters	Check section ETS Default Input Parameters
Test Procedure	<ol style="list-style-type: none"> <li>1. TESTER: send SubscribeEventgroup Message with <ul style="list-style-type: none"> <li>• non existing ServiceID</li> </ul> </li> <li>2. DUT: sends SubscribeEventgroupNAck to reject the subscription request</li> </ol>
Pass Criteria	DUT: sends SubscribeEventgroupNAck to reject the subscription request
Reference	PRS_SOMEIPSD_00386;PRS_SOMEIPSD_00394;PRS_SOMEIPSD_00393
Notes	

## 5.1.6.1.114 SOMEIP\_ETS\_144: SD\_Reserved\_Field\_Endpoint\_Option\_set

Synopsis	The Tester sends a SubscribeEventgroup Message with the reserved Fields of the Endpoint Options set. The Message must be answered with SubscribeEventgroupAck.
Prerequisites	DUT ETS is running and offering the Enhanced Testability Service
Test setup	Topology 1
Test Input Parameters	Check section ETS Default Input Parameters
Test Procedure	<ol style="list-style-type: none"> <li>1. TESTER: send SubscribeEventgroup Message with <ul style="list-style-type: none"> <li>• reserved Fields of the Endpoint Options set</li> </ul> </li> <li>2. DUT: ignores the reserved fields and sends SubscribeEventgroupAck</li> </ol>
Pass Criteria	DUT: ignores the reserved fields and sends SubscribeEventgroupAck
Reference	PRS_SOMEIPSD_00307;PRS_SOMEIPSD_00391
Notes	

5.1.6.1.115 SOMEIP\_ETS\_146: SD\_ResetInterface

Synopsys	The Tester gets the TestFieldUINT8 Value hold by the DUT and stores it, later it sets a new, different, one. For both Requests the Tester expects an answer which is checked against the SOME/IP Specifications. Once this Preparations are taken, the Tester triggers the DUT to reset and after waiting 3 Seconds for the Reset to complete, it asks again for the TestFieldUINT8 Value, expecting it to be at least different from the one he set before the Reset.
Prerequisites	DUT ETS is running and offering the Enhanced Testability Service
Test setup	Topology 1
Test Input Parameters	Check section ETS Default Input Parameters
Test Procedure	<ol style="list-style-type: none"> <li>1. TESTER: get the TestFieldUINT8 Value hold by the DUT and store it</li> <li>2. DUT: returns the value</li> <li>3. TESTER: set a new different value</li> <li>4. DUT: returns the value</li> <li>5. TESTER: trigger the DUT to reset</li> <li>6. TESTER: ask again for the TestFieldUINT8 Value</li> <li>7. DUT: returns the value which shall be at least different from the one he set before the Reset</li> </ol>
Pass Criteria	<p>DUT: returns the value</p> <p>DUT: returns the value</p> <p>DUT: returns the value which shall be at least different from the one he set before the Reset</p>
Reference	PRS_SOMEIPSD_00356;PRS_SOMEIP_00170
Notes	

5.1.6.1.116 SOMEIP\_ETS\_147: SD\_Send\_triggerEventUINT8\_Eventgroup\_2

Synopsys	The Tester subscribes to an Eventgroup and triggers the DUT to send TestEventUINT8 events afterwards. The DUT shall acknowledge the subscription and send the field events to the IP address und port indicated by the Endpoint Option in the subscription request.
Prerequisites	DUT ETS is running and offering the Enhanced Testability Service
Test setup	Topology 1
Test Input Parameters	Check section ETS Default Input Parameters
Test Procedure	<ol style="list-style-type: none"> <li>8. TESTER: send SubscribeEventgroup Message for Eventgroup 0x02</li> <li>9. DUT: sends SubscribeEventgroupAck</li> <li>10. TESTER: trigger the method triggerEventUINT8</li> <li>11. DUT: sends the field TestEventUINT8 to the IP and port indicated in the Endpoint Option of the request</li> </ol>
Pass Criteria	<p>DUT: sends SubscribeEventgroupAck</p> <p>DUT: sends the field TestEventUINT8 to the IP and port indicated in the Endpoint Option of the request</p>
Reference	<p>PRS_SOMEIPSD_00307;PRS_SOMEIPSD_00310;</p> <p>PRS_SOMEIPSD_00380;PRS_SOMEIPSD_00360;</p> <p>PRS_SOMEIPSD_00361</p>
Notes	

5.1.6.1.117 SOMEIP\_ETS\_148: SD\_Send\_triggerEventUINT8Array\_Eventgroup\_2

Synopsys	The Tester subscribes to an Eventgroup and triggers the DUT to send TestEventUINT8Array events afterwards. The DUT shall acknowledge the subscription and send the field events to the IP address und port indicated by the Endpoint Option in the subscription request.
Prerequisites	DUT ETS is running and offering the Enhanced Testability Service
Test setup	Topology 1
Test Input Parameters	Check section ETS Default Input Parameters
Test Procedure	<ol style="list-style-type: none"> <li>1. TESTER: send SubscribeEventgroup Message for Eventgroup 0x02</li> <li>2. DUT: sends SubscribeEventgroupAck</li> <li>3. TESTER: trigger the method triggerEventUINT8Array</li> <li>4. DUT: sends the field TestEventUINT8Array to the IP and port indicated in the Endpoint Option of the request</li> </ol>
Pass Criteria	<p>DUT: sends SubscribeEventgroupAck</p> <p>DUT: sends the field TestEventUINT8Array to the IP and port indicated in the Endpoint Option of the request</p>
Reference	PRS_SOMEIPSD_00307;PRS_SOMEIPSD_00310;PRS_SOMEIPSD_00380
Notes	

5.1.6.1.118 SOMEIP\_ETS\_149: SD\_Send\_triggerEventUINT8E2E\_Eventgroup\_2

Synopsys	The Tester subscribes to an Eventgroup and triggers the DUT to send TestEventUINT8E2E events afterwards. The DUT shall acknowledge the subscription and send the field events to the IP address und port indicated by the Endpoint Option in the subscription request.
Prerequisites	DUT ETS is running and offering the Enhanced Testability Service
Test setup	Topology 1
Test Input Parameters	Check section ETS Default Input Parameters
Test Procedure	<ol style="list-style-type: none"> <li>1. TESTER: send SubscribeEventgroup Message for Eventgroup 0x02</li> <li>2. DUT: sends SubscribeEventgroupAck</li> <li>3. TESTER: trigger the method triggerEventUINT8E2E</li> <li>4. DUT: sends the field TestEventUINT8E2E to the IP and port indicated in the Endpoint Option of the request</li> </ol>
Pass Criteria	<p>DUT: sends SubscribeEventgroupAck</p> <p>DUT: sends the field TestEventUINT8E2E to the IP and port indicated in the Endpoint Option of the request</p>
Reference	PRS_SOMEIPSD_00307;PRS_SOMEIPSD_00310;PRS_SOMEIPSD_00380
Notes	



5.1.6.1.119 SOMEIP\_ETS\_150: SD\_Send\_triggerEventUINT8Multicast\_Eventgroup\_6

Synopsys	The Tester subscribes to an Eventgroup and triggers the DUT to send TestEventUINT8Multicast events afterwards. The DUT shall acknowledge the subscription and send the field events to the IP address and port indicated by the Endpoint Option in the subscription request.
Prerequisites	DUT ETS is running and offering the Enhanced Testability Service
Test setup	Topology 1
Test Input Parameters	Check section ETS Default Input Parameters
Test Procedure	<ol style="list-style-type: none"> <li>1. TESTER: send SubscribeEventgroup Message for Eventgroup 0x06</li> <li>2. DUT: sends SubscribeEventgroupAck</li> <li>3. TESTER: trigger the method trigger triggerUINT8Multicast</li> <li>4. DUT: sends the field TestEventUINT8Multicast to the IP and port indicated in the Endpoint Option of the request</li> </ol>
Pass Criteria	<p>DUT: sends SubscribeEventgroupAck</p> <p>DUT: sends the field TestEventUINT8Multicast to the IP and port indicated in the Endpoint Option of the request</p>
Reference	TBD
Notes	<p>PRS_SOMEIPSD_00307;PRS_SOMEIPSD_00310;</p> <p>PRS_SOMEIPSD_00380;PRS_SOMEIPSD_00323;</p> <p>PRS_SOMEIPSD_00324;PRS_SOMEIPSD_00325;</p> <p>PRS_SOMEIPSD_00326;PRS_SOMEIPSD_0039</p>

5.1.6.1.120 SOMEIP\_ETS\_151: SD\_Send\_triggerEventUINT8Reliable\_Eventgroup\_2

Synopsys	The Tester subscribes to an Eventgroup and triggers the DUT to send TestEventUINT8Reliable events afterwards. The DUT shall acknowledge the subscription and send the field events to the IP address and port indicated by the Endpoint Option in the subscription request.
Prerequisites	DUT ETS is running and offering the Enhanced Testability Service
Test setup	Topology 1
Test Input Parameters	Check section ETS Default Input Parameters
Test Procedure	<ol style="list-style-type: none"> <li>1. TESTER: send SubscribeEventgroup Message for Eventgroup 0x02</li> <li>2. DUT: sends SubscribeEventgroupAck</li> <li>3. TESTER: trigger the method triggerEventUINT8Reliable</li> <li>4. DUT: sends the field TestEventUINT8Reliable to the IP and port indicated in the Endpoint Option of the request</li> </ol>
Pass Criteria	<p>DUT: sends SubscribeEventgroupAck</p> <p>DUT: sends the field TestEventUINT8Reliable to the IP and port indicated in the Endpoint Option of the request</p>
Reference	PRS_SOMEIPSD_00307;PRS_SOMEIPSD_00310; PRS_SOMEIPSD_00380;PRS_SOMEIPSD_00362
Notes	

5.1.6.1.121 SOMEIP\_ETS\_152: SD\_Session\_ID\_is\_one\_after\_wrapping

Synopsys	The Tester sends lots of FindService Messages in order to observe the session id incrementation and wrap-around of the OfferService responses. After wrap-around the session id has to start from 1.
Prerequisites	DUT ETS is running and offering the Enhanced Testability Service
Test setup	Topology 1
Test Input Parameters	Check section ETS Default Input Parameters
Test Procedure	<ol style="list-style-type: none"> <li>1. TESTER: send lots of FindService Messages</li> <li>2. DUT: responses with OfferService messages and starts with session id 1 after wrap-around</li> </ol>
Pass Criteria	<p>DUT: sends SubscribeEventgroupAck</p> <p>DUT: responses with OfferService messages and starts with session id 1 after wrap-around</p>
Reference	PRS_SOMEIPSD_00159
Notes	

5.1.6.1.122 SOMEIP\_ETS\_153: SD\_SOMEIP\_Length\_shorter\_as\_expected

Synopsys	The Tester subscribes to an Eventgroup with wrong parameters in the request: SOME/IP Length is less than the actual length. The DUT shall reject the request with SubscribeEventgroupNAck or may ignore the request.
Prerequisites	DUT ETS is running and offering the Enhanced Testability Service
Test setup	Topology 1
Test Input Parameters	Check section ETS Default Input Parameters
Test Procedure	<ol style="list-style-type: none"> <li>1. TESTER: send SubscribeEventgroup Message with <ul style="list-style-type: none"> <li>• SOME/IP Length is less than the actual length</li> </ul> </li> <li>2. DUT: sends SubscribeEventgroupNAck to reject the subscription request or ignores the request</li> </ol>
Pass Criteria	DUT: sends SubscribeEventgroupNAck to reject the subscription request or ignores the request
Reference	PRS_SOMEIP_00042;PRS_SOMEIPSD_00393;PRS_SOMEIPSD_00566
Notes	

5.1.6.1.123 SOMEIP\_ETS\_154: SD\_Specify\_an\_unexisting\_IPv4\_Address

Synopsys	The Tester subscribes to an Eventgroup with wrong parameters in the request: Invalid IPv4 Address in the EndpointOption. The DUT shall reject the request with SubscribeEventgroupNAck.
Prerequisites	DUT ETS is running and offering the Enhanced Testability Service
Test setup	Topology 1
Test Input Parameters	Check section ETS Default Input Parameters
Test Procedure	<ol style="list-style-type: none"> <li>1. TESTER: send SubscribeEventgroup Message with <ul style="list-style-type: none"> <li>• Invalid IPv4 Address in the EndpointOption</li> </ul> </li> <li>2. DUT: sends SubscribeEventgroupNAck to reject the subscription request</li> </ol>
Pass Criteria	DUT: sends SubscribeEventgroupNAck to reject the subscription request
Reference	PRS_SOMEIPSD_00306;PRS_SOMEIPSD_00307; PRS_SOMEIPSD_00380;PRS_SOMEIPSD_00393
Notes	

5.1.6.1.124 SOMEIP\_ETS\_155: SD\_Subscribe\_after\_StopSubscribe

Synopsys	The Tester subscribes to an Eventgroup, unsubscribes und subscribes again. The DUT shall confirm the first subscription, accept the unsubscribe message and react correctly to the re-subscription.
Prerequisites	DUT ETS is running and offering the Enhanced Testability Service
Test setup	Topology 1
Test Input Parameters	Check section ETS Default Input Parameters
Test Procedure	<ol style="list-style-type: none"> <li>1. TESTER: send SubscribeEventgroup Message</li> <li>2. DUT: sends SubscribeEventgroupAck</li> <li>3. TESTER: send StopSubscribeEventgroup Message</li> <li>4. DUT: sends SubscribeEventgroupAck and sends all related initial fields</li> </ol>
Pass Criteria	DUT: sends SubscribeEventgroupAck DUT: sends SubscribeEventgroupAck and sends all related initial fields
Reference	PRS_SOMEIPSD_00263;PRS_SOMEIPSD_00386
Notes	

5.1.6.1.125 SOMEIP\_ETS\_162: SD\_SubscribeEventgroup\_with\_unallowed\_option\_ip

Synopsys	The Tester subscribes to an Eventgroup with wrong parameters in the request: Invalid IPv4 Address in the EndpointOption (IP address = IP address of the DUT). The DUT shall reject the request with SubscribeEventgroupNAck.
Prerequisites	DUT ETS is running and offering the Enhanced Testability Service
Test setup	Topology 1
Test Input Parameters	Check section ETS Default Input Parameters
Test Procedure	<ol style="list-style-type: none"> <li>1. TESTER: send SubscribeEventgroup Message with <ul style="list-style-type: none"> <li>• Invalid IPv4 Address in the EndpointOption</li> </ul> </li> <li>2. DUT: sends SubscribeEventgroupNAck to reject the subscription request</li> </ol>
Pass Criteria	DUT: sends SubscribeEventgroupNAck to reject the subscription request
Reference	PRS_SOMEIPSD_00306;PRS_SOMEIPSD_00307; PRS_SOMEIPSD_00380;PRS_SOMEIPSD_00393; PRS_SOMEIPSD_00566
Notes	

5.1.6.1.126 SOMEIP\_ETS\_163: SD\_SubscribeEventgroup\_with\_unallowed\_option\_ip\_2

Synopsys	The Tester subscribes to an Eventgroup with wrong parameters in the request: Invalid IPv4 Address in the EndpointOption (IP address = 111.111.111.111). The DUT shall reject the request with SubscribeEventgroupNAck.
Prerequisites	DUT ETS is running and offering the Enhanced Testability Service
Test setup	Topology 1
Test Input Parameters	Check section ETS Default Input Parameters
Test Procedure	<ol style="list-style-type: none"> <li>1. TESTER: send SubscribeEventgroup Message with <ul style="list-style-type: none"> <li>• Invalid IPv4 Address in the EndpointOption</li> </ul> </li> <li>2. DUT: sends SubscribeEventgroupNAck to reject the subscription request</li> </ol>
Pass Criteria	DUT: sends SubscribeEventgroupNAck to reject the subscription request
Reference	PRS_SOMEIPSD_00306;PRS_SOMEIPSD_00307; PRS_SOMEIPSD_00380;PRS_SOMEIPSD_00393;PRS_SOMEIPSD_00566
Notes	

5.1.6.1.127 SOMEIP\_ETS\_164: SD\_SuspendInterface

Synopsys	<p>The Tester retrieves the TestFieldUINT8 Value the DUT has before the Suspension and sets a new one, for both Requests it expects a valid Answer. After that, the SuspendInterface Request is sent to the DUT and two conditions are expected:</p> <ul style="list-style-type: none"> <li>- First, during the suspension time, which must least as long as the suspendInterface Message stated in his Options, the DUT should not send out any kind of Message. It should notify this by sending out a StopOfferService Message.</li> <li>- Second, after the Suspension finished, the Getter is called again and the Value returned must <b>not</b> be the same as set by the Tester before the Suspension since after the suspension Time, the Interface is expected not to reset.</li> </ul>
Prerequisites	DUT ETS is running and offering the Enhanced Testability Service
Test setup	Topology 1
Test Input Parameters	Check section ETS Default Input Parameters
Test Procedure	<ol style="list-style-type: none"> <li>1. TESTER: trigger the DUT to send the field TestFieldUINT8 by using the method Getter</li> <li>2. DUT: returns the field TestFieldUINT8</li> <li>3. TESTER: set a new value for the field TestFieldUINT8 by using the method Setter</li> <li>4. DUT: returns the field TestFieldUINT8 with the value set by the Tester in step 3</li> <li>5. TESTER: send the SuspendInterface Request</li> <li>6. DUT: should not send out any kind of Message during the suspension time. It should notify this by sending out a StopOfferService Message.</li> <li>7. TESTER: after the Suspension finished call Getter again</li> <li>8. DUT: returns the value. Value returned must <b>not</b> be the same as set by the Tester before the Suspension</li> </ol>
Pass Criteria	<p>DUT: returns the field TestFieldUINT8  DUT: returns the field TestFieldUINT8 with the value set by the Tester in step 3  DUT: should not send out any kind of Message during the suspension time. It should notify this by sending out a StopOfferService Message.  DUT: returns the value. Value returned must <b>not</b> be the same as set by the Tester before the Suspension</p>
Reference	PRS_SOMEIPSD_00356;PRS_SOMEIPSD_00364;SIP_SD_811;PRS_SOMEIPSD_00363
Notes	

5.1.6.1.128 SOMEIP\_ETS\_166: SD\_TestFieldUINT8

Synopsys	The Tester triggers the DUT to send the field TestFieldUINT8 by using the methods Getter and Setter. The DUT shall respond correctly.
Prerequisites	DUT ETS is running and offering the Enhanced Testability Service
Test setup	Topology 1
Test Input Parameters	Check section ETS Default Input Parameters
Test Procedure	<ol style="list-style-type: none"> <li>1. TESTER: trigger the DUT to send the field TestFieldUINT8 by using the method Getter</li> <li>2. DUT: returns the field TestFieldUINT8</li> <li>3. TESTER: set a new value for the field TestFieldUINT8 by using the method Setter</li> <li>4. DUT: returns the field TestFieldUINT8 with the value set by the Tester in step 3</li> </ol>
Pass Criteria	<p>DUT: returns the field TestFieldUINT8</p> <p>DUT: returns the field TestFieldUINT8 with the value set by the Tester in step 3</p>
Reference	PRS_SOMEIPSD_00357;PRS_SOMEIPSD_00360; PRS_SOMEIPSD_00361;PRS_SOMEIP_00180
Notes	



5.1.6.1.129 SOMEIP\_ETS\_167: SD\_TestFieldUINT8Array

Synopsys	The Tester triggers the DUT to send the field TestFieldUINT8Array by using the methods Getter and Setter. The DUT shall respond correctly.
Prerequisites	DUT ETS is running and offering the Enhanced Testability Service
Test setup	Topology 1
Test Input Parameters	Check section ETS Default Input Parameters
Test Procedure	<ol style="list-style-type: none"> <li>1. TESTER: trigger the DUT to send the field TestFieldUINT8Array by using the method Getter</li> <li>2. DUT: returns the field TestFieldUINT8Array</li> <li>3. TESTER: set a new value for the field TestFieldUINT8Array by using the method Setter</li> <li>4. DUT: returns the field TestFieldUINT8Array with the value set by the Tester in step 3</li> </ol>
Pass Criteria	<p>DUT: returns the field TestFieldUINT8Array</p> <p>DUT: returns the field TestFieldUINT8Array with the value set by the Tester in step 3</p>
Reference	PRS_SOMEIPSD_00357
Notes	

5.1.6.1.130 SOMEIP\_ETS\_168: SD\_TestFieldUINT8Reliable

Synopsys	The Tester triggers the DUT to send the field TestFieldUINT8Reliable by using the methods Getter and Setter. The DUT shall respond correctly.
Prerequisites	DUT ETS is running and offering the Enhanced Testability Service
Test setup	Topology 1
Test Input Parameters	Check section ETS Default Input Parameters
Test Procedure	<ol style="list-style-type: none"> <li>1. TESTER: trigger the DUT to send the field TestFieldUINT8Reliable by using the method Getter</li> <li>2. DUT: returns the field TestFieldUINT8Reliable</li> <li>3. TESTER: set a new value for the field TestFieldUINT8Reliable by using the method Setter</li> <li>4. DUT: returns the field TestFieldUINT8Reliable with the value set by the Tester in step 3</li> </ol>
Pass Criteria	<p>DUT: returns the field TestFieldUINT8Reliable</p> <p>DUT: returns the field TestFieldUINT8Reliable with the value set by the Tester in step 3</p>
Reference	PRS_SOMEIPSD_00362
Notes	

5.1.6.1.131 SOMEIP\_ETS\_171: SD\_Unicast\_FindService

Synopsys	The Tester requests a service the DUT offers by sending several unicast FindService messages. The DUT shall respond with at least one unicast OfferService message.
Prerequisites	DUT ETS is running and offering the Enhanced Testability Service
Test setup	Topology 1
Test Input Parameters	Check section ETS Default Input Parameters
Test Procedure	<ol style="list-style-type: none"> <li>1. TESTER: send several unicast FindService messages to request a service the DUT offers</li> <li>2. DUT: sends at least one unicast OfferService message</li> </ol>
Pass Criteria	DUT: sends at least one unicast OfferService message
Reference	PRS_SOMEIPSD_00268;PRS_SOMEIPSD_00305; PRS_SOMEIPSD_00306;PRS_SOMEIPSD_00307
Notes	

5.1.6.1.132 SOMEIP\_ETS\_173: SD\_Unicast\_SubscribeEventgroup

Synopsys	The Tester sends a unicast subscription request and expects the DUT to send a unicast subscription acknowledgement in response.
Prerequisites	DUT ETS is running and offering the Enhanced Testability Service
Test setup	Topology 1
Test Input Parameters	Check section ETS Default Input Parameters
Test Procedure	<ol style="list-style-type: none"> <li>1. TESTER: send unicast subscribeEventgroup indicating the Option settings: <ul style="list-style-type: none"> <li>• index1stOptions = 0</li> <li>• index2ndOptions = 1</li> <li>• numOfOptions1 = 1</li> <li>• numOfOptions2 = 1</li> </ul> </li> <li>2. DUT: sends unicast subscribeEventgroupAck</li> <li>3. TESTER: send subscribeEventgroup indicating a deviating Endpoint Option configuration: <ul style="list-style-type: none"> <li>• index1stOptions = 0</li> <li>• index2ndOptions = 0</li> <li>• numOfOptions1 = 2</li> <li>• numOfOptions2 = 0</li> </ul> </li> <li>4. DUT: sends unicast subscribeEventgroupAck</li> </ol>
Pass Criteria	DUT: sends unicast subscribeEventgroupAck DUT: sends unicast subscribeEventgroupAck
Reference	PRS_SOMEIPSD_00386; PRS_SOMEIPSD_00387; PRS_SOMEIPSD_00391
Notes	

5.1.6.1.133 SOMEIP\_ETS\_174: SD\_Unknown\_Option\_type

Synopsys	The Tester sends a SubscribeEventgroup Message referencing an unknown Option type, this turns useless one of the two Endpoint Options needed by the DUT (since the unknown one has to be ignored) and so the Message must be answered with a SubscribeEventgroupNack Message.
Prerequisites	DUT ETS is running and offering the Enhanced Testability Service
Test setup	Topology 1
Test Input Parameters	Check section ETS Default Input Parameters
Test Procedure	<ol style="list-style-type: none"> <li>1. TESTER: send subscribeEventgroup with an unknown Option type</li> <li>2. DUT: sends subscribeEventgroupNack</li> </ol>
Pass Criteria	DUT: sends subscribeEventgroupNack
Reference	PRS_SOMEIPSD_00273;PRS_SOMEIPSD_00393
Notes	

5.1.6.1.134 SOMEIP\_ETS\_175: SD\_ Unreferenced\_option

Synopsys	<p>The Tester sends a SubscribeEventgroup Message containing all needed Endpoint Options including a not needed Configuration Endpoint Option</p> <p>This last Option is not referenced and so the Message must be answered by the DUT with an SubscribeEventgroupAck.</p>
Prerequisites	DUT ETS is running and offering the Enhanced Testability Service
Test setup	Topology 1
Test Input Parameters	Check section ETS Default Input Parameters
Test Procedure	<ol style="list-style-type: none"> <li>1. TESTER: send subscribeEventgroup containing all needed Endpoint Options including a not needed Configuration Endpoint Option</li> <li>2. DUT: sends subscribeEventgroupAck</li> </ol>
Pass Criteria	DUT: sends subscribeEventgroupAck
Reference	PRS_SOMEIPSD_00337;PRS_SOMEIPSD_00387;PRS_SOMEIPSD_00393
Notes	

5.1.6.1.135 SOMEIP\_ETS\_176: SD\_Unused\_data\_after\_Options\_Array

Synopsis	<p>The DUT receives a unicast SubscribeEventgroup Request with unused Payload Data right after the Options Array (and which is included in the SOME/IP Length Field) and is expected to answer with a SubscribeEventgroupAck Message.</p> <p>The extra payload Data is 0x30303a3031.</p> <p>After that a second SubscribeEventgroup is sent which also includes the extra bytes at the end but does not count them to the messages's total length.</p>
Prerequisites	DUT ETS is running and offering the Enhanced Testability Service
Test setup	Topology 1
Test Input Parameters	Check section ETS Default Input Parameters
Test Procedure	<ol style="list-style-type: none"> <li>1. TESTER: send subscribeEventgroup with unused Payload Data right after the Options Array (and which is included in the SOME/IP Length Field)</li> <li>2. DUT: sends subscribeEventgroupAck</li> <li>3. TESTER: send subscribeEventgroup with unused Payload Data right after the Options Array but not counted to the messages's total length</li> <li>4. DUT: sends subscribeEventgroupAck</li> </ol>
Pass Criteria	<p>DUT: sends subscribeEventgroupAck</p> <p>DUT: sends subscribeEventgroupAck</p>
Reference	PRS_SOMEIPSD_00153PRS_SOMEIPSD_00273
Notes	

5.1.6.1.136 SOMEIP\_ETS\_177: SD\_ Unused\_data\_after\_Options\_Array\_wrong\_length

Synopsys	The DUT receives a unicast SubscribeEventgroup Request with unused Payload Data, whos Length is not included in the SOME/IP Length Field, at the End and is expected to answer with an SubscribeEventgroupAck Message.
Prerequisites	DUT ETS is running and offering the Enhanced Testability Service
Test setup	Topology 1
Test Input Parameters	Check section ETS Default Input Parameters
Test Procedure	<ol style="list-style-type: none"> <li>1. TESTER: send subscribeEventgroup Request with unused Payload Data, whos Length is not included in the SOME/IP Length Field, at the end</li> <li>2. DUT: sends subscribeEventgroupAck</li> </ol>
Pass Criteria	DUT: sends subscribeEventgroupAck
Reference	PRS_SOMEIPSD_00153;PRS_SOMEIPSD_00273
Notes	

5.1.6.1.137 SOMEIP\_ETS\_178: Subscribe\_using\_wrong\_SOMEIP\_MessageID

Synopsys	The Tester sends a SubscribeEventgroup Message whose SOME/IP header uses a wrong Message-ID for Service Discovery, this should lead the DUT to reject the Message since it cannot be interpreted as a valid SOME/IP-SD.
Prerequisites	DUT ETS is running and offering the Enhanced Testability Service
Test setup	Topology 1
Test Input Parameters	Check section ETS Default Input Parameters
Test Procedure	<ol style="list-style-type: none"> <li>1. TESTER: send subscribeEventgroup Message whose SOME/IP header uses a wrong Message-ID for Service Discovery</li> <li>2. DUT: sends subscribeEventgroupNack</li> </ol>
Pass Criteria	DUT: sends subscribeEventgroupNack
Reference	PRS_SOMEIPSD_00306;PRS_SOMEIPSD_00307; PRS_SOMEIPSD_00380;PRS_SOMEIPSD_00393
Notes	